

# DASH

## PRICE BOOK



DASH products work hand in hand with you!

**FRÍANT**

ALL  
WORKSTYLES  
WELCOME



## TABLE OF CONTENTS

<b>INTRODUCTION</b>		<b>Credenza - Grommet Color Selection</b>	<b>26</b>
Terms and Conditions	4	Filing Guide	27
Standard Fabrics	6	Credenza Elevations	31
Pattern Direction	7	How to Order Legs in Dash	39
Standard Finishes	8	How to Order Hutches	41
Combining with Interra	9	How to Align Towers with Hutches	42
Powering Dash	10	How to Specify My-Hite 2 Piece Extended Corner or Rectangular Tops	43
How to Order Dash	11	Modesty Panel Guide	44
Grommet Locations	12-19	Dash 2 Stage Recommended Application	45
Power Grommets	20	Dash Casegoods End Panel Guide	48
Pull Options, Dash Storage	21		
Supporting and Mobile Pedestals	22		
Freestanding Towers	23		
Supporting Credenza Units	24		
Credenza and Overhead - Top, Front & Casing Selection	25		

<b>TABLETOPS</b>		<b>STORAGE</b>		<b>INTERRA CONNECTORS</b>	
Resting Tabletops	52	Supporting Pedestals	164	Panel Mount Kit	229
Freestanding Tabletops	54	Mobile Pedestals	166	Credenza Bracket	229
Return Tabletops	56	Lateral Files	167	Corner Bracket	229
Resting Bridge	57	Mobile Credenza	171		
Freestanding Bridge	58	Hutch Overheads	172	<b>COMPONENTS</b>	
<b>CONFERENCE TABLES</b>		Hutch Overhead Support	176	Modesty Panel	231
Tabletops	60	Wall Mounted Overheads	177	Wall Mounted Tackboard	232
Leg Base	61	Towers	180	Privacy Screen, Fabric	235
<b>MY-HITE WORKSURFACES</b>		Lockers	186	Privacy Screen, Marker Board	236
Rectangular	63	Wardrobes	187	Privacy Screen, Laminate	237
Corner	65	Bookcases	189	<b>ACCESSORIES</b>	
90° Extended Curved Corner	66	Storage Cabinets	209	Power Grommet	239
Rectangular Extension	69	<b>DASH 2 STAGE</b>		Mesh Wire Manager	240
D-Shaped	71	Leg Encasement Shroud	214	Desk Mounted Power Unit	240
Wedge	72	Two Section Credenza, 23"H	215	Monitor Arms	241
120° Corner 90° Ends	73	Three Section Credenza, 23"H	216	Tabletop Shelf	242
120° Corner 120° Ends	74	Fixed Modesty Panel - Straight	217	LED Tasklight	242
<b>ELECTRICAL DISTRIBUTION</b>		Fixed Modesty Panel - Corner	218	File Bars	242
Table Power Components	75	2 Stage Modesty Panel	219	Pulls	243
<b>CREDENZAS</b>		<b>DASH CASEGOODS</b>		Keyed Alike	245
<b>26" High</b>		Desk Shell	221		
Two Section Credenzas	77	Return Shell	222		
Three Section Credenzas	97	Open Bridge	223		
<b>29" High</b>		Casegoods Pedestals	224		
Two Section Credenzas	116	Casegoods Lateral Files	225		
Three Section Credenzas	137	Casegoods Lateral Tops	226		
Shared Credenzas	155	End Panels	227		
<b>ELECTRICAL DISTRIBUTION FOR CREDEZA</b>					
Credenza Power: Single Circuit	160				
Credenza Power: 4 Circuit	161				

## Terms and Conditions

---

### PRICES

All Prices are F.O.B. point (Continental U.S.). We reserve the right to change prices without prior notice.

### ORDERING

Purchase Orders should be sent to Friant & Associates, LLC at [orders@friant.com](mailto:orders@friant.com), or faxed to (510) 535-6895. If your specifications were created with CAP, GIZA, or Project Matrix please send the worksheet (SP4) with your Purchase Order.

### TERMS

Net 30 days from date of invoice. Invoices are delinquent if not paid 30 days from date of invoice. In the event timely payment is not made, interest will be charged at the rate of 1.5% per month on delinquent accounts. Buyers will also be liable for normal collection costs and attorney's fee. 50% deposit is required with every order, unless prior arrangements have been made.

### ORDERS

Orders are only accepted by issuance of our formal acknowledgment, and are subject to the terms set forth herein and on our order acknowledgment. It is the responsibility of the buyer to review our acknowledgment for accuracy.

### LEAD TIME

Lead times are subject to availability.

### SHIPPING

Friant generally palletizes, boxes, and/or shrink-wraps its products. If buyer requests additional packaging or special shipping, then it is responsible for any extra costs that result. Buyer obtains title to products and assumes the risk of loss for them upon shipment from Friant's plant.

### CLAIMS

We are not responsible for damage suffered in transit. Merchandise should be inspected for possible freight damage upon delivery. The consignee should file for damage or shortages with the carrier within 5 days of delivery. You are also protected for "concealed damage" if you file claim with the carrier within 5 days of delivery. Buyer must make all claims against Friant for defects, errors, or shortages in writing within 10 days after delivery. Failure to make such a claim shall constitute full acceptance.

### RETURNS

No merchandise may be returned without our written consent and shipping instructions. Unauthorized returns will not be accepted and will be returned freight collect.

### PARTIAL SHIPMENTS

We will make every attempt to ship orders complete and on schedule. However, we reserve the right to make partial shipments, as merchandise is ready. Invoices covering these shipments are to be paid as they become due.

### ORDER CHANGE — CANCELLATIONS

Our order confirmation is final and binding. Any order change or cancellation is subject to our ability to conform. For the most up to date information, always review the order change/cancellation policy online. Allowable changes within the posted policy must be made in writing.

### SHIPMENT AND PREPAID FREIGHT

Unless otherwise instructed, we reserve the option to ship by what is, in our opinion, the best possible way. Upon request, we will prepay and add freight for accounts with established credit.

### DELIVERY

We are not liable for delay or failure of delivery due to strikes and/or differences with workmen, war, riot, fire, compliance with government regulations, acts of nature, failure or delays of sources of supply, or any other causes beyond our control.

### STORAGE

If buyer cannot accept delivery when merchandise is ready, we reserve the right to transfer goods to storage. Costs of transfer and storage will be charged to the buyer's account, and we will deem such transfer as constituting shipment for all purposes, including invoicing, as of the date the transfer is made.



## Terms and Conditions continued..

### CONSTRUCTION — SPECIFICATIONS

All items are produced to price list specifications unless otherwise advised. All dimensions shown are approximate. Manufacturer reserves the right to make modifications and/or improvements without prior notice.

### FABRIC APPLICATION

Standard fabric application is non-directional. Friant & Associates is not responsible for charges associated with replacement of products due to incorrect specifications. Certain product construction and sizes require fabric to be applied only Directionally or Non-Directionally. See individual pricebook specifications for details.

Friant & Associates is not responsible for charges associated with replacement of products due to incorrect specifications.

### CUSTOMER'S OWN MATERIAL

Yardage requirement is based on 66" wide plain covering material, and must be increased if less than 66" wide. Special instructions for handling material (pattern, directional fabric, right side of reversible fabric, etc.) must be submitted in writing before fabric is delivered. In the absence of special instructions, we reserve the right to use our own judgment. We reserve the right to reject any covering, which in our opinion, is unsuitable for our upholstery purposes. However, in no instance shall we be held responsible for unsatisfactory results due to use of covering unsuitable for our upholstery methods.

We will not be responsible for errors caused by buyers not supplying us with sample cuttings attached to their order giving full identification of covering material, (name of supplier, covering name, number and color) for identification purposes and advising us of model number and quantity to which each cover is to be applied.

Customer's own material that is shipped freight collect will be refused. A service charge will be applied for the return of unusable C.O.M. Contact factory.

### RIGHTS AND WARRANTIES — LIMITED LIFETIME WARRANTY

Warranty information for all Friant products can be found in the Dealer Resource Center ([dealers.friant.com/warranty](http://dealers.friant.com/warranty)) or on the Friant website ([www.friant.com/warranty](http://www.friant.com/warranty))

### CALIFORNIA PROP 65 WARNING

Products in this catalog can expose you to chemicals including wood dust, which is known to the State of California to cause cancer or birth defects or other reproductive harm. For more information go to <https://www.p65warnings.ca.gov/products/furniture-products>.

### CARB

Friant products are CARB 93120 compliant for formaldehyde (phase 2)

### TSCA TITLE VI

Friant products are TSCA Title VI Compliant

### MAS

Accredited Compliance Designation - ANSI/BIFMA x7.1 & e3-2014 7.6.1, 7.6.2, 7.6.3

California Dept. Of Public Health Standard Method v1.2

Conforms With: LEED v4

Criteria of MAS Certified Green® Program

## Standard Fabrics

JOURNEY		TERRAIN		SLIDE		SILKY		SKY	
PF801-1	Quest	PF701-1	Cloud	PF101-1	Caramel	PF401-1	Natural	PF301-1	Terra
PF801-2	Voyage	PF701-2	Dusk	PF101-2	Slate	PF401-2	Parids	PF301-2	Birch
PF801-3	Transit	PF701-3	Wave	PF101-3	Pewter	PF401-3	Overcast	PF301-3	Moss
PF801-4	Amble	PF701-4	Earth	PF101-7	Java	PF401-5	Graphite		
PF801-5	Odyssey			PF101-9	Sterling				
PF801-6	Caravan			PF101-10	Crema				
PF801-7	Expedition			PF101-13	Mustard				
PF801-8	Wayfare			PF101-14	Avocado				
				PF101-15	Pumpkin				
				PF101-16	Ocean				
				PF101-17	Blueberry				
				PF101-18	Cardinal				
				PF101-19	Flamingo				
				PF101-20	Serenity				
				PF101-21	Azure				
				PF101-22	Orchid				
				PF101-23	Plum				
				PF101-24	Raven				

### LIMITED AVAILABILITY

SLIDE		STICKS		PASSAGE	
PF101-4	Verde	PF501-3	Sage	PF601-5	Leaf
PF101-6	Vintage			PF601-8	Amber

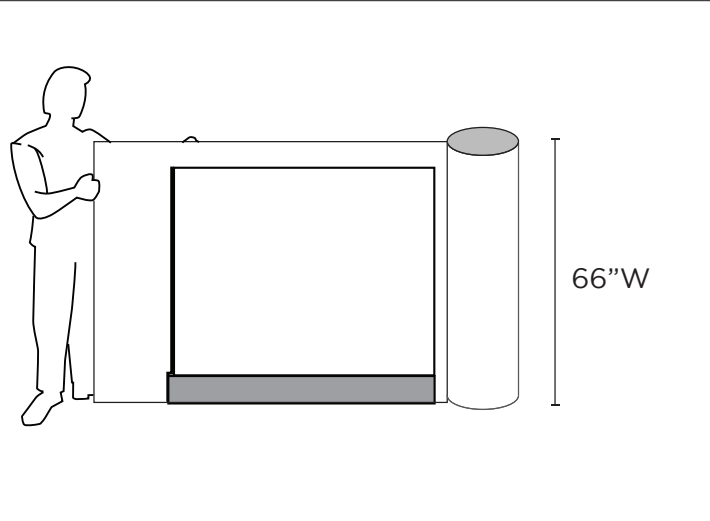
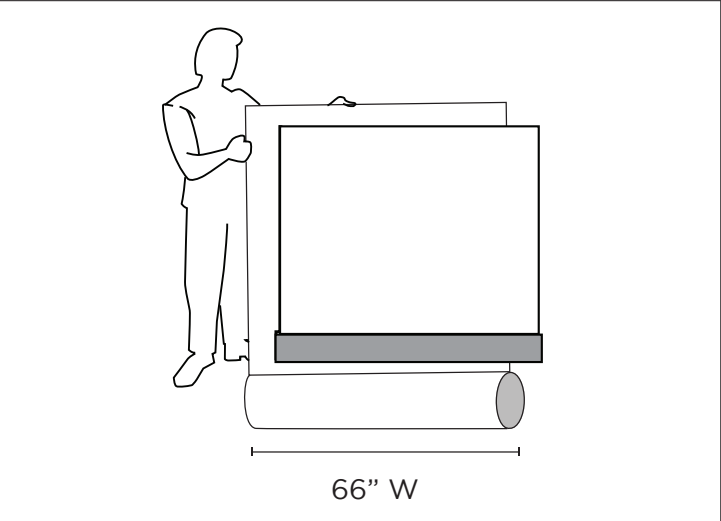
Fabric is scheduled for discontinuation when inventory is exhausted. Please contact Customer Success for current stock levels. After discontinuation fabric will be available with extended lead time, subject to minimum yardage requirements.

### NOTES:

- Passage and Terrain are not available on acoustical panels, pedestal cushions, tackboards or fabric screens.
- Please refer to the Fabric Direction Section in the Materials Reference Guide on the Dealer Resource Center for more details: <http://dealers.friant.com/dealers/product-literature/>
- Order fabric / finish sample online at [www.friant.com](http://www.friant.com)
- Colors may vary slightly between dye lots.

Pattern Direction

- Fabric direction is not always determined by the way the pattern is shown on memo sample.
- Certain product construction and sizes require fabric to be applied only Directionally or Non-Directionally.
- Some products have fabric applied either Directionally or Non-Directionally. (Upcharges may apply on some products, see price books for details).
- Please refer to our Materials Reference Guide on the Dealer Resource Center for specific pattern application defaults on all of our products : <http://dealers.friant.com/dealers/product-literature/>
- Our Customer Success Team is happy to answer any questions regarding fabric direction.

Non - Directional Application Shown	Directional Application Shown
	

# Standard Finishes

## LAMINATE FINISHES

M1	Light Maple
M2	Light Cherry
M3	Medium Cherry
M4	Dark Mahogany
M6	Light Gray
M9	Cloud White
M10	Espresso
M11	Light Walnut
M12	Medium Walnut
M13	Licorice
M14	Carob
M16	Tundra
M18	Capitan
M19	Fog
M20	Sandstone
M23	Bark
M25	Winter
M26	Storm
M27	Medium Ash
M28	Arctic
M29	Raven
M30	Barley
M31	Camel

## METAL FINISHES

- BU Black Umber
- CW Cloud White
- SV Silver

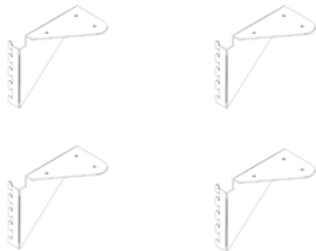
## GROMMET COLORS

- BU Black Umber
- CW Cloud White
- SV Silver

Order samples at [www.friant.com](http://www.friant.com)  
**Please Note:** Images are printed simulations and are not exact matches of finished product. Please request an actual sample from Friant or your sales consultant before specifying finishes.

# Combining with Interra

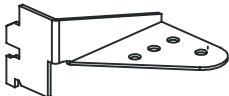
DASH can easily be combined with Interra. See page 230.



panel mount kit (Set of 4 brackets)  
Supports shared overhead hutch on top of Interra  
Panel



credenza bracket (pair)  
anchors Interra panels to DASH storage



corner bracket for worksurfaces ties DASH tabletops  
to Interra panels



# Powering Dash

## ordering power for a credenza

Credenzas may be ordered with either single circuit plug-in or 4-circuit hardwire power. See below for an ordering guide:

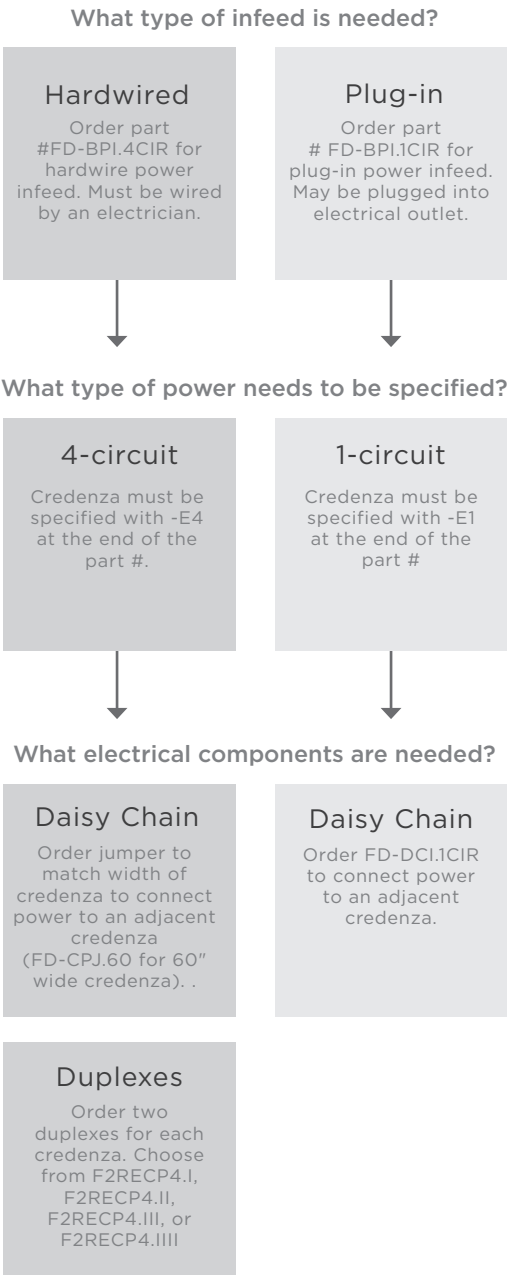


Figure C

## power distribution options

### Power single credenza

Order powered credenza by specifying -E1 or -E4  
Single circuit power -E1 shown

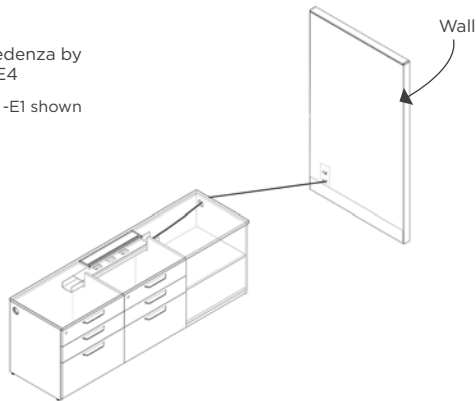


Figure D1

### Powered Interra Panels

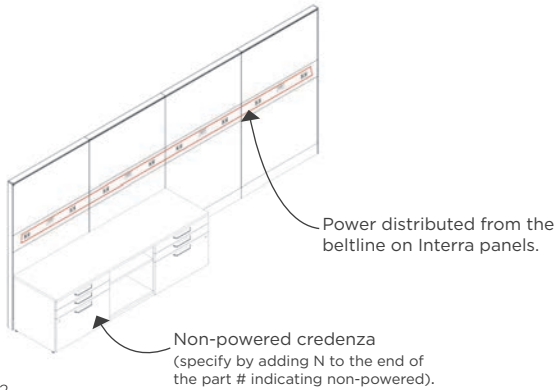


Figure D2

### Daisy Chained Powered Credenza

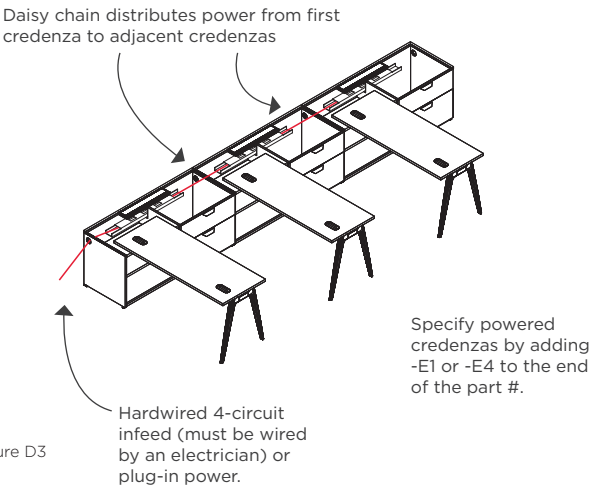


Figure D3

# How to Order Dash

## 1 Select a tabletop

Options include freestanding, resting and bridge starting from page 52 onwards.

Also, choose from multiple leg options. See page 39 for leg options. The resting and bridge tabletops require supporting storage.


Choose	Specify Part #	Specify Finish	Specify Legs
	FD-DA26-3054-L	Light Maple	Taper

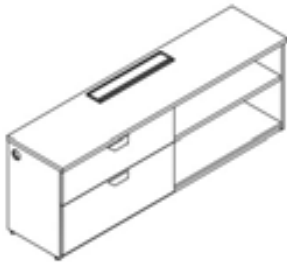


Left shown

## 2 Select supporting storage

Serves as both storage and support for unsupported tabletop styles. Options for 26" high supporting storage include pedestals and two section, three section and shared credenzas

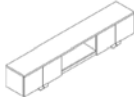


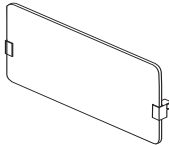

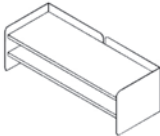
Choose	Specify Part #	Specify Finish for Top, Casing & Front
	FD-LC26-1860-1L-B*	Top: light maple Casing: white Front: light maple



\*Note the left (L) and right (R) options in the part numbers when ordering.

## 3 Select additional items to complete your system

Options include:

Overhead Storage	Storage Towers	Pedestals	Privacy Screens	Power	Accessories
					

Specify finish (be sure to note the left (L) and right (R) options in the part numbers, when applicable)


# Grommet Locations

## Dash Tabletops

### 1 Select a Dash worksurface

Dash tops do NOT come with grommets standard. To have a grommet included, please use the three letter codes shown here to specifying location.  
Grommets can be added to freestanding and resting tabletops only.

Choose



Specify Part #


FD-DA26-2454-L


Specify Finish for top and support


top: Bark  
support: SV

### 2 Select a grommet location

Specify positioning by using the three letter location.

  
GDL

  
GDC

  
GDR

CODE	POSITION
GDL	9" from left side - 5.5" from rear
GDR	9" from right side - 5.5" from rear
GDC	Centered from side to side - 5.5" from rear

Dimensions are measured from grommet center to top edge.  
For other grommet locations, please call Friant customer success.

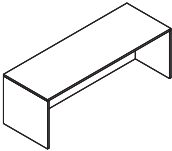
# Grommet Locations

Dash Casegoods

## 1 Select a Dash Casegoods desk

Dash Casegoods tops have optional grommets. Please use the two letter codes shown here when specifying location of grommets.

Grommets can be added to desk shells, return shells, or open bridges.

Choose	Specify Part #	Specify Finish
	FD-CS-3084	Bark

## 2a Select a grommet location

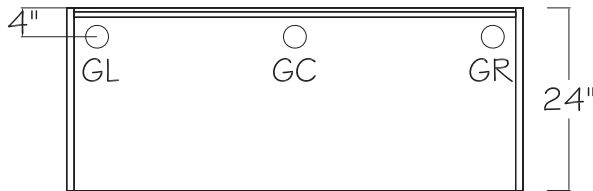
Specify positioning by using the two letter location.

Dimensions are measured from grommet center to top edge.

Grommets should not be placed overlapping with supporting storage.

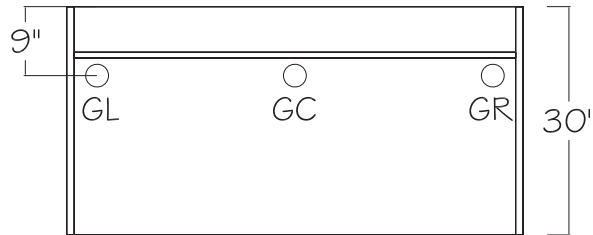
For other grommet locations, please contact Friant customer success.

Grommets are 3" round with cover standard.



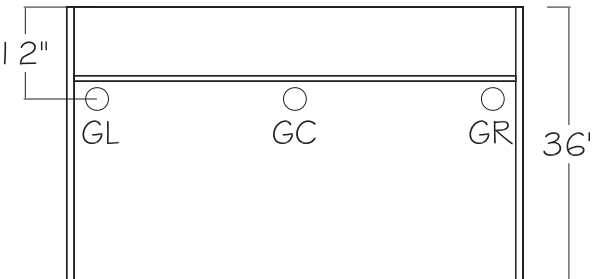
### 20"D and 24"D TOPS

CODE	POSITION
GL	4" from left side - 4" from rear
GC	Centered from side to side - 4" from rear
GR	4" from right side - 4" from rear
G1	Pair of grommets, GL and GR
G5	Three grommets, GL-GC-GR



### 30"D TOPS

CODE	POSITION
GL	4" from left side - 9" from rear
GC	Centered from side to side - 9" from rear
GR	4" from right side - 9" from rear
G1	Pair of grommets, GL and GR
G5	Three grommets, GL-GC-GR



### 36"D TOPS

CODE	POSITION
GL	4" from left side - 12" from rear
GC	Centered from side to side - 12" from rear
GR	4" from right side - 12" from rear
G1	Pair of grommets, GL and GR
G5	Three grommets, GL-GC-GR

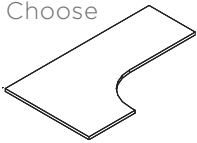
# Grommet Locations

## My-Hite Tabletops

### 1 Select a My-Hite worksurface

My-Hite tops (see page 63) offer optional grommets. Please use the codes shown when specifying location of grommets. An upcharge of \$75 applies per grommet.

Choose



Specify Part #

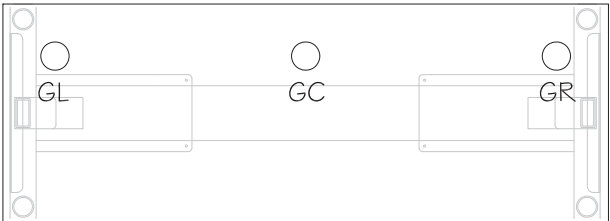
FDECCWS.23345823R

Specify worksurface and edge

M16 Tundra  
E19 Tundra

### 2a Select a grommet location, Rectangular Tops

Specify location by using the designated codes



CODE	POSITION
GL	4" from left side - 4" from rear
GC	Centered from side to side - 4" from rear
GR	4" from right side - 4" from rear
G1	Pair of grommets, GL and GR
G5	Three grommets, GL-GC-GR

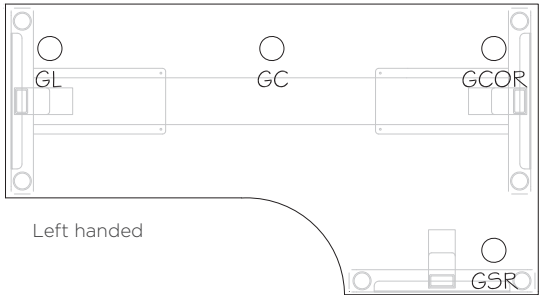
Dimensions are measured from grommet center

For other grommet locations, please call Friant customer success.

Grommets are 3" round with cover standard

### 2b Select a grommet location, Extended Corner Tops

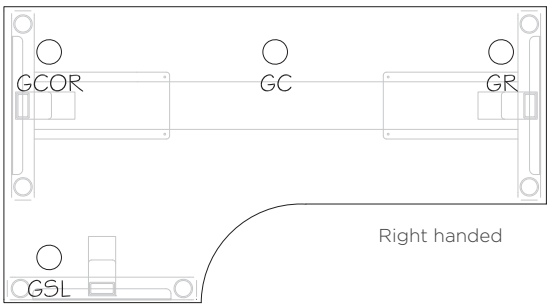
Specify location by using the designated codes



Left handed

#### Extended Corner, Left Handed

CODE	POSITION
GL	4" from left side - 4" from rear
GC	Centered from side to side - 4" from rear
GCOR	Corner, 4" from Rear
GSR	4" from right side - 4" from rear



Right handed

#### Extended Corner, Right Handed

CODE	POSITION
GCOR	Corner, 4" from Rear
GC	Centered from side to side - 4" from rear
GR	4" from right side - 4" from rear
GSL	4" from left side - 4" from rear

Dimensions are measured from grommet center

For other grommet locations, please call Friant customer success.


Grommets are 3" round with cover standard



# Grommet Locations

## 2c Select a grommet location, D-Shaped Tops

Specify location by using the designated codes

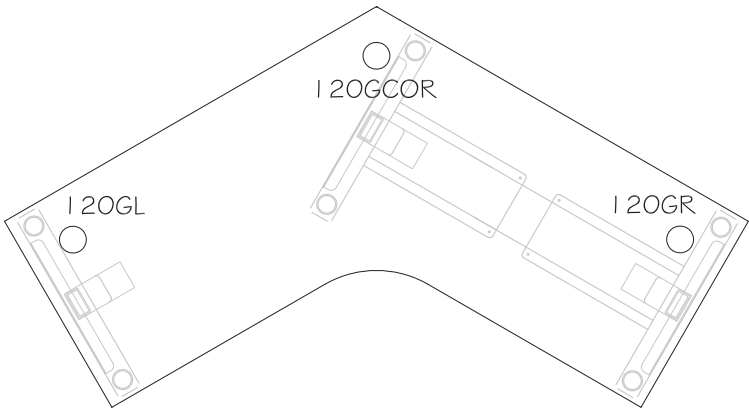


CODE	POSITION
GC	Centered from side to side - 4" from rear

Dimensions are measured from grommet center  
For other grommet locations, please call Friant customer success.  
Grommets are 3" round with cover standard

## 2d Select a grommet location, 120° Tops

Specify location by using the designated codes

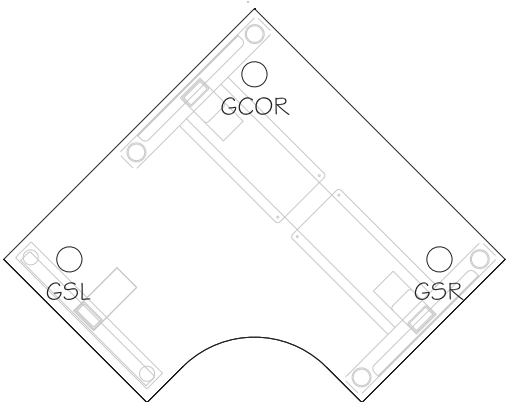


CODE	POSITION
120GL	4" from left side - 4" from rear
120GCOR	Corner - 4" from rear
120GR	4" from right side - 4" from rear

Dimensions are measured from grommet center  
For other grommet locations, please call Friant customer success.  
Grommets are 3" round with cover standard

## 2e Select a grommet location, 90° Equal Corners

Specify location by using the designated codes



CODE	POSITION
GSL	4" from left side - 4" from rear
GCOR	Corner - 4" from rear
GSR	4" from right side - 4" from rear

Dimensions are measured from grommet center  
For other grommet locations, please call Friant customer success.  
Grommets are 3" round with cover standard

# Power Grommet Locations - Notch Cutouts, My-Hite Worksurfaces

FRIANT Power Grommet notch cutouts are required when specifying a Power Grommet on a worksurface supported by a My-Hite C-Leg adjustable height table base. Choose the size of power grommet (5x8 only) and cutout location (left, center or right). Specify Power Grommets on page 20. An upcharge of \$75 applies for cutouts.

NOTE: Notch cutouts only available with 5x8 Power grommets and C-leg bases.

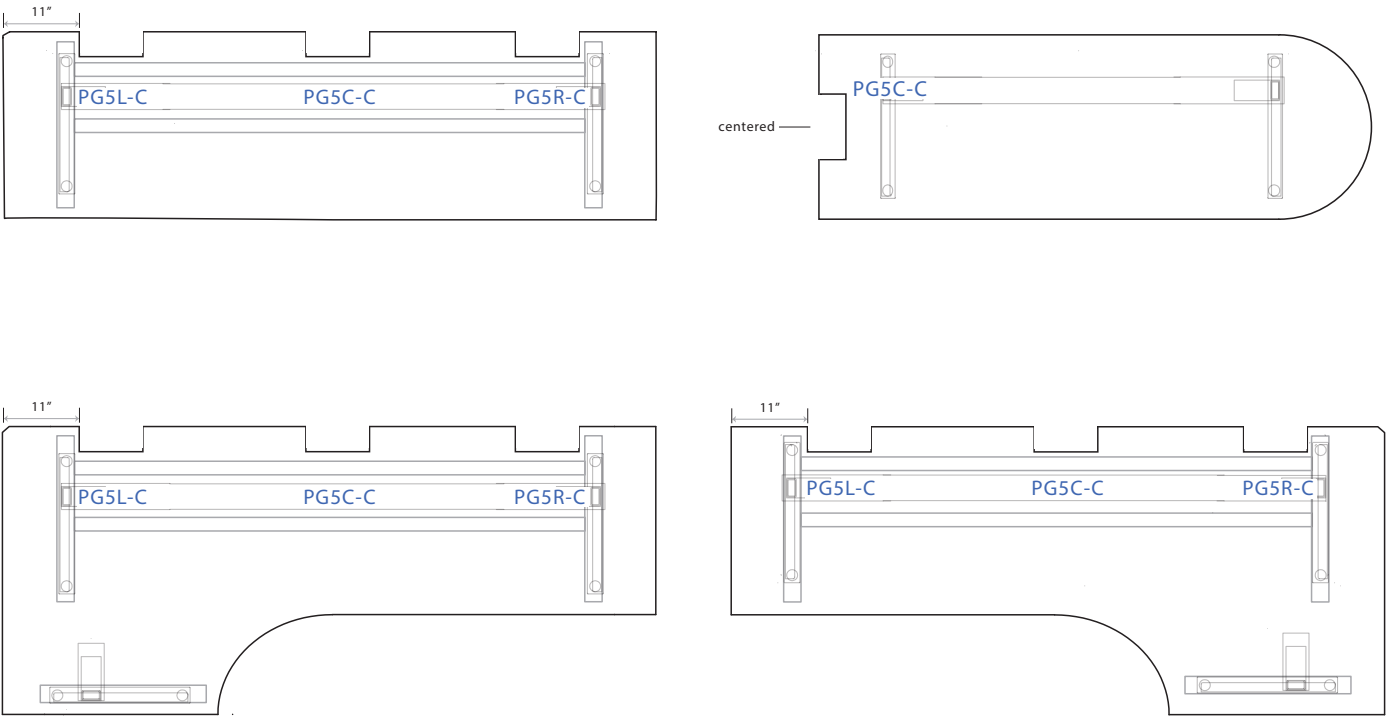
- 1

Select a My-Hite worksurface

My-Hite worksurfaces (starting on page 26)
- 2

Select a power grommet notch cutout location

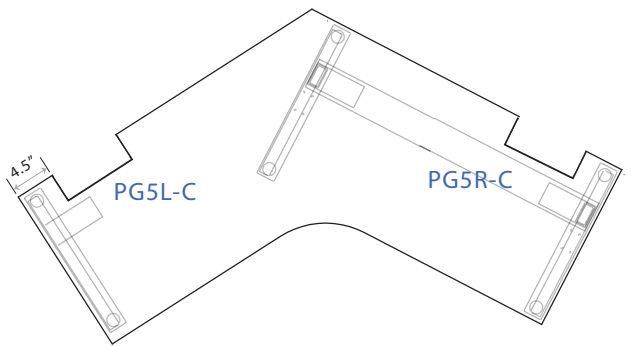
CODE	POSITION
PG5L-C	11" from left side
PG5C-C	Centered
PG5R-C	11" from right side



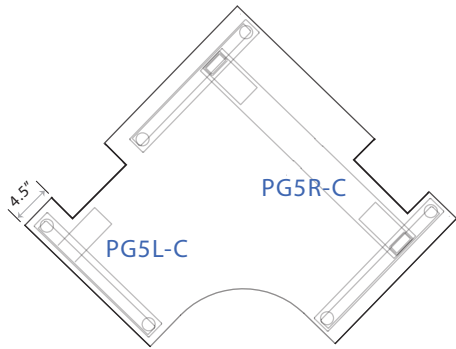
120° and 90° worksurfaces

CODE	POSITION (Specific to 120° and 90°)
PG5L-C	4.5" from left side
PG5R-C	4.5" from right side

Positions for 120° worksurfaces:



Positions for 90° equal corner worksurfaces:



Power Grommet Locations - Interior Cutouts, My-Hite Worksurfaces

FRIANT Power Grommet interior cutouts are used when specifying a Power Grommet on a worksurface supported by a My-Hite T-Leg adjustable height table base. Choose the size of power grommet (5x8 or 6x8) and cutout location (left, center or right). Specify Power Grommets on page 20. An upcharge of \$75 applies for cutouts.

NOTE: Standard position Interior cutouts are not compatible with C-leg bases.

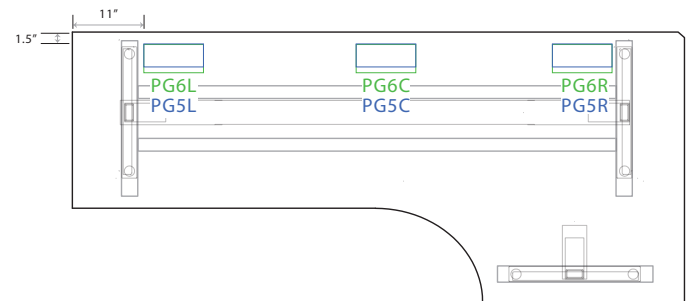
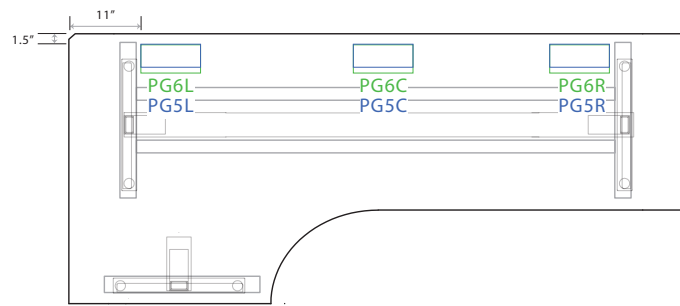

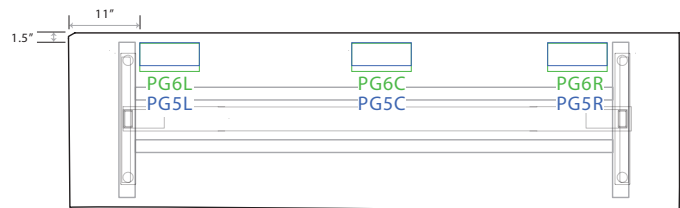
- 1

Select a My-Hite worksurface

My-Hite worksurfaces (starting on page 26)
- 2

Select a power grommet interior cutout location

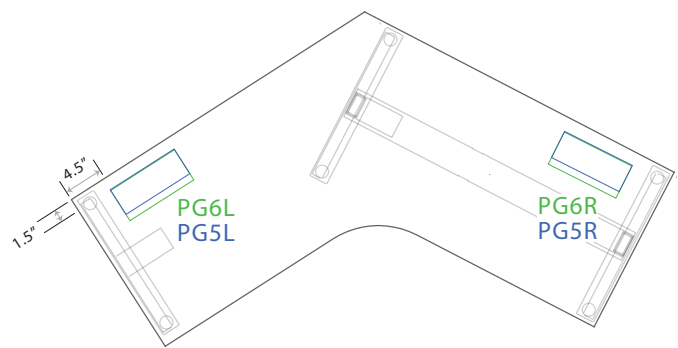
CODE	POSITION
PG6L	11" from left side, 1.5" from back
PG6C	Centered, 1.5" from back
PG6R	11" from right side, 1.5" from back
PG5L	11" from left side, 1.5" from back
PG5C	Centered, 1.5" from back
PG5R	11" from right side, 1.5" from back



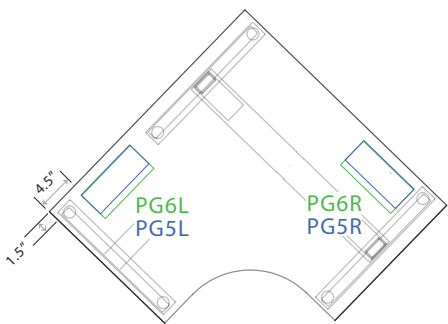
120° and 90° worksurfaces

CODE	POSITION (Specific to 120° and 90°)
PG6L	4.5" from left side, 1.5" from back
PG6R	4.5" from right side, 1.5" from back
PG5L	4.5" from left side, 1.5" from back
PG5R	4.5" from right side, 1.5" from back

Positions for 120° worksurfaces:



Positions for 90° equal corner worksurfaces:

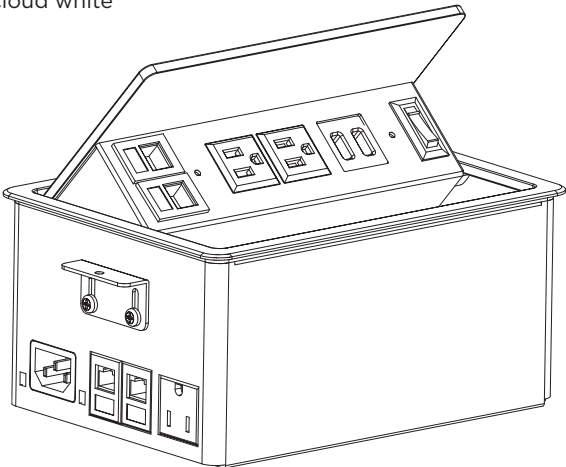





# Power Grommet

FRIANT power grommets are available to meet different worksurface power and data needs. Choose the color of the power grommet (brushed aluminum, brushed charcoal, or cloud white). Specify power grommets on page 239.

**3 FINISHES AVAILABLE**  
Brushed aluminum, brushed charcoal and cloud white



**INCLUDES SPRING CORD**  
(Not shown) For connection to power source



## POWER GROMMETS

### 6x8

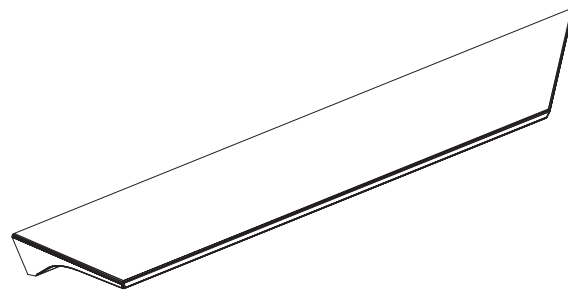
- (2) CAT6 Data Ports
- (4) Power Outlets
- (2) USB Ports

### 5x8

- (2) CAT6 Data Ports
- (3) Power Outlets
- (2) USB Ports

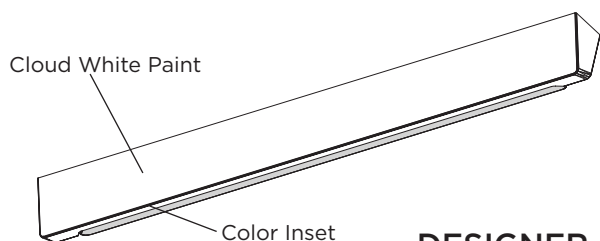
## Pull Options, Dash Storage

You have multiple pull options. Please specify type when ordering. If you have any questions, please contact Friant Customer Success or your local sales rep.



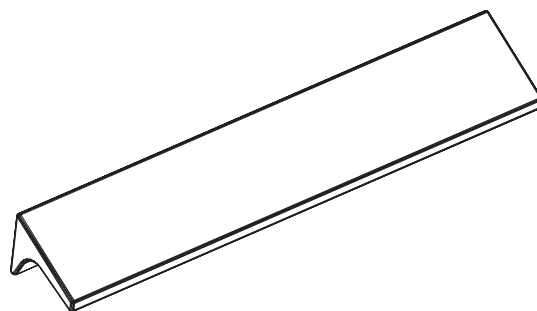
### WEDGE PULL

Brushed Aluminum (default pull)  
Black Umber



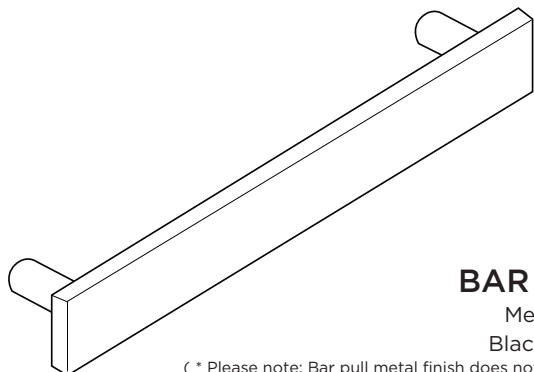
### DESIGNER PULL

Cloud White/Red,  
Cloud White/Green,  
Cloud White/Grey



### SLANT PULL

Brushed Aluminum  
Black Umber



### BAR PULL

Metal finish  
Black Umber

(\* Please note: Bar pull metal finish does not match the finish of the pull on the DASH wall mounted overheads.)

## Supporting and Mobile Pedestals

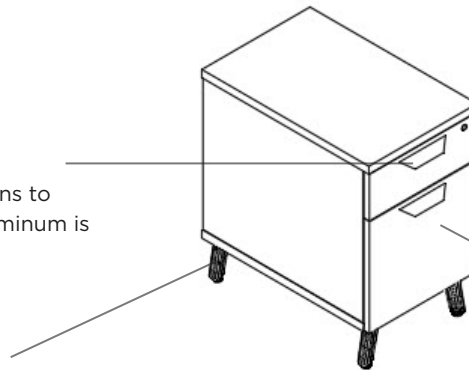
FRIANT pedestals are laminate (pg 164 onwards) and available in a variety of options to meet different storage needs. Choose the color (casing, top, and front) and pull that you prefer.

### PULLS

FRIANT offers 3 different pull options to choose from. (Wedge, Brushed Aluminum is default pull)

### FOOT OPTIONS

Available with Taper or Inset feet or with base.



### LOCKING

Keyed alike option is available.

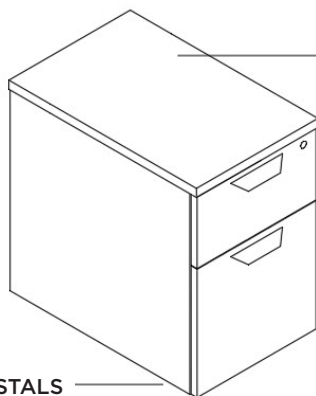
### FRONT TO BACK FILE BAR

Front to Back file bar is included. Order side to side file bar separately for all pedestals.

### SUPPORTING

Able to support resting tops

## MOBILE PEDESTALS, 24" High



### BOX/FILE MOBILE PEDESTAL

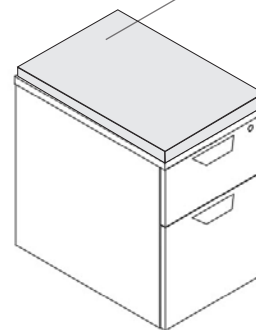
Top of pedestal is finished.

### LOCKING

Keyed alike option is available.

### BOX/FILE PEDESTALS

Ship standard with casters.



### OPTIONAL CUSHION

Mobile pedestals can be topped with a fabric covered cushion.

NOTE: **Passage and Terrain fabric not available on cushion.** COM is an option.

### FRONT TO BACK FILE BAR

Front to Back file bar is included. Order side to side file bar separately for all pedestals.

# Freestanding Towers

FRIANT towers ( pg 180 onwards) are available in a variety of combinations of drawers, shelves and doors. Specify the type of storage, laminate finishes and type of pull.

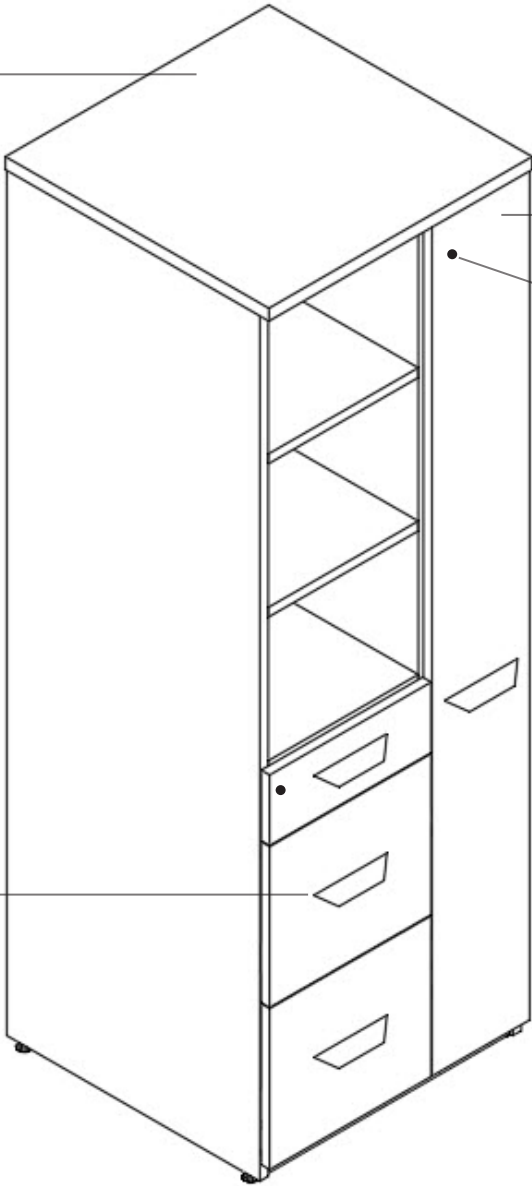
**TOP**  
Finished top cap

**WARDROBE**  
Wardrobe can be ordered on either right hand or left hand side

**LOCKING**  
Keyed alike option is available.  
(2) Lock cores per tower.

**PULLS**  
FRIANT has 3 different pull options to choose from. See pg 21.  
(Wedge is default pull)

**SIDE TO SIDE FILE BAR**  
Side to side file bar is included. Order front to back file bar separately.

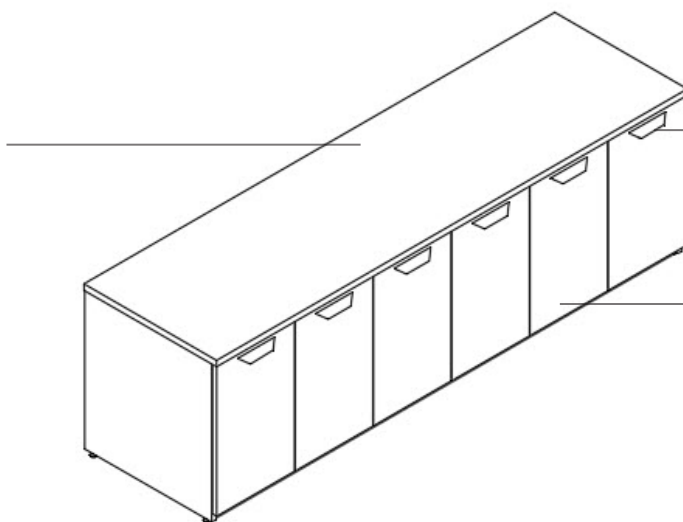


## Supporting Credenza Units

FRIANT credenzas ( pg 76 onwards) are available in a variety of options to meet different storage needs. Specify the type of storage, laminate finishes and type of pull.

### FINISHES

Three parts of the credenza are specified individually: top, front and casing. See page 8 for laminate options.



### PULLS

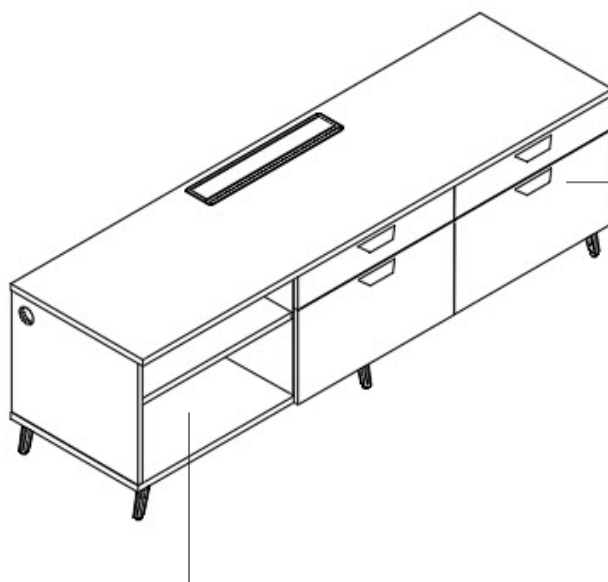
FRIANT has 3 different pull options to choose from (Wedge is default)

### SWING DOOR

in front of adjustable shelf.

### LOCKING

Keyed alike option is available.



### DRAWERS

### OPEN SHELVING


Credenza unit may be ordered with open adjustable shelving.

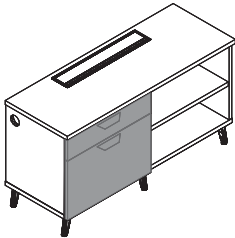


# Credenza and Overhead - Top, Front and Casing Finish Selection

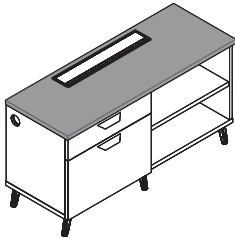
To specify top, front and casing laminate finish see (standard finishes) page 8

## Credenza

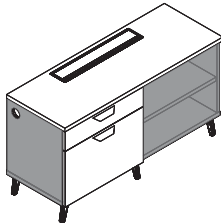
Choose	Specify Part #	Specify Finish for Top, Casing & Front
	product #: FD-LC26-1836-1L-F-*	top: M13 Licorice casing: M13 Licorice front: M13 icorice



Front




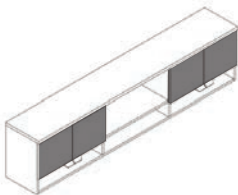
Top



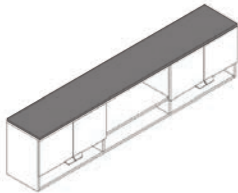
Casing

## Overhead with doors

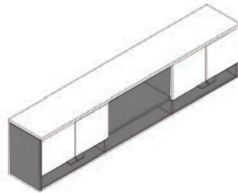
Choose	Specify Part #	Specify Finish for Top, Casing & Front
	product #: FD-OS-2060-J	top: M13 Licorice casing: M13 Licorice front: M13 Licorice



Front




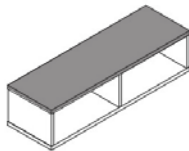
Top



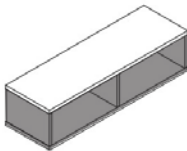
Casing

## Overhead with no doors

Choose	Specify Part #	Specify Finish for Top, Casing & Front
	product #: FD-OS-1236-C	top: M13 Licorice casing: M13 Licorice



Top

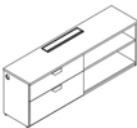


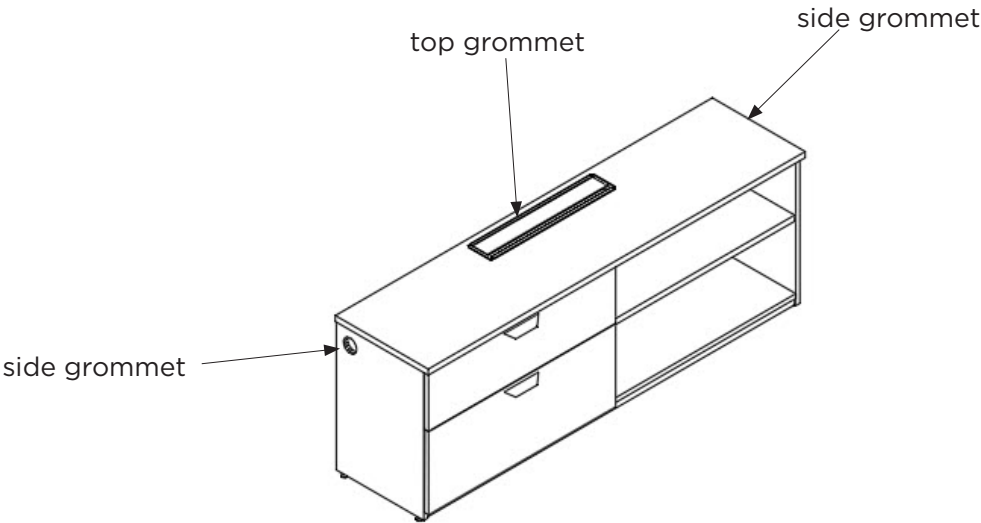
Casing

# Credenza - Grommet Color Selection

Grommets are included in the Credenza depending on the type of the credenza selected. To specify grommet color, see page 8  
Grommet color selection applies to both top & side grommets.  
Specify electrical part by replacing \* with:

- ND - non-powered with no flip up access door
- N - non-powered with flip up access door
- E1 - single circuit power
- E4 - 4-circuit power

Choose	Specify Part #	Specify Grommet Color
	#: FD-LC26-1836-1L-B-*	SV



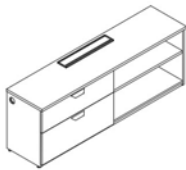
Filing Guide

Detail for all products offering filing per drawer

CREDENZAS - 18" Deep

Letter

Front to back filing



36"-54"



60"-72"



CREDENZAS - 18" Deep

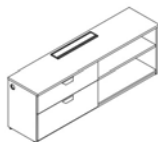
Legal

Front to back filing

36"


42"- 66" & 78"- 84"

72"



36-72" wide

78"-84" wide



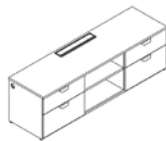
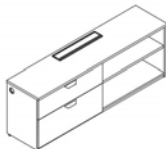
CREDENZAS - 24" Deep

Letter

Front to back filing

36"-54" & 78"

60-72" & 84"



36-72" wide

78 -84" wide


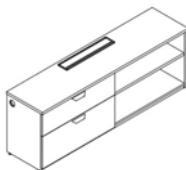


CREDENZAS - 24" Deep

Legal

Side to side filing

All Widths



# Filing Guide

Detail for all products offering filing per drawer

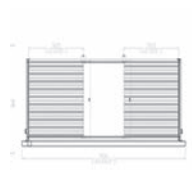
**MOBILE CREDENZAS - 18" Deep,**

**Letter**

Front to back filing



All Widths



**MOBILE CREDENZAS - 18" Deep,**

**Legal**

Front to back filing



All Widths




**LATERAL FILES - 24" Deep,**

**Letter**


Front to back filing



30" - 36"



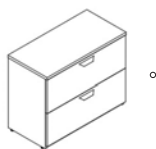
42"




**LATERAL FILES - 24" Deep,**

**Legal**

Side to side filing



All widths



Filing Guide

Detail for all products offering filing per drawer

PEDESTALS - Supporting or Mobile, All Depths

Letter

Front to back filing



Supporting



Mobile

All Widths



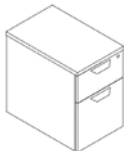
PEDESTALS - Supporting or Mobile, All Depths

Legal

Side to side filing




Supporting



Mobile

All Widths



DASH

Filing Guide

Detail for all products offering filing per drawer

PEDESTAL TOWERS - 24” or 30” Deep  
Letter


Front to back filing



PEDESTAL TOWERS - 24” or 30” Deep  
Legal

Side to side filing

All widths



STORAGE TOWERS - 24” Deep  
Letter


Front to back filing



STORAGE TOWERS - 24” Deep  
Legal

Side to side filing

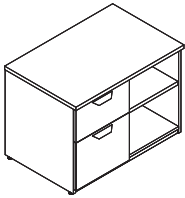
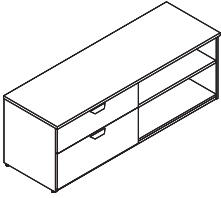
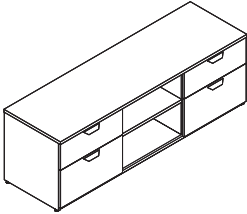
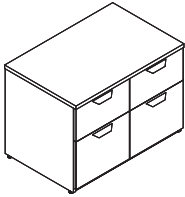
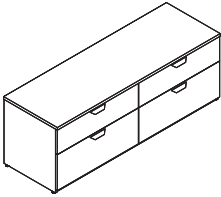
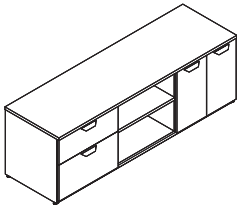
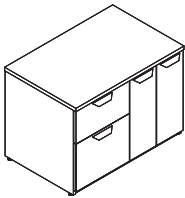
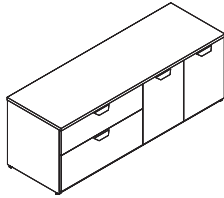
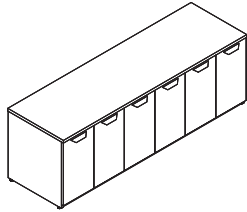
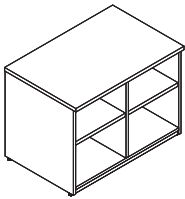
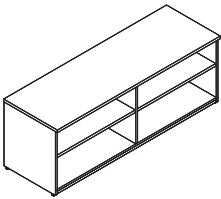
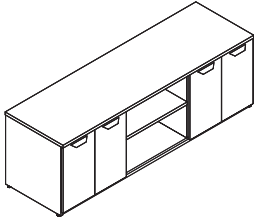
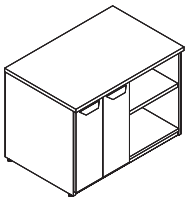
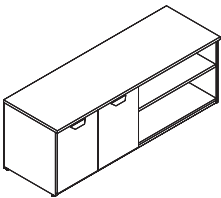
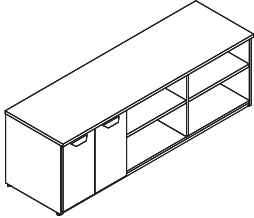
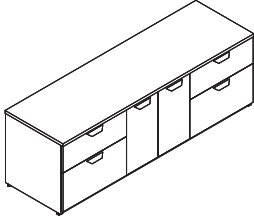
All widths



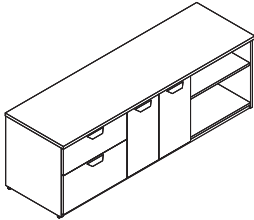
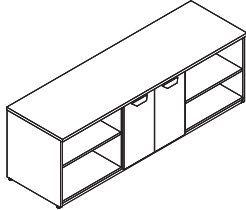
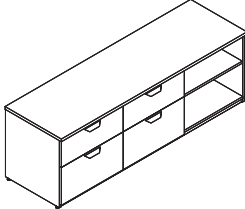
Credenza Elevations

Detail showing width of each type of credenza from smallest to largest.

26" High, Base

	2 Section		3 Section
Width	36"	72"	78" & 84"
Type 1			
	36" wide	72" wide	78" wide
Type 2			
	36" wide	72" wide	78" wide
Type 3			
	36" wide	72" wide	78" wide
Type 4			
	36" wide	72" wide	78" wide
Type 5			
	36" wide	72" wide	78" wide
Type 6	NA		
			78" wide

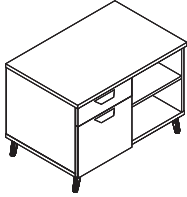
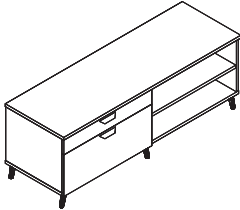
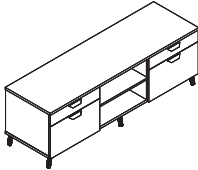

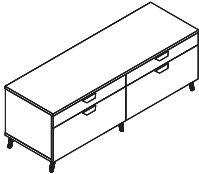
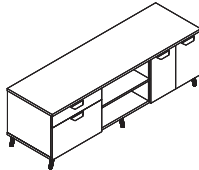

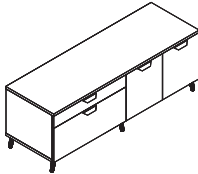
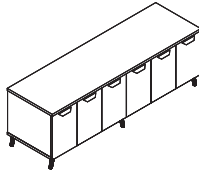
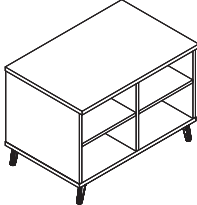
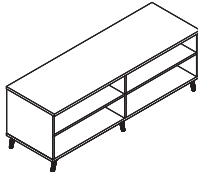
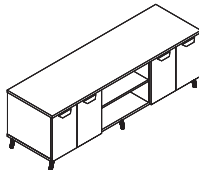
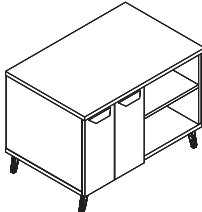
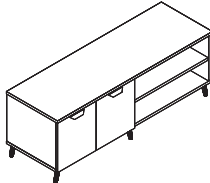
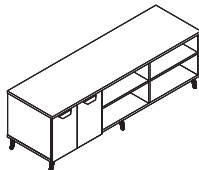
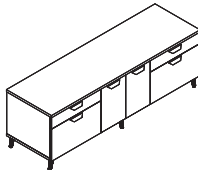
26” High, Base

Width		78” & 84”
Type 7	NA	
		78” wide
Type 8	NA	
		78” wide
Type 9	NA	
		78” wide



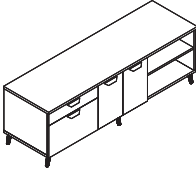
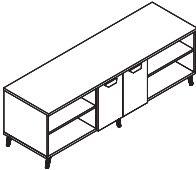
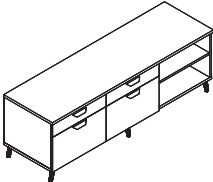
Credenza Elevations

26" High, Feet

	2 Section		3 Section
Width	36"	72"	78" & 84"
Type 1			
	36" wide	72" wide	78" wide
Type 2			
	36" wide	72" wide	78" wide
Type 3			
	36" wide	72" wide	78" wide
Type 4			
	36" wide	72" wide	78" wide
Type 5			
	36" wide	72" wide	78" wide
Type 6	NA		
			78" wide

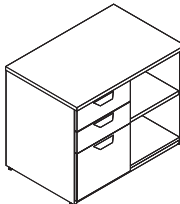
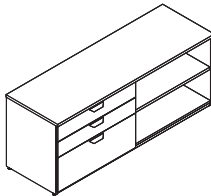
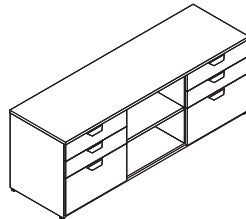
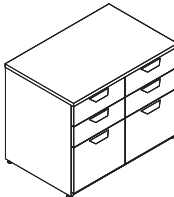
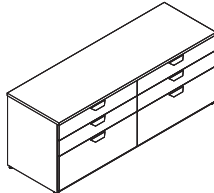
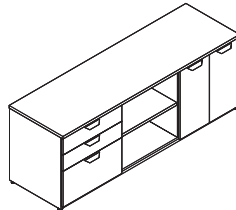
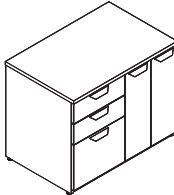
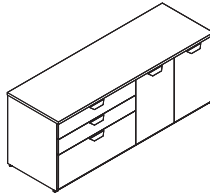
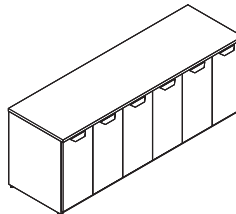
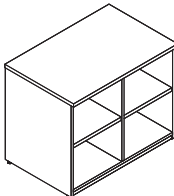
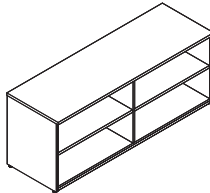
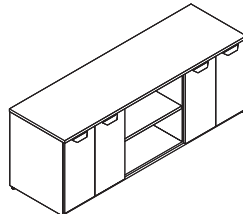
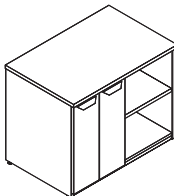
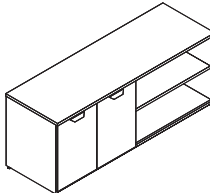
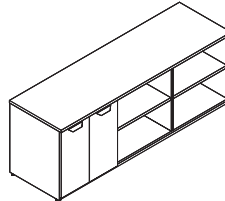
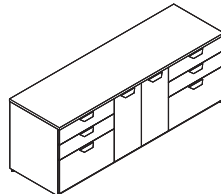
DASH

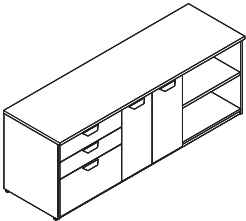
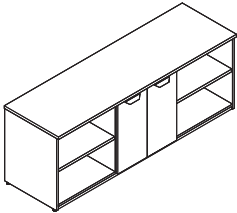
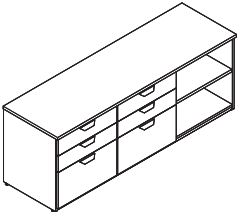
26” High, Feet

Width		78” & 84”
Type 7	NA	
		78” wide
Type 8	NA	
		78” wide
Type 9	NA	
		78” wide

Credenza Elevations

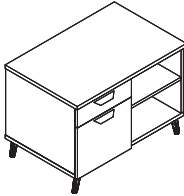
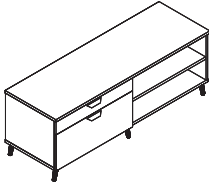
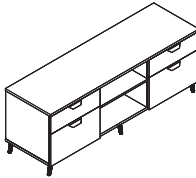

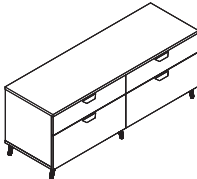
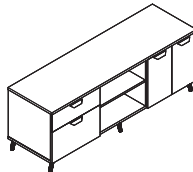

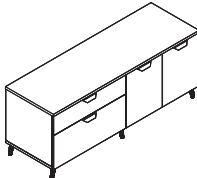
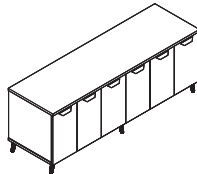
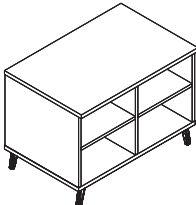
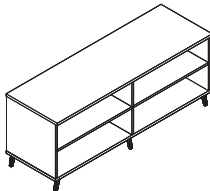
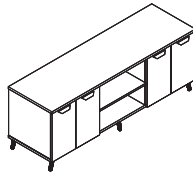
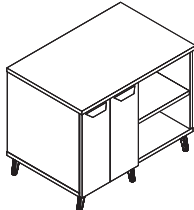
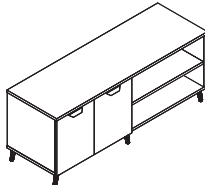
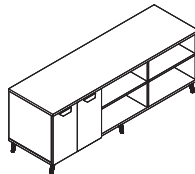
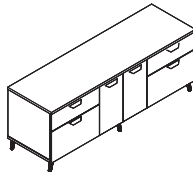
29" High, Base

	2 Section		3 Section
Width	36"	72"	78" & 84"
Type 1			
	36" wide	72" wide	78" wide
Type 2			
	36" wide	72" wide	78" wide
Type 3			
	36" wide	72" wide	78" wide
Type 4			
	36" wide	72" wide	78" wide
Type 5			
	36" wide	72" wide	78" wide
Type 6	NA		
			78" wide

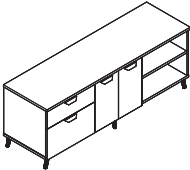
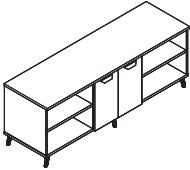
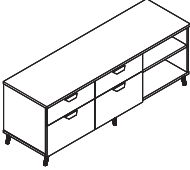
Width		78" & 84"
Type 7	NA	
		78" wide
Type 8	NA	
		78" wide
Type 9	NA	
		78" wide

Credenza Elevations

29" High, Feet

	2 Section		3 Section
Width	36"	72"	78" & 84"
Type 1			
	36" wide	72" wide	78" wide
Type 2			
	36" wide	72" wide	78" wide
Type 3			
	36" wide	72" wide	78" wide
Type 4			
	36" wide	72" wide	78" wide
Type 5			
	36" wide	72" wide	78" wide
Type 6	NA		
			78" wide

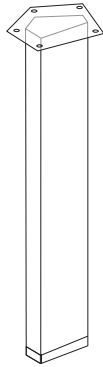
DASH

Width		78" & 84"
Type 7	NA	
		78" wide
Type 8	NA	
		78" wide
Type 9	NA	
		78" wide

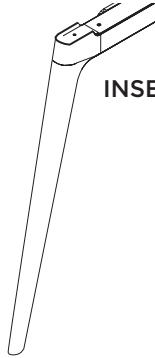
# How to Order Legs in Dash

## 1 Select a leg style

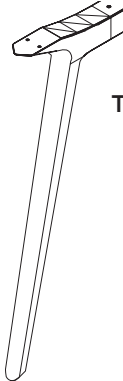
Choose from Post, Inset and Taper.



POST LEG



INSET LEG



TAPER LEG

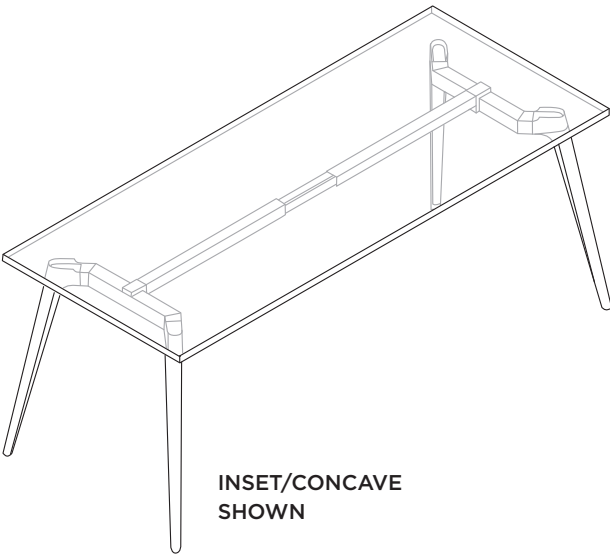
## 2 If you select a Post leg - you're all set!

If you select an Inset or Taper leg, you need to choose a support bar.

The concave and straight bars are available on freestanding tabletops and on resting and return tabletops as well.

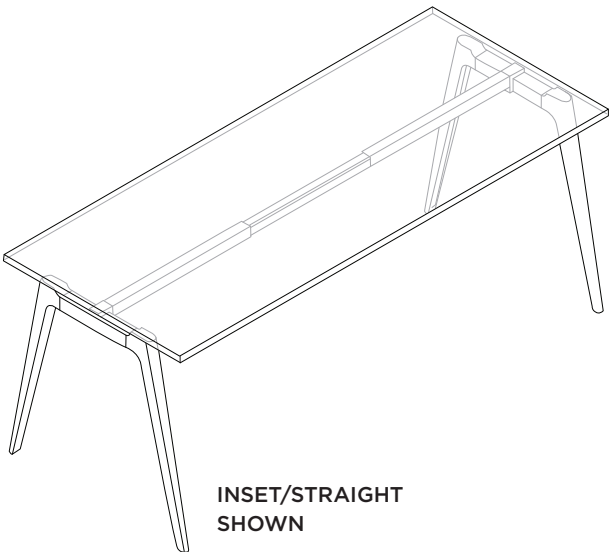
### FREESTANDING TABLETOPS (4 LEGS)

#### CONCAVE BAR



INSET/CONCAVE SHOWN

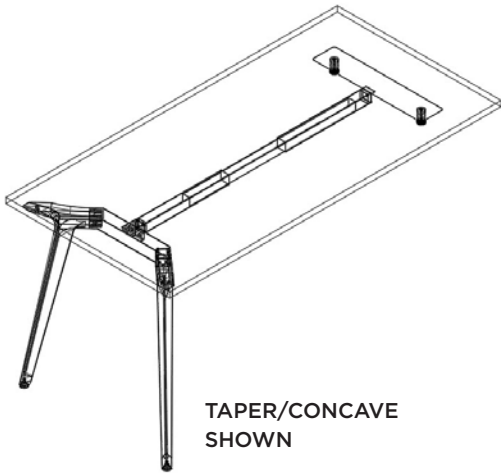
#### STRAIGHT BAR



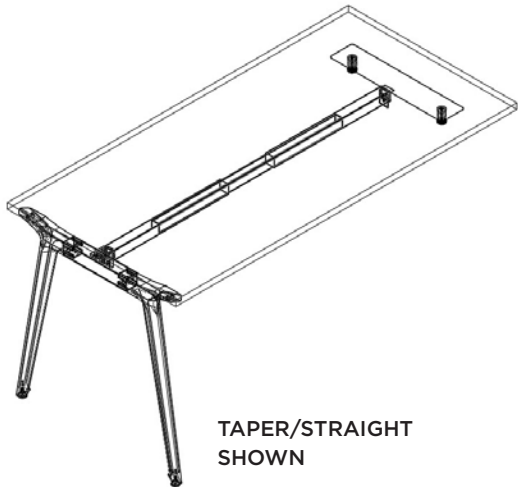
INSET/STRAIGHT SHOWN

RESTING TABLETOPS (2 LEGS)

RESTING CONCAVE BAR

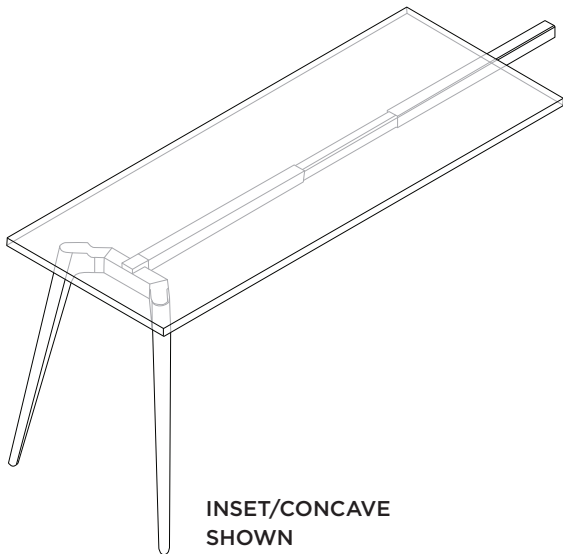


RESTING STRAIGHT BAR

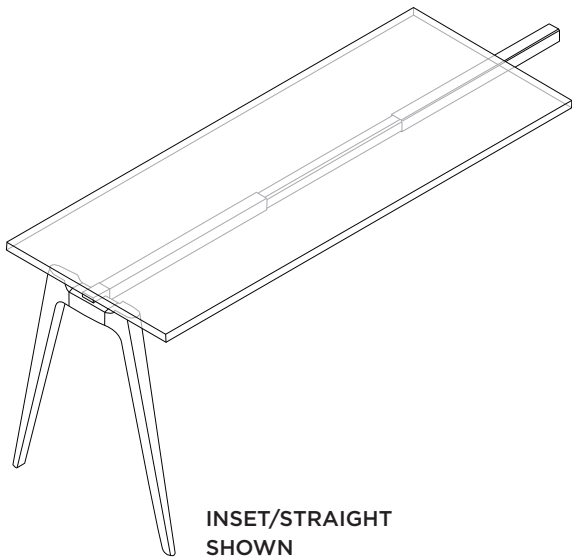


RETURN TABLETOPS (2 LEGS)

RETURN CONCAVE BAR



RETURN STRAIGHT BAR



STORAGE FOOT OPTIONS

- Select a foot style
- Options are Inset or Taper
- Available on all storage with feet, including credenzas, pedestals and towers



Taper foot (CW, BU, SV)



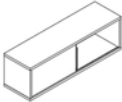
Inset foot (CW, BU, SV)

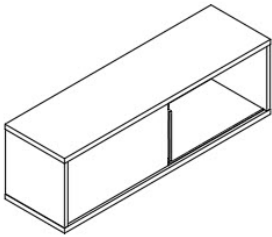


# How to Order Hutches

## 1 Select a hutch



Options include single sided and shared.  
Available in 12" and 15" high.

Choose	Specify Part #	Specify Finish
	FD-OS-6015-E	top: light maple casing: white front: light maple



## 2 Select a hutch support

Available 9" high, 12 " high and 15" high  
Hutch supports are sold in pairs  
Shared hutches can be mounted on Interra Panels using a panel mount kit (page 176)

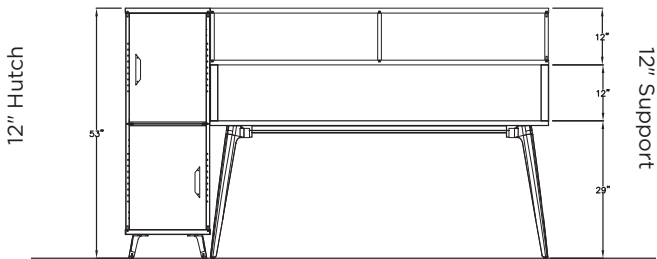
Choose	Specify Part #	Specify Finish
 	FCBS.1412	SV Silver

### 3 How to align hutches with 53" high storage towers

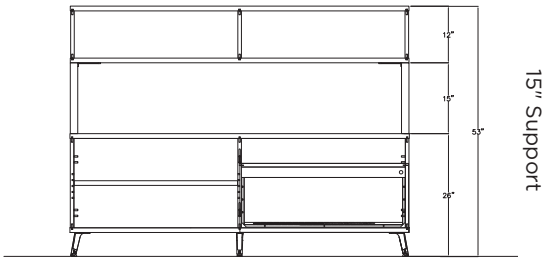
Hutches can be mounted so the top will align with 53" high storage  
See chart below to determine which size hutch support to order

	Mounted on Worksurface	Mounted on Credenza
12" hutch	FCHS.1412	FCHS.1415
15" hutch	FCHS.1409	FCHS.1412

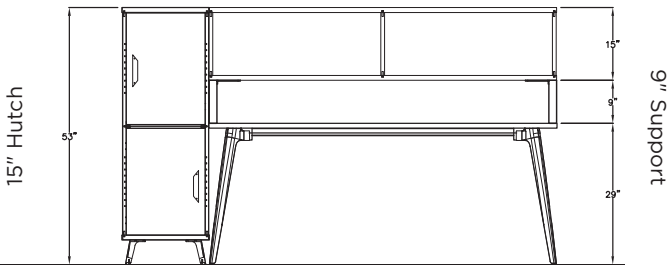
12" hutch on desk



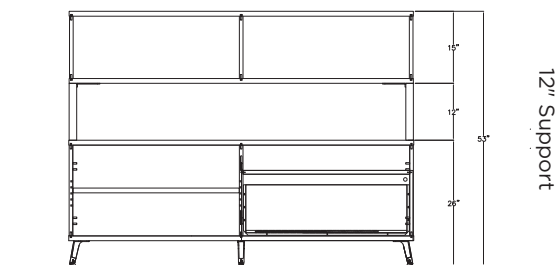
12" hutch on credenza



15" hutch on desk



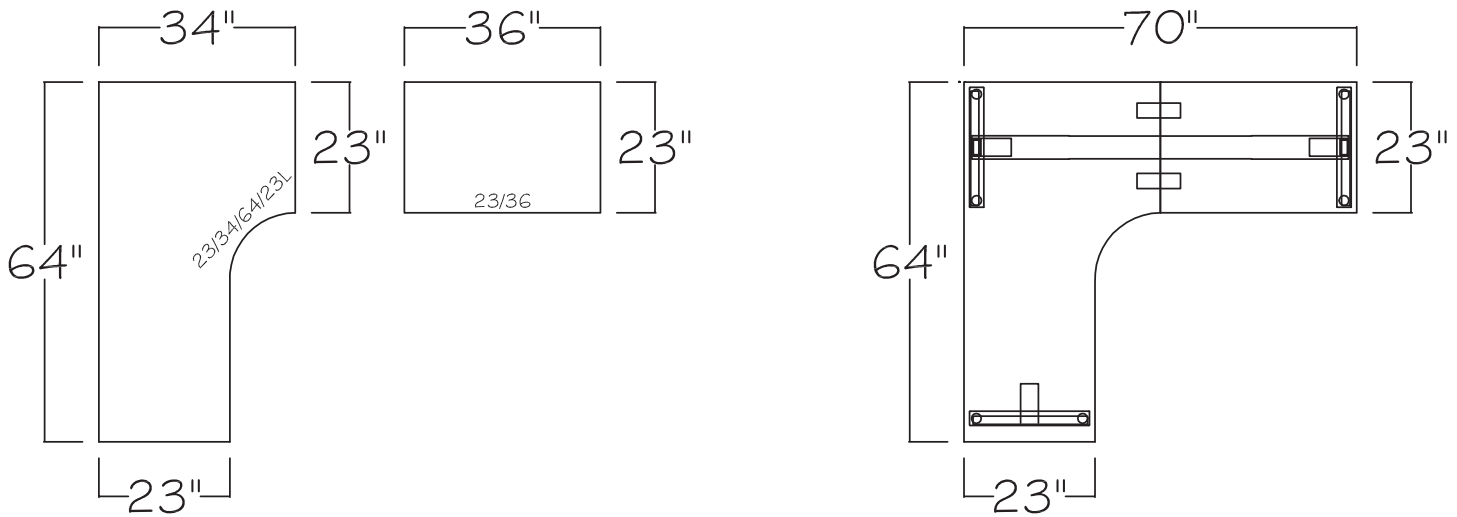
15" hutch on credenza



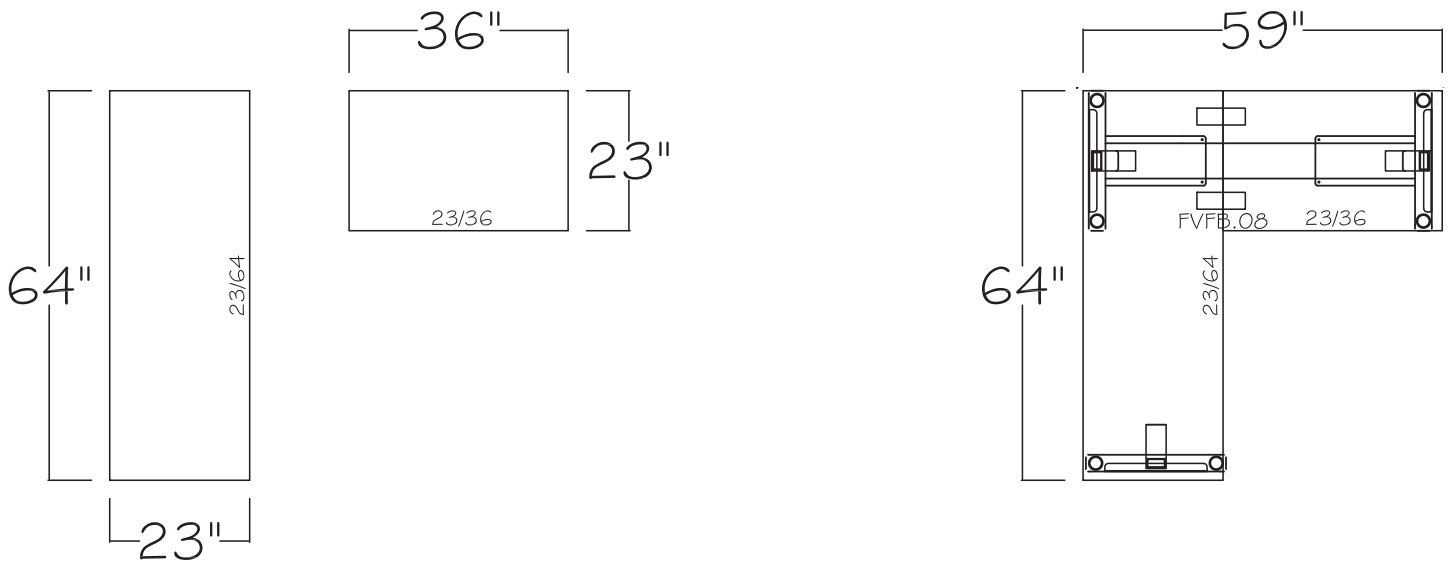
## How To Specify My-Hite 2-Piece Extended Corner or Rectangular Tops

Use a FVFB.08 Flat Bracket pair to attach the two surfaces, making sure the seam is oriented so that it is supported by the continuous part of the My-Hite Corner Base. Maximum width combined: 84x84" (All My-Hite bases) or 72x96" (3 Stage base only). Specify the Rectangular Extension on page 69.

To create an extended corner My-Hite station, specify an Extended Curved Corner with a Rectangular Extension.



To create a two piece rectangular corner top, specify two rectangular tops, or a rectangular top and one rectangular extension.

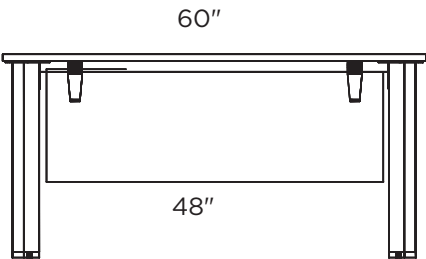


# Modesty Panel Guide

Guide for determining Modesty Panel Size based on Leg Type:

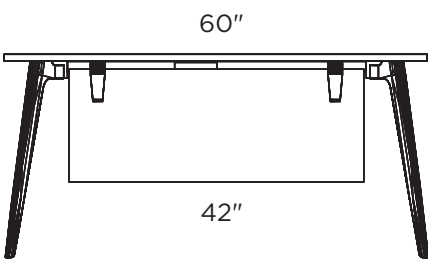
- 12" less for Post Legs
- 18" less for concave support bars (inset and taper)
- 6" less for straight support legs (inset and taper)

POST LEGS



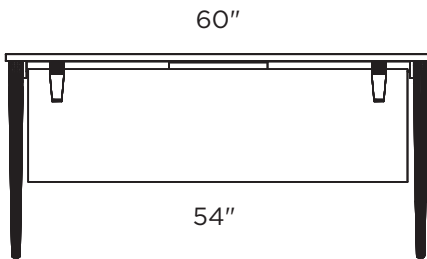
Order modesty panel 12" less than surface width.

CONCAVE BAR  
Inset/Taper legs



Order modesty panel 18" less than surface width.

STRAIGHT BAR  
Inset/Taper legs



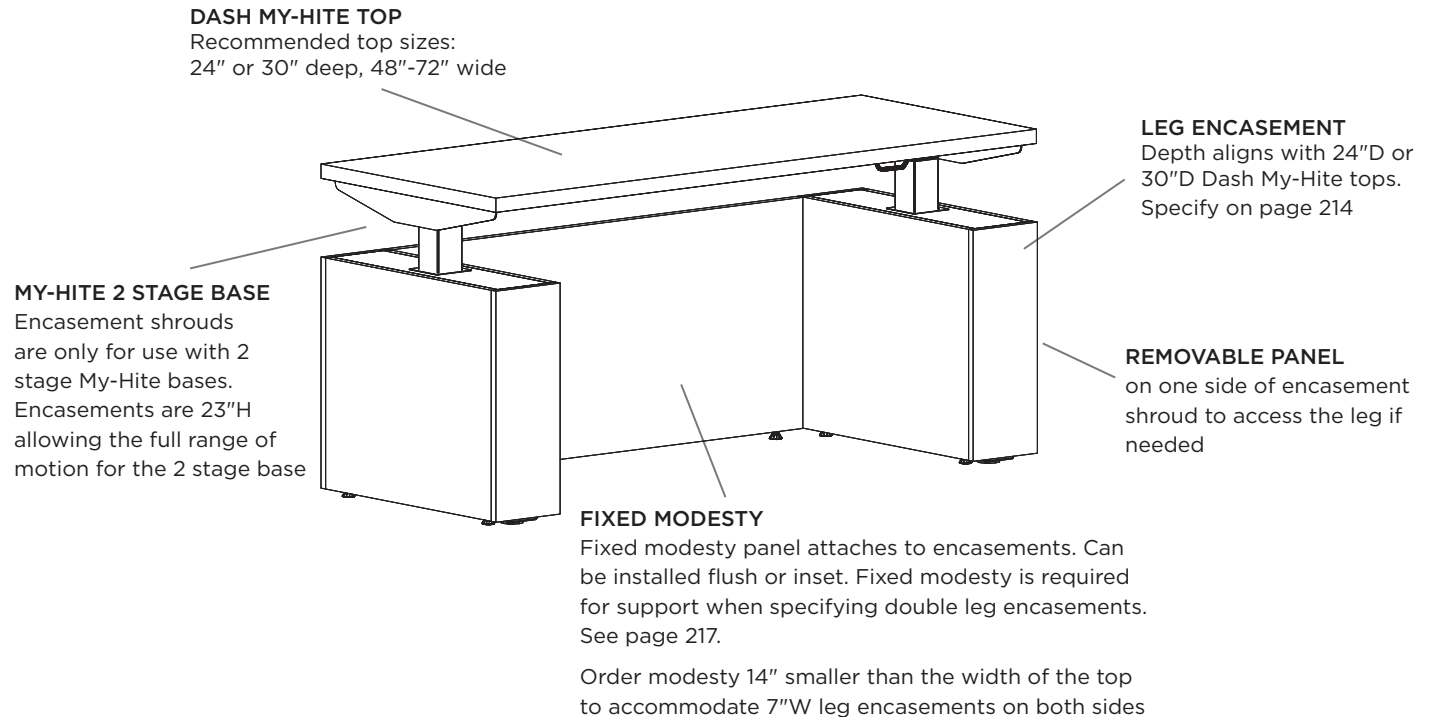
Order modesty panel 6" less than surface width.

**Note:** for Resting Tabletops, the size of the modesty panel will depend on several factors, including the depth and type of supporting storage. We recommend drawing and measuring the specific configuration. Please contact us for assistance with any questions.

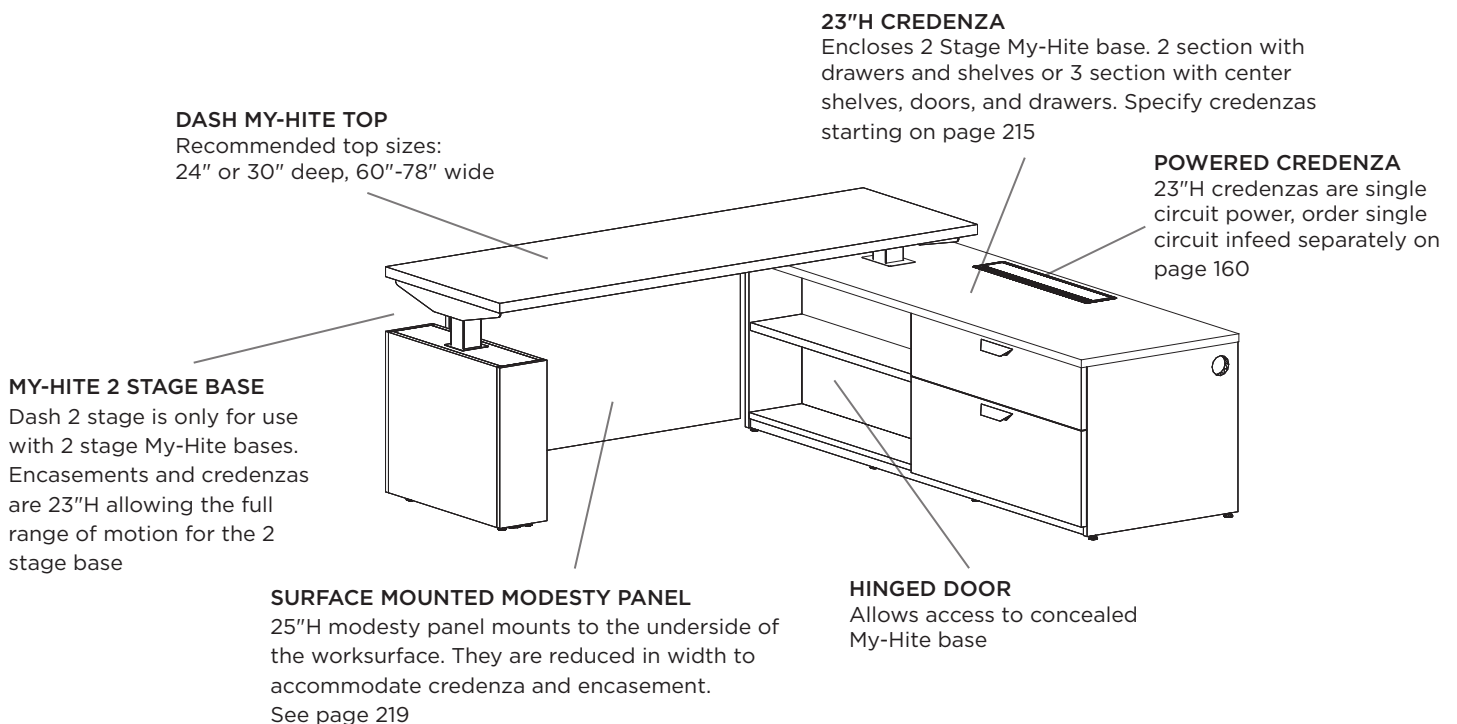
## Dash 2 Stage Recommended Application

Dash leg encasement shrouds and 23" high credenzas conceal My-Hite 2 stage legs and feet. See recommended applications below and specify Dash 2 Stage starting on page 213

### Double Leg Encasement - Straight



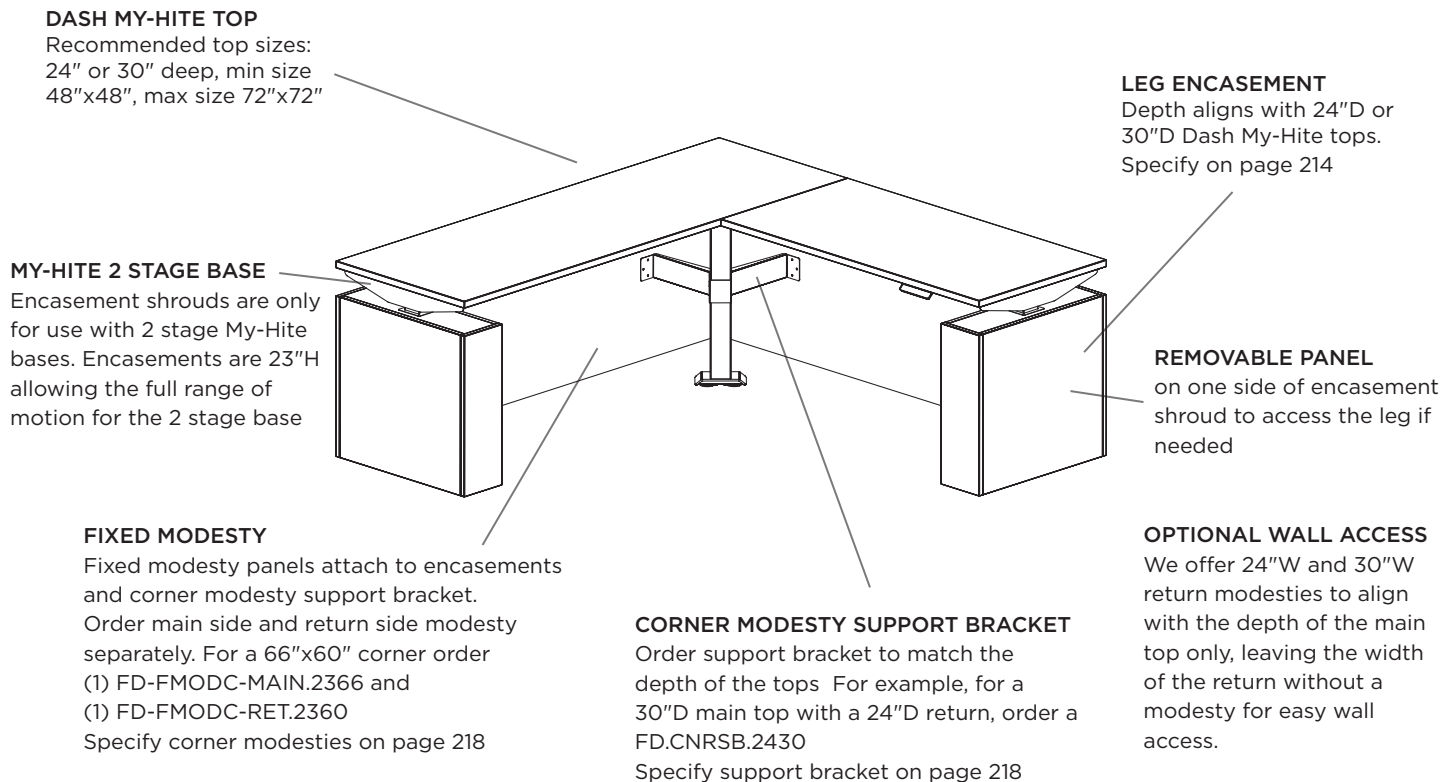
### Leg Encasement and 23"H Credenza



## Dash 2 Stage Recommended Application

For more details on how to specify a corner leg encasement, see spec guide on page 47

### Double Leg Encasement - Corner



## Dash 2 Stage Recommended Application

### How to Specify a Corner Leg Encasement

#### MY-HITE BASE

- Corner leg encasements are only for use with 2 stage corner bases, part number **FCNAHBT-24-2**

#### SURFACES

- Specify full-size Dash My-Hite tops. Recommended top sizes: 24" or 30" deep, min size 48"x48", max size 72"x72".
- Example shown below: (1) **FDRWS.3072** main top and (1) **FDRWS.2436** return top

#### ENCASEMENT

- Specify leg encasement to match depth of the top
- Example shown below: (1) **FD-MH2-LE-30** on the 30"D main top and (1) **FD-MH2-LE-24** on the 24"D return top

#### MAIN MODESTY

- Order Main Modesty size to align with the width of the main top.
- Example shown below: (1) **FD-FMODC-MAIN.2372** main modesty to align with the 72"W main top

#### RETURN MODESTY

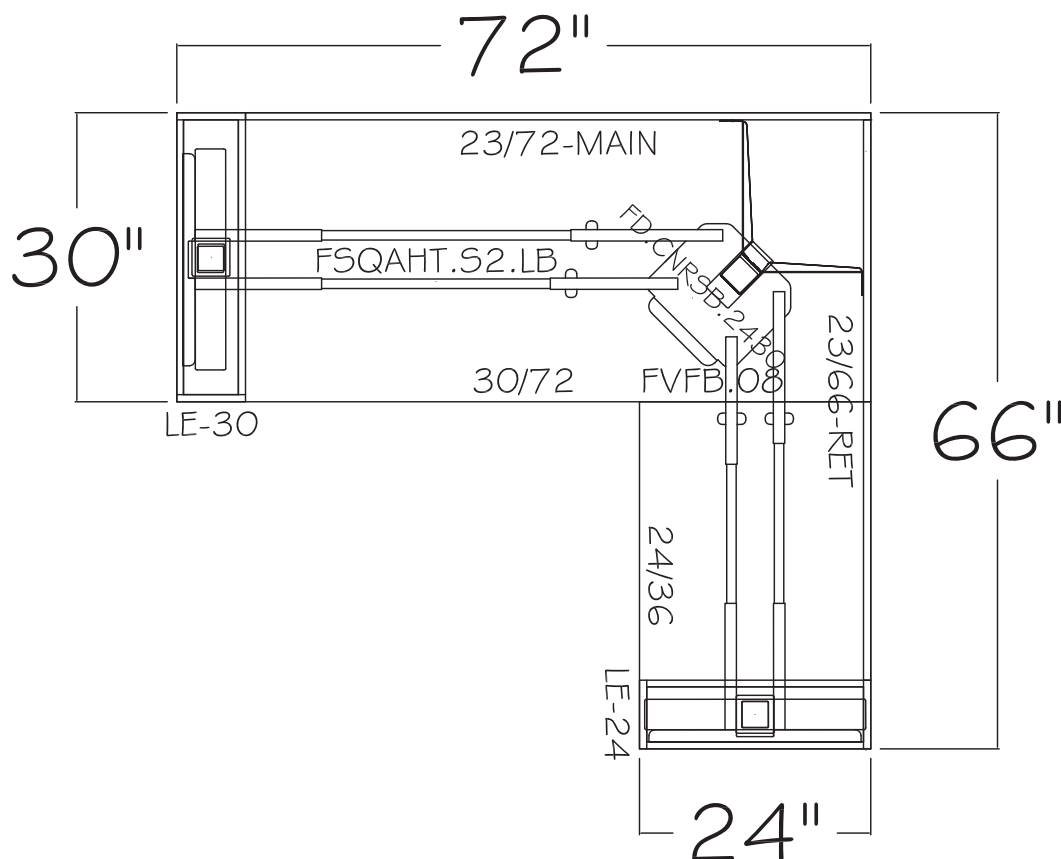
- Order Return Modesty size to align with the overall footprint of the return side, the width of the return plus the depth of the main top
- We offer 24"W and 30"W return modesties to align with the depth of the main top only, leaving the width of the return without a modesty for easy wall access.
- Example shown below: (1) **FD-FMODC-RET.2366** return modesty, to align with the 66" overall return footprint from the 36"W return plus the 30"D main top

#### CORNER MODESTY SUPPORT BRACKET

- Order modesty support bracket to match the depth of the tops
  - Use **FD.CNRSB.2424** for 24"D main and 24"D return
  - Use **FD.CNRSB.2430** for 30"D main and 24"D return. Bracket is non-handed
  - Use **FD.CNRSB.3030** for 30"D main and 30"D return
- Example shown below: (1) **FD.CNRSB.2430** bracket to align with 30"D main and 24"D return

#### ADDITIONAL BRACKETS

- (1) **FVFB.08** flat bracket pair is needed to tie the tops together
- When using a 72"W modesty (main or return) an extended support bar is needed for the My-Hite base, order (1) **FSQAHT.S2.LB** per 72"W modesty panel.
- In the example shown below: (1) **FSQAHT.S2.LB** is needed on the 72"W main modesty.

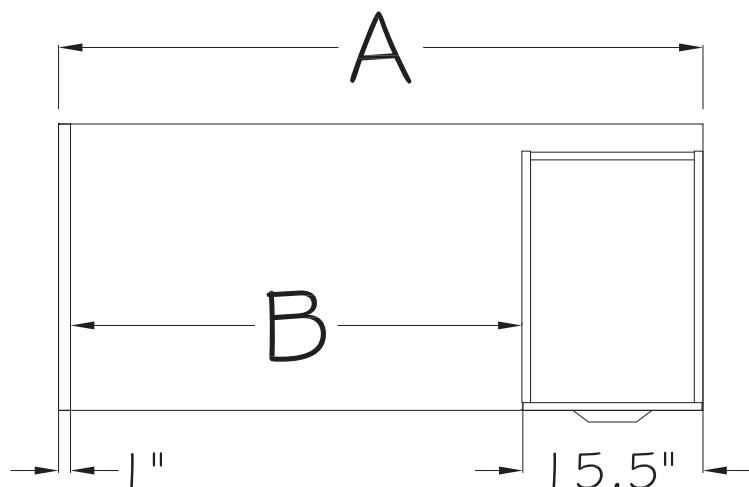


## Dash Casegoods End Panel Guide

Dash casegoods end panels are laminate supports that attach to a worksurface. See below guidelines for ensuring tops are properly supported. Specify Dash Casegoods end panels starting on page 227

### 1 We recommend no more that 48" of unsupported worksurface

When measuring the length of unsupported worksurface, measure from interior of supports

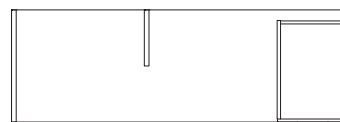


In this example, **A** is the full length of the worksurface, **B** is the unsupported length.

If  $A = 60"$ , to get **B**, we would subtract the thickness of the end panel ( $1"$ ) and the supporting ped ( $15.5"$ ), so  $B = 43.5"$

In order for this layout to be properly supported, **B** must be less than  $48"$ .

If **B** is over  $48"$ , additional center support would be needed, such as a half leg:




**Note:** anti-sag bars can provide additional support for layouts that are slightly over the recommended length. We would be happy to discuss on a case-by-case basis, please contact [design@friant.com](mailto:design@friant.com).


### 2 Lateral stability

We do not recommend freestanding applications supported by only end panels and/or half end panels. Additional lateral support would be needed, examples of additional support would include:

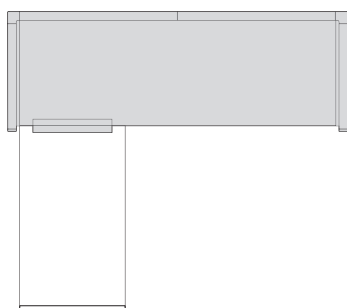
Dash corner end panel



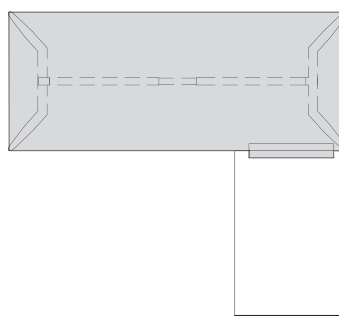
Supporting pedestal



Attach to panel-mounted worksurface



Attach to Dash table or desk shell



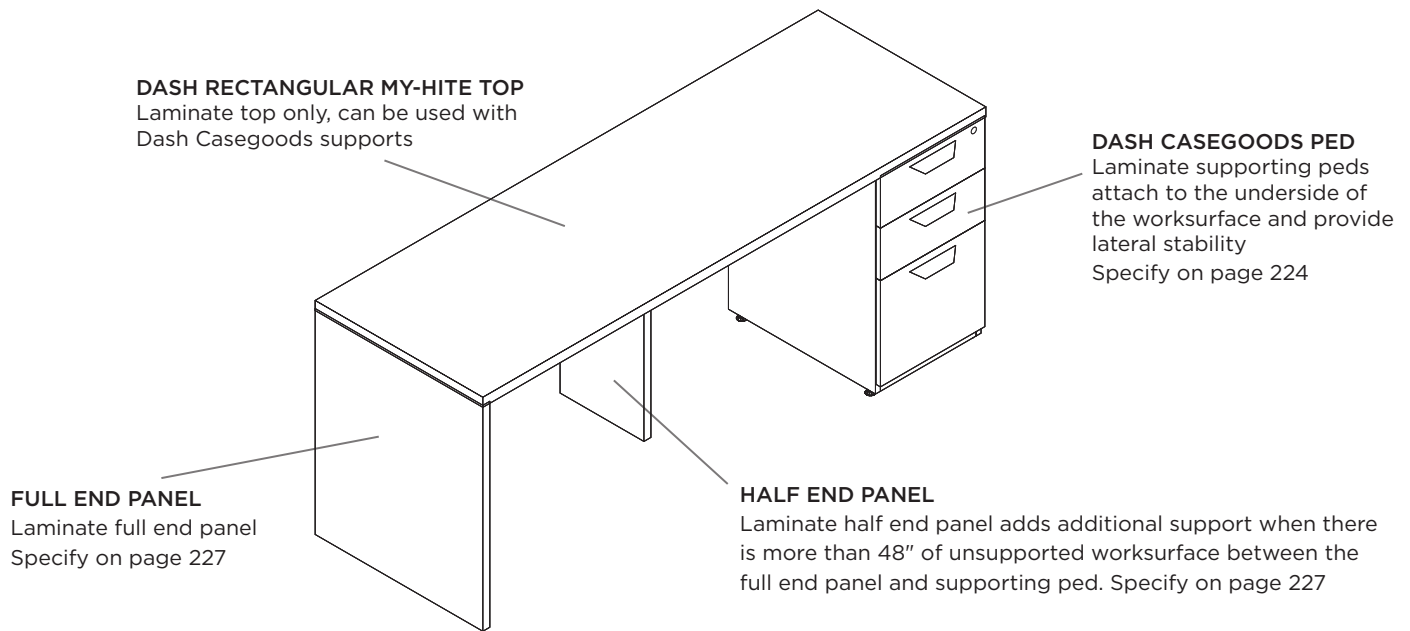


## Dash Casegoods End Panel Guide

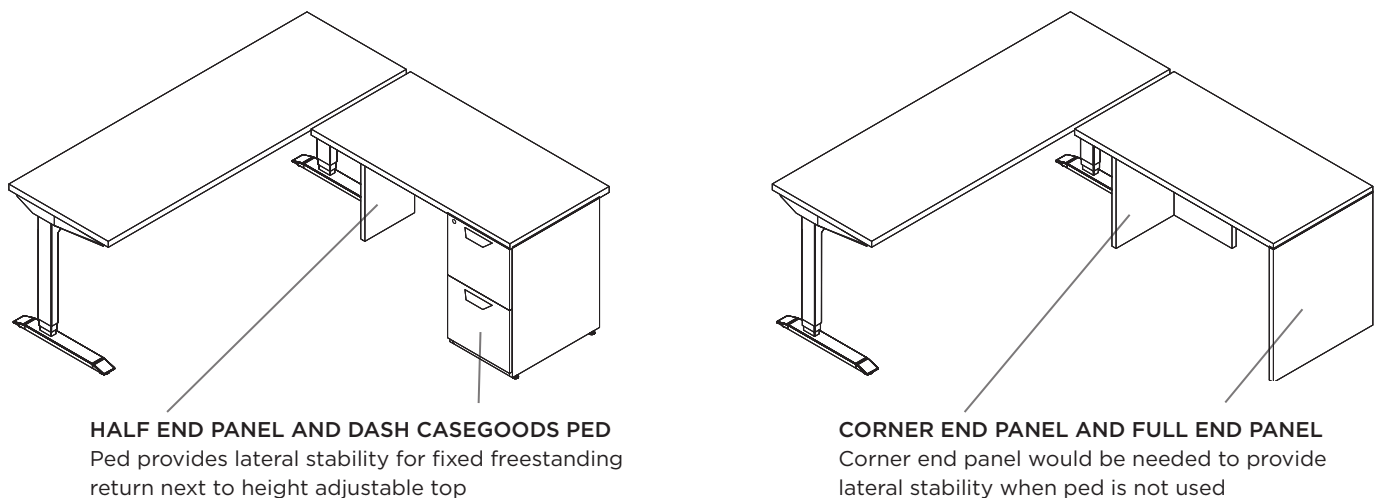
### 3 Recommended Applications

See below for examples of recommended applications for Dash Casegoods end panel supports. End panels include hardware for various applications, see installation guide for more information. Specify Dash Casegoods end panels starting on page 227

#### Freestanding Application Example



#### Application Examples with My-Hite

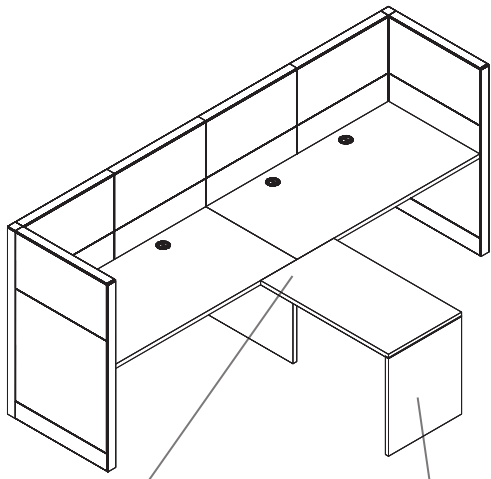


## Dash Casegoods End Panel Guide

### 3 Recommended Applications Continued

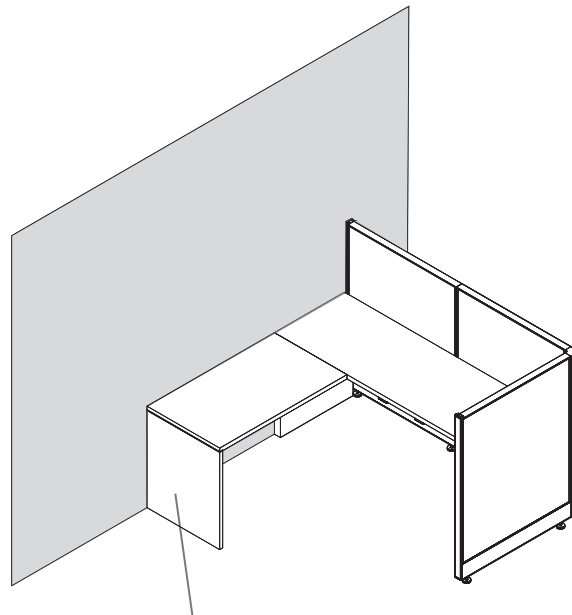
See below for examples of recommended applications for Dash Casegoods end panel supports. End panels include hardware for various applications, see installation guide for more information. Specify Dash Casegoods end panels starting on page 227

#### Combine with Panel-Mounted Surfaces



**SHARED PENINSULA TOP**  
Attaches to panel-mounted surfaces with 18" flat bracket

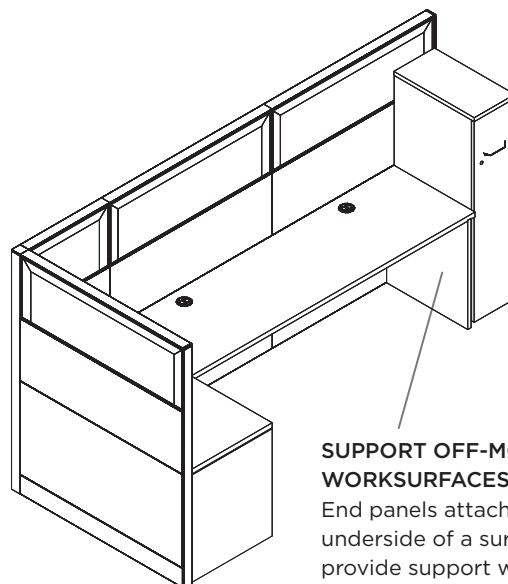
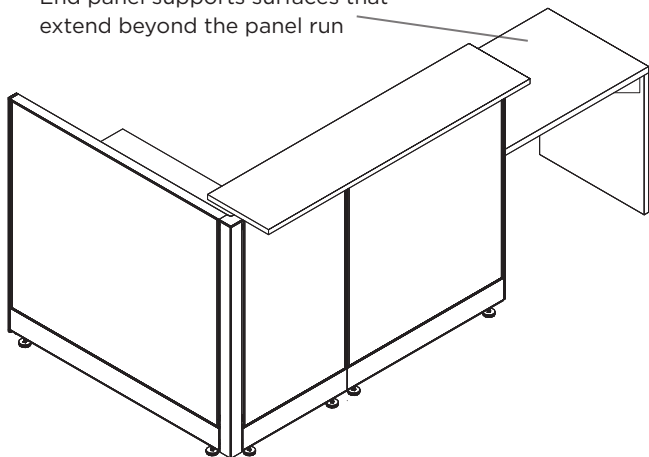
**FULL END PANEL**  
provides freestanding support



**UP AGAINST A WALL**  
End panel provides freestanding support without wall strips or panels. Allows for wall access.

#### RECEPTION STATION

End panel supports surfaces that extend beyond the panel run



**SUPPORT OFF-MODULAR WORKSURFACES**  
End panels attach to the underside of a surface to provide support when off-modular with panels

# TABLETOPS

## Resting Tabletops



Concave / Inset

### DESCRIPTION

Resting tabletop has legs on one side, while the other side rests on a supporting credenza or pedestal. Includes support structure.

### SPECIFICATION OPTIONS

**product #:** See charts below  
**top:** See page 8  
**support selection:** Post Leg, Inset/Straight, Inset/Concave, Taper/Straight, or Taper/Concave  
**support finish:** CW, BU, SV  
**grommet location:** See page 12  
**grommet color:** CW, BU, SV

### ORDER EXAMPLE

**product #:** FD-DA26-3054-L  
**top :** M11 Light Walnut  
**support selection:** Taper/Concave Leg  
**support finish:** CW Cloud White  
**grommet location:** GDR  
**grommet color:** Cloud White

### Options/Notes

#### Standard Includes

- Specify part # ending in -L or -R for the side with legs.
- For full description of support leg options, see page
- Table Height includes the laminate height.

## 24" DEEP

PART #	TABLE HEIGHT	LAMINATE HEIGHT	WIDTH	DEPTH	POST LEG	BASE PRICE FOOT STYLE/SUPPORT BAR SELECTION			
						INSET/ CONCAVE	INSET/ STRAIGHT	TAPER/ CONCAVE	TAPER/ STRAIGHT
FD-DA26-2454-L	29"	1"	54"	24"	\$1,807	+\$57	+\$42	+\$191	+\$177
FD-DA26-2454-R	29"	1"	54"	24"	\$1,807	+\$57	+\$42	+\$191	+\$177
FD-DA26-2460-L	29"	1"	60"	24"	\$1,875	+\$57	+\$50	+\$193	+\$185
FD-DA26-2460-R	29"	1"	60"	24"	\$1,875	+\$57	+\$50	+\$193	+\$185
FD-DA26-2466-L	29"	1"	66"	24"	\$1,951	+\$64	+\$48	+\$201	+\$184
FD-DA26-2466-R	29"	1"	66"	24"	\$1,951	+\$64	+\$48	+\$201	+\$184
FD-DA26-2472-L	29"	1"	72"	24"	\$2,019	+\$70	+\$55	+\$208	+\$189
FD-DA26-2472-R	29"	1"	72"	24"	\$2,019	+\$70	+\$55	+\$208	+\$189

**30" DEEP**

PART #	TABLE HEIGHT	LAMINATE HEIGHT	WIDTH	DEPTH	POST LEG	BASE PRICE FOOT STYLE/SUPPORT BAR SELECTION			
						INSET/ CONCAVE	INSET/ STRAIGHT	TAPER/ CONCAVE	TAPER/ STRAIGHT
FD-DA26-3054-L	29"	1"	54"	30"	\$2,004	+\$38	+\$24	+\$182	+\$165
FD-DA26-3054-R	29"	1"	54"	30"	\$2,004	+\$38	+\$24	+\$182	+\$165
FD-DA26-3060-L	29"	1"	60"	30"	\$2,080	+\$32	+\$38	+\$175	+\$183
FD-DA26-3060-R	29"	1"	60"	30"	\$2,080	+\$32	+\$38	+\$175	+\$183
FD-DA26-3066-L	29"	1"	66"	30"	\$2,165	+\$46	+\$28	+\$189	+\$172
FD-DA26-3066-R	29"	1"	66"	30"	\$2,165	+\$46	+\$28	+\$189	+\$172
FD-DA26-3072-L	29"	1"	72"	30"	\$2,238	+\$38	+\$28	+\$183	+\$172
FD-DA26-3072-R	29"	1"	72"	30"	\$2,238	+\$38	+\$28	+\$183	+\$172
FD-DA26-3078-L	29"	1"	78"	30"	\$2,462	+\$33	+\$11	+\$159	+\$138
FD-DA26-3078-R	29"	1"	78"	30"	\$2,462	+\$33	+\$11	+\$159	+\$138

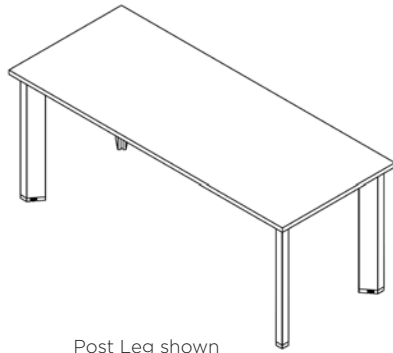
**36" DEEP**

PART #	TABLE HEIGHT	LAMINATE HEIGHT	WIDTH	DEPTH	POST LEG	BASE PRICE FOOT STYLE/SUPPORT BAR SELECTION			
						INSET/ CONCAVE	INSET/ STRAIGHT	TAPER/ CONCAVE	TAPER/ STRAIGHT
FD-DA26-3672-L	29"	1"	72"	36"	\$2,371	+\$343	+\$316	+\$486	+\$460
FD-DA26-3672-R	29"	1"	72"	36"	\$2,371	+\$343	+\$316	+\$486	+\$460
FD-DA26-3678-L	29"	1"	78"	36"	\$2,491	+\$311	+\$285	+\$454	+\$428
FD-DA26-3678-R	29"	1"	78"	36"	\$2,491	+\$311	+\$285	+\$454	+\$428

**42" DEEP**

PART #	TABLE HEIGHT	LAMINATE HEIGHT	WIDTH	DEPTH	POST LEG	BASE PRICE FOOT STYLE/SUPPORT BAR SELECTION			
						INSET/ CONCAVE	INSET/ STRAIGHT	TAPER/ CONCAVE	TAPER/ STRAIGHT
FD-DA26-4272-L	29"	1"	72"	42"	\$2,441	+\$364	+\$337	+\$506	+\$480
FD-DA26-4272-R	29"	1"	72"	42"	\$2,441	+\$364	+\$337	+\$506	+\$480
FD-DA26-4278-L	29"	1"	78"	42"	\$2,555	+\$331	+\$304	+\$473	+\$447
FD-DA26-4278-R	29"	1"	78"	42"	\$2,555	+\$331	+\$304	+\$473	+\$447

## Freestanding Tabletops



Post Leg shown

### DESCRIPTION

Freestanding tabletop. Includes support structure.

### SPECIFICATION OPTIONS

**product #:** See charts below  
**top:** See page 8  
**support selection:** Post Leg, Inset/Straight, Inset/Concave, Taper/Straight, or Taper/Concave  
**support finish:** CW, BU, SV  
**grommet location:** See page 12  
**grommet color:** CW, BU, SV

### ORDER EXAMPLE

**product #:** FD-DA26-3054-B  
**top :** M11 Light Walnut  
**support selection:** Post Leg  
**support finish:** CW Cloud White  
**grommet location:** GDR  
**grommet:** Cloud White

### Options/Notes

#### Standard Includes

- For full description of support leg options, see page 39
- Table Height includes the laminate height.

## 24" DEEP

### BASE PRICE FOOT STYLE/SUPPORT BAR SELECTION

PART #	TABLE HEIGHT	LAMINATE HEIGHT	WIDTH	DEPTH	POST LEG	INSET/ CONCAVE	INSET/ STRAIGHT	TAPER/ CONCAVE	TAPER/ STRAIGHT
FD-DA-2448-B	29"	1"	48"	24"	\$2,151	+\$611	+\$567	+\$885	+\$839
FD-DA-2454-B	29"	1"	54"	24"	\$2,231	+\$580	+\$593	+\$853	+\$866
FD-DA-2460-B	29"	1"	60"	24"	\$2,400	+\$469	+\$480	+\$741	+\$753
FD-DA-2466-B	29"	1"	66"	24"	\$2,400	+\$469	+\$480	+\$741	+\$753
FD-DA-2472-B	29"	1"	72"	24"	\$2,408	+\$565	+\$809	+\$837	+\$1082
FD-DA-2478-B	29"	1"	78"	24"	\$2,533	+\$541	+\$784	+\$812	+\$1057

## 30" DEEP

### BASE PRICE FOOT STYLE/SUPPORT BAR SELECTION

PART #	TABLE HEIGHT	LAMINATE HEIGHT	WIDTH	DEPTH	POST LEG	INSET/ CONCAVE	INSET/ STRAIGHT	TAPER/ CONCAVE	TAPER/ STRAIGHT
FD-DA-3054-B	29"	1"	54"	30"	\$2,263	+\$643	+\$597	+\$929	+\$881
FD-DA-3060-B	29"	1"	60"	30"	\$2,350	+\$611	+\$624	+\$898	+\$911
FD-DA-3066-B	29"	1"	66"	30"	\$2,529	+\$494	+\$505	+\$781	+\$791
FD-DA-3072-B	29"	1"	72"	30"	\$2,533	+\$596	+\$852	+\$880	+\$1138
FD-DA-3078-B	29"	1"	78"	30"	\$2,715	+\$530	+\$488	+\$769	+\$741

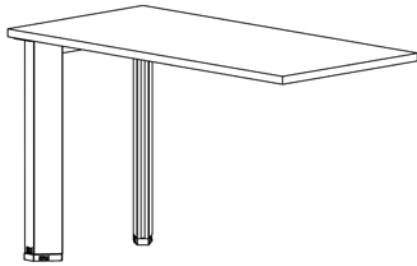
**36" DEEP**

PART #	TABLE HEIGHT	LAMINATE HEIGHT	WIDTH	DEPTH	POST LEG	BASE PRICE FOOT STYLE/SUPPORT BAR SELECTION			
						INSET/ CONCAVE	INSET/ STRAIGHT	TAPER/ CONCAVE	TAPER/ STRAIGHT
<b>FD-DA-3672-B</b>	29"	1"	72"	36"	\$2,681	+\$904	+\$852	+\$1190	+\$1138
<b>FD-DA-3678-B</b>	29"	1"	78"	36"	\$2,813	+\$858	+\$807	+\$1143	+\$1092

**42" DEEP**

PART #	TABLE HEIGHT	LAMINATE HEIGHT	WIDTH	DEPTH	POST LEG	BASE PRICE FOOT STYLE/SUPPORT BAR SELECTION			
						INSET/ CONCAVE	INSET/ STRAIGHT	TAPER/ CONCAVE	TAPER/ STRAIGHT
<b>FD-DA-4272-B</b>	29"	1"	72"	42"	\$2,845	+\$927	+\$875	+\$1214	+\$1162
<b>FD-DA-4278-B</b>	29"	1"	78"	42"	\$2,973	+\$880	+\$828	+\$1167	+\$1115

## Return Tabletops



Post Leg shown

### DESCRIPTION

Return tabletops attach to freestanding tabletops. Includes support structure.

### SPECIFICATION OPTIONS

**product #:** See charts below  
**top:** See page 8  
**support selection:** Post Leg, Inset/Straight, Inset/Concave, Taper/Straight, or Taper/Concave  
**support finish:** CW, BU, SV

### ORDER EXAMPLE

**product #:** FD-DA-3054-L  
**top :** M11 Light Walnut  
**support selection:** Post Leg  
**support finish:** CW Cloud White

### Options/Notes

#### Standard Includes

- Specify part # ending in -L or -R for the side of the return.
- For full description of support leg options, see page 39
- Can connect to a freestanding table and /or 29" high credenza
- Table Height includes the laminate height.

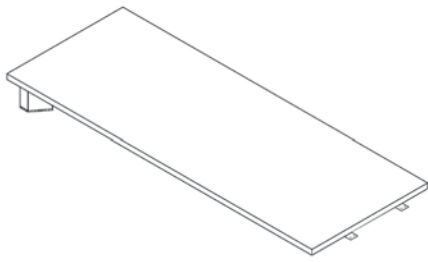
## 24" DEEP

### BASE PRICE FOOT STYLE/SUPPORT BAR SELECTION

PART #	TABLE HEIGHT	LAMINATE HEIGHT	WIDTH	DEPTH	POST LEG	INSET/CONCAVE	INSET/STRAIGHT	TAPER/CONCAVE	TAPER/STRAIGHT
FD-DA-BT-2430-L	29"	1"	30"	24"	\$1,091	+\$392	+\$367	+\$533	+\$510
FD-DA-BT-2430-R	29"	1"	30"	24"	\$1,091	+\$392	+\$367	+\$533	+\$510
FD-DA-BT-2436-L	29"	1"	36"	24"	\$1,117	+\$406	+\$383	+\$551	+\$526
FD-DA-BT-2436-R	29"	1"	36"	24"	\$1,117	+\$406	+\$383	+\$551	+\$526
FD-DA-BT-2442-L	29"	1"	42"	24"	\$1,144	+\$425	+\$460	+\$567	+\$603
FD-DA-BT-2442-R	29"	1"	42"	24"	\$1,144	+\$425	+\$460	+\$567	+\$603
FD-DA-BT-2448-L	29"	1"	48"	24"	\$1,176	+\$492	+\$468	+\$633	+\$610
FD-DA-BT-2448-R	29"	1"	48"	24"	\$1,176	+\$492	+\$468	+\$633	+\$610
FD-DA-BT-2454-L	29"	1"	54"	24"	\$1,473	+\$255	+\$230	+\$396	+\$373
FD-DA-BT-2454-R	29"	1"	54"	24"	\$1,473	+\$255	+\$230	+\$396	+\$373
FD-DA-BT-2460-L	29"	1"	60"	24"	\$1,524	+\$247	+\$222	+\$390	+\$367
FD-DA-BT-2460-R	29"	1"	60"	24"	\$1,524	+\$247	+\$222	+\$390	+\$367



## Resting Bridge



Post Leg shown  
type A

### DESCRIPTION

Bridge rests on a supporting credenza on one side and connects to a tabletop on the other . Includes support structure.

### SPECIFICATION OPTIONS

**product #:** See charts below  
**top:** See page 8  
**finish:** CW, BU, SV  
**support selection:** Post Leg,  
 Inset/Straight, Inset/Concave,  
 Taper/Straight, or Taper/Concave

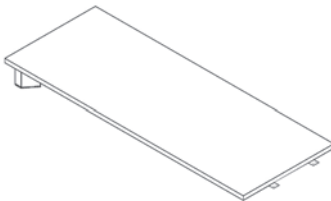
### ORDER EXAMPLE

**product #:** FD-BR26-2448-A  
**top :** M11 Light Walnut  
**finish:** SV Silver  
**support selection:** Taper/Concave Leg

### Options/Notes

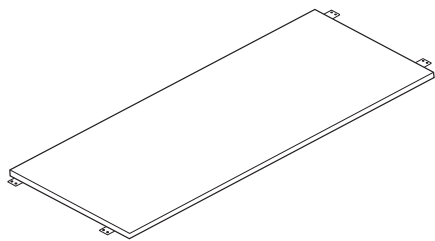
- Rests on a supporting credenza or pedestal on one side and attaches to a tabletop on the other
- Table Height includes the laminate height.

## 24" DEEP



PART #	TABLE HEIGHT	LAMINATE HEIGHT	WIDTH	DEPTH	PRICE
FD-BR26-2430-A	29"	1"	30"	24"	\$786
FD-BR26-2436-A	29"	1"	36"	24"	\$821
FD-BR26-2442-A	29"	1"	42"	24"	\$858
FD-BR26-2448-A	29"	1"	48"	24"	\$894
FD-BR26-2454-A	29"	1"	54"	24"	\$939
FD-BR26-2460-A	29"	1"	60"	24"	\$982
FD-BR26-2466-A	29"	1"	66"	24"	\$1,024

Freestanding Bridge



DESCRIPTION

Bridge connects two freestanding Dash tabletops. Includes support structure.

SPECIFICATION OPTIONS

product #: See charts below  
top: See page 8

ORDER EXAMPLE

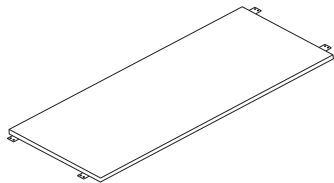
product #: FD-BR-2436-C  
top: M11 Light Walnut

Options/Notes

Standard Includes

- Can connect to a freestanding table and /or 29" high credenza
- Table Height includes the laminate height.

FREESTANDING BRIDGE



PART #	TABLE HEIGHT	LAMINATE HEIGHT	WIDTH	DEPTH	PRICE
FD-BR-2436-C	29"	1"	36"	24"	\$853
FD-BR-2442-C	29"	1"	42"	24"	\$868
FD-BR-2448-C	29"	1"	48"	24"	\$894

# TABLES

# Conference Tables

Tabletops

DESCRIPTION
Tabletop only, order base separately.

SPECIFICATION OPTIONS	ORDER EXAMPLE
<b>product #:</b> See charts below <b>top:</b> See page 8	<b>product #:</b> FCSQ.30 <b>top:</b> M1 Light Maple

Options/Notes

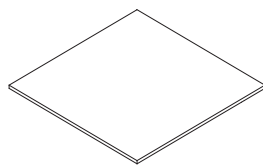
Standard Includes

- Laminate top
- PVC edge

Order Separately

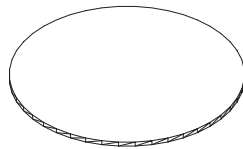
- Order base separately

## SQUARE TOP



PART #	HEIGHT	WIDTH	DEPTH	PRICE	NOTES
FCSQ.30	1"	30"	30"	\$342	• Tabletop only
FCSQ.36	1"	36"	36"	\$455	
FCSQ.42	1"	42"	42"	\$595	
FCSQ.48	1"	48"	48"	\$753	
FCSQ.54	1"	54"	54"	\$1,140	

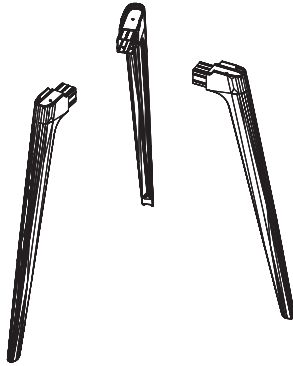
## ROUND TOP



PART #	HEIGHT	DIAMETER	PRICE	NOTES
FCRD.30	1"	30"	\$478	• Tabletop only
FCRD.36	1"	36"	\$638	
FCRD.42	1"	42"	\$753	
FCRD.48	1"	48"	\$937	
FCRD.54	1"	54"	\$1,366	

## Conference Tables

Leg base



### DESCRIPTION

Leg bases for conference tables

### SPECIFICATION OPTIONS

**product #:** See charts below  
**support finish:** CW, BU, SV

### ORDER EXAMPLE

**product #:** FCITBD.3  
**support finish:** SV Silver

### Options/Notes


#### Standard Includes

- (3) leg base for round tabletops sized 30"-42"
- (4) leg base for all other size tabletops

#### Order Separately


- Order tops separately.

## INSET



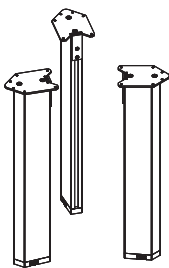
PART #	PRICE	NOTES
FCITBD.3	\$1,205	<ul style="list-style-type: none"> <li>• <b>FCITBD.3</b></li> <li>* Table base with (3) Inset legs</li> <li>* For use with Round tabletop 30"- 42" only</li> </ul>
FCITBD.4	\$1,606	<ul style="list-style-type: none"> <li>• <b>FCITBD.4</b></li> <li>* Table base with (4) Inset legs</li> <li>* For use with all other size tabletops</li> </ul>

## TAPER



PART #	PRICE	NOTES
FCTTBD.3	\$2,193	<ul style="list-style-type: none"> <li>• <b>FCTTBD.3</b></li> <li>* Table base with (3) Taper legs</li> <li>* For use with Round tabletops 30"-42" only</li> </ul>
FCTTBD.4	\$2,924	<ul style="list-style-type: none"> <li>• <b>FCTTBD.4</b></li> <li>* Table base with (4) Taper legs</li> <li>* For use with all other size tabletops</li> </ul>

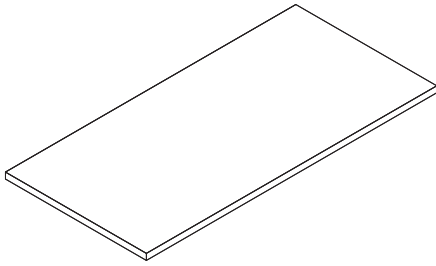
## POST



PART #	PRICE	NOTES
FCPTBD.3	\$712	<ul style="list-style-type: none"> <li>• <b>FCPTBD.3</b></li> <li>* Table base with (3) Post legs</li> <li>* For use with Round tabletops 30"-42" only</li> </ul>
FCPTBD.4	\$954	<ul style="list-style-type: none"> <li>• <b>FCPTBD.4</b></li> <li>* Table base with (4) Post legs</li> <li>* For use with all other size tabletops</li> </ul>

# MY-HITE WORKSURFACES

## Rectangular Worksurfaces for use with My-Hite bases



### DESCRIPTION

Worksurface top only, for use with height adjustable base.

### SPECIFICATION OPTIONS

**product #:** See charts below  
**worksurface:** See page 10  
**grommet location:** See page 14  
**grommet color:** CW, BU, SV

### ORDER EXAMPLE

**product #:** FDRWS.2460  
**worksurface:** M11 Light Walnut  
**grommet location:** GC Rear Center  
**grommet color:** Cloud White

### Options/Notes

#### Standard Includes

- Add circular grommet (add \$75 list each) See page 14

#### Order Separately

- Order base separately from MY-HITE pricebook

### RECTANGULAR, 24" DEEP

PART #	HEIGHT	DEPTH	WIDTH	PRICE	NOTES
FDRWS.2442	1"	24"	42"	\$392	• Sizes are actual for example FDRWS.2448 is 23 <sup>7/8</sup> " x 47 <sup>7/8</sup> "
FDRWS.2448	1"	24"	48"	\$404	
FDRWS.2454	1"	24"	54"	\$477	
FDRWS.2460	1"	24"	60"	\$489	
FDRWS.2466	1"	24"	66"	\$562	
FDRWS.2472	1"	24"	72"	\$578	
FDRWS.2478	1"	24"	78"	\$705	
FDRWS.2484	1"	24"	84"	\$712	

### RECTANGULAR, 30" DEEP

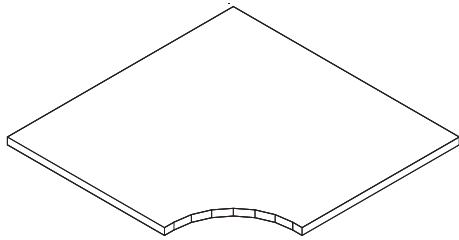
PART #	HEIGHT	DEPTH	WIDTH	PRICE	NOTES
FDRWS.3042	1"	30"	42"	\$463	• Sizes are actual for example FDRWS.2448 is 23 <sup>7/8</sup> " x 47 <sup>7/8</sup> "
FDRWS.3048	1"	30"	48"	\$477	
FDRWS.3054	1"	30"	54"	\$564	
FDRWS.3060	1"	30"	60"	\$578	
FDRWS.3066	1"	30"	66"	\$670	
FDRWS.3072	1"	30"	72"	\$684	
FDRWS.3078	1"	30"	78"	\$843	
FDRWS.3084	1"	30"	84"	\$849	

RECTANGULAR, 36" DEEP

PART #	HEIGHT	DEPTH	WIDTH	PRICE	NOTES
FDRWS.3642	1"	36"	42"	\$488	• Sizes are actual for example FDRWS.2448 is 23 <sup>7/8"</sup> x 47 <sup>7/8"</sup>
FDRWS.3648	1"	36"	48"	\$495	
FDRWS.3654	1"	36"	54"	\$869	
FDRWS.3660	1"	36"	60"	\$878	
FDRWS.3666	1"	36"	66"	\$888	
FDRWS.3672	1"	36"	72"	\$898	
FDRWS.3678	1"	36"	78"	\$906	



## Corner Worksurfaces for use with My-Hite bases



### DESCRIPTION

Corner worksurface top only, for use with height adjustable base.

### SPECIFICATION OPTIONS

**product #:** See charts below  
**worksurface:** See page 8  
**grommet location:** See page 14  
**grommet color:** CW, BU, SV

### ORDER EXAMPLE

**product #:** FDCWT.3048  
**worksurface:** M1 Light Maple  
**grommet location:** PG5L-C

### Options/Notes

#### Standard Includes

- Worksurface top only, for use with height adjustable base
- Add circular grommet (add \$75 list) Specify GL or GR

#### Order Separately

- Order base separately from MY-HITE pricebook

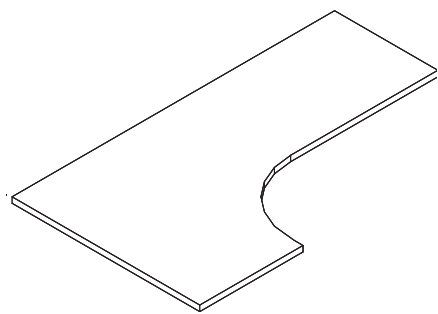
### CORNER WORKSURFACE, 24" DEEP

PART #	HEIGHT	DEPTH	WIDTH	PRICE	NOTES
FDCWT.2442	1"	24"	42"	\$645	• Sizes are actual for example FDCWT.3042 is 29 <sup>7</sup> / <sub>8</sub> " x 41 <sup>7</sup> / <sub>8</sub> "
FDCWT.2448	1"	24"	48"	\$682	

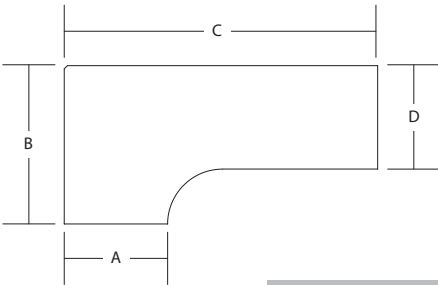
### CORNER WORKSURFACE, 30" DEEP

PART #	HEIGHT	DEPTH	WIDTH	PRICE	NOTES
FDCWT.3042	1"	30"	42"	\$702	• Sizes are actual for example FDCWT.3042 is 29 <sup>7</sup> / <sub>8</sub> " x 41 <sup>7</sup> / <sub>8</sub> "
FDCWT.3048	1"	30"	48"	\$737	

90° Extended Curved Corner Worksurfaces for use with My-Hite bases



Right Extended shown



DESCRIPTION

Laminate worksurface with 3mm PVC edge

SPECIFICATION OPTIONS

product #: See charts below  
worksurface: See page 8  
grommet location: See page 14  
grommet color: CW, BU, SV

ORDER EXAMPLE

product #: FDECCWS.23345823L  
worksurface: M11 Light Walnut  
grommet location: GC Rear Center  
grommet color: Cloud White

Options/Notes

Standard Includes

- Worksurface top only, for use with height adjustable base within workstation application
- See My-Hite pricebook for use inside a freestanding application
- Add circular grommet (add \$75 list) See page 14
- Top size reduced 1" in depth and 2" in width to fit within system workstation and prevent pinch points.
- We do not recommend using full size worktop in paneled workstation applications
- L for Left, R for Right

Order Separately

- Order base separately from MY-HITE pricebook

23" D CONNECTING SIDE, 23" D EXTENSION, 34" D

PART #	HEIGHT	A	B	C	D	PRICE
FDECCWS.23345823L	1"	23"	34"	58"	23"	\$740
FDECCWS.23345823R	1"	23"	34"	58"	23"	\$740
FDECCWS.23346423L	1"	23"	34"	64"	23"	\$824
FDECCWS.23346423R	1"	23"	34"	64"	23"	\$824
FDECCWS.23347023L	1"	23"	34"	70"	23"	\$838
FDECCWS.23347023R	1"	23"	34"	70"	23"	\$838
FDECCWS.23347623L	1"	23"	34"	76"	23"	\$1,004
FDECCWS.23347623R	1"	23"	34"	76"	23"	\$1,004
FDECCWS.23348223L	1"	23"	34"	82"	23"	\$1,114
FDECCWS.23348223R	1"	23"	34"	82"	23"	\$1,114

## 29" D CONNECTING SIDE, 29" D EXTENSION, 34" D

PART #	HEIGHT	A	B	C	D	PRICE
FDECCWS.29345829L	1"	29"	34"	58"	29"	\$810
FDECCWS.29345829R	1"	29"	34"	58"	29"	\$810
FDECCWS.29346429L	1"	29"	34"	64"	29"	\$895
FDECCWS.29346429R	1"	29"	34"	64"	29"	\$895
FDECCWS.29347029L	1"	29"	34"	70"	29"	\$906
FDECCWS.29347029R	1"	29"	34"	70"	29"	\$906
FDECCWS.29347629L	1"	29"	34"	76"	29"	\$1,074
FDECCWS.29347629R	1"	29"	34"	76"	29"	\$1,074
FDECCWS.29348229L	1"	29"	34"	82"	29"	\$1,180
FDECCWS.29348229R	1"	29"	34"	82"	29"	\$1,180

## 23" D CONNECTING SIDE, 23" D EXTENSION, 40" D

PART #	HEIGHT	A	B	C	D	PRICE
FDECCWS.23405823L	1"	23"	40"	58"	23"	\$891
FDECCWS.23405823R	1"	23"	40"	58"	23"	\$891
FDECCWS.23406423L	1"	23"	40"	64"	23"	\$1,002
FDECCWS.23406423R	1"	23"	40"	64"	23"	\$1,002
FDECCWS.23407023L	1"	23"	40"	70"	23"	\$1,017
FDECCWS.23407023R	1"	23"	40"	70"	23"	\$1,017
FDECCWS.23407623L	1"	23"	40"	76"	23"	\$1,232
FDECCWS.23407623R	1"	23"	40"	76"	23"	\$1,232
FDECCWS.23408223L	1"	23"	40"	82"	23"	\$1,376
FDECCWS.23408223R	1"	23"	40"	82"	23"	\$1,376

## 29" D CONNECTING SIDE, 29" D EXTENSION, 40" D

PART #	HEIGHT	A	B	C	D	PRICE
FDECCWS.29405829L	1"	29"	40"	58"	29"	\$959
FDECCWS.29405829R	1"	29"	40"	58"	29"	\$959
FDECCWS.29406429L	1"	29"	40"	64"	29"	\$1,070
FDECCWS.29406429R	1"	29"	40"	64"	29"	\$1,070
FDECCWS.29407029L	1"	29"	40"	70"	29"	\$1,086
FDECCWS.29407029R	1"	29"	40"	70"	29"	\$1,086
FDECCWS.29407629L	1"	29"	40"	76"	29"	\$1,302
FDECCWS.29407629R	1"	29"	40"	76"	29"	\$1,302
FDECCWS.29408229L	1"	29"	40"	82"	29"	\$1,444
FDECCWS.29408229R	1"	29"	40"	82"	29"	\$1,444

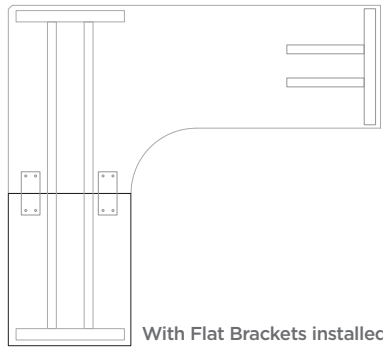
## 23" D CONNECTING SIDE, 23" D EXTENSION, 46" D

PART #	HEIGHT	A	B	C	D	PRICE
FDECCWS.23465823L	1"	23"	46"	58"	23"	\$904
FDECCWS.23465823R	1"	23"	46"	58"	23"	\$904
FDECCWS.23466423L	1"	23"	46"	64"	23"	\$1,017
FDECCWS.23466423R	1"	23"	46"	64"	23"	\$1,017
FDECCWS.23467023L	1"	23"	46"	70"	23"	\$1,040
FDECCWS.23467023R	1"	23"	46"	70"	23"	\$1,040
FDECCWS.23467623L	1"	23"	46"	76"	23"	\$1,266
FDECCWS.23467623R	1"	23"	46"	76"	23"	\$1,266
FDECCWS.23468223L	1"	23"	46"	82"	23"	\$1,420
FDECCWS.23468223R	1"	23"	46"	82"	23"	\$1,420

## 29" D CONNECTING SIDE, 29" D EXTENSION, 46" D

PART #	HEIGHT	A	B	C	D	PRICE
FDECCWS.29465829L	1"	29"	46"	58"	29"	\$974
FDECCWS.29465829R	1"	29"	46"	58"	29"	\$974
FDECCWS.29466429L	1"	29"	46"	64"	29"	\$1,086
FDECCWS.29466429R	1"	29"	46"	64"	29"	\$1,086
FDECCWS.29467029L	1"	29"	46"	70"	29"	\$1,110
FDECCWS.29467029R	1"	29"	46"	70"	29"	\$1,110
FDECCWS.29467629L	1"	29"	46"	76"	29"	\$1,335
FDECCWS.29467629R	1"	29"	46"	76"	29"	\$1,335
FDECCWS.29468229L	1"	29"	46"	82"	29"	\$1,483
FDECCWS.29468229R	1"	29"	46"	82"	29"	\$1,483

## Rectangular Extension



### DESCRIPTION

Laminate worksurface, for use with Dash My-Hite worksurfaces, not for use alone.

### SPECIFICATION OPTIONS

**product #:** See charts below  
**worksurface finish:** See page 8

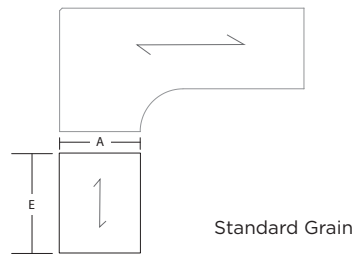
### ORDER EXAMPLE

**product #:** FDRWS.2324  
**worksurface:** Light Maple, M1

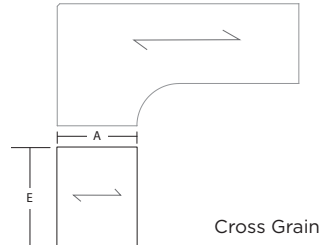
### Options/Notes

- For use in combination with Extended Corner, Corner, and Rectangular Dash My-Hite tops. Not for use alone
- Available in reduced size and full size, to match sizing on main top
- Attach to main surface with FVFB.08 flat bracket

## REDUCED SIZE (FOR USE WITH EXTENDED CURVED CORNER TOPS)



Standard Grain



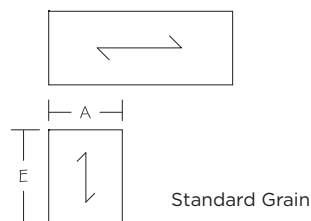
Cross Grain

PART #	HEIGHT	DEPTH "A"	WIDTH "E"	LIST	NOTES
FDRWS.2324	1"	23"	24"	\$308	• Standard default grain direction is left to right (See left)
FDRWS.2330	1"	23"	30"	\$353	
FDRWS.2336	1"	23"	36"	\$364	

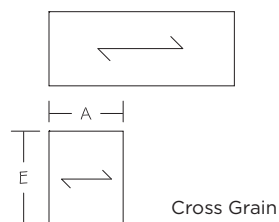
FDRWS.2924	1"	29"	24"	\$408	
FDRWS.2930	1"	29"	30"	\$465	
FDRWS.2936	1"	29"	36"	\$478	

PART #	HEIGHT	DEPTH "A"	WIDTH "E"	LIST	NOTES
FDRWS.2324-CG	1"	23"	24"	\$368	• Cross grain direction is front to back (See left)
FDRWS.2330-CG	1"	23"	30"	\$422	
FDRWS.2336-CG	1"	23"	36"	\$436	
FDRWS.2924-CG	1"	29"	24"	\$490	
FDRWS.2930-CG	1"	29"	30"	\$559	
FDRWS.2936-CG	1"	29"	36"	\$574	

## FULL SIZE (FOR USE WITH RECTANGULAR TOPS)



Standard Grain



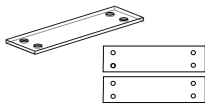
Cross Grain

PART #	HEIGHT	DEPTH "A"	WIDTH "E"	LIST	NOTES
FDRWS.2424	1"	24"	24"	\$308	• Standard default grain direction is left to right (See left)
FDRWS.2430	1"	24"	30"	\$353	
FDRWS.2436	1"	24"	36"	\$364	

FDRWS.3024	1"	30"	24"	\$408	
FDRWS.3030	1"	30"	30"	\$465	
FDRWS.3036	1"	30"	36"	\$478	

PART #	HEIGHT	DEPTH "A"	WIDTH "E"	LIST	NOTES
FDRWS.2430-CG	1"	24"	30"	\$422	• Cross grain direction is front to back (See left)
FDRWS.2436-CG	1"	24"	36"	\$436	
FDRWS.3024-CG	1"	30"	24"	\$490	
FDRWS.3036-CG	1"	30"	36"	\$574	

FLAT BRACKET



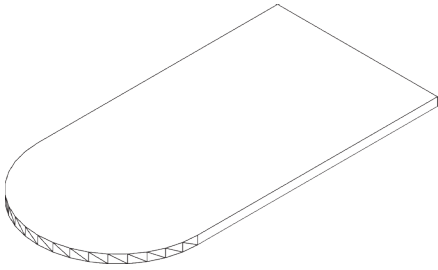
PART #	WIDTH	DEPTH	PRICE	NOTES
FVFB.08	8"	2"	\$40	<ul style="list-style-type: none"><li>• Used to unite two worksurfaces supported by one base</li><li>• Black finish</li><li>• Sold in pairs</li></ul>

ANTI-SAG BARS



PART #	WIDTH	LIST	NOTES
FWASB.42	42"	\$124	<ul style="list-style-type: none"><li>• Anti-Sag bar, 42" wide with (8) screws. For use with 48 &amp; 54" worktops</li></ul>
FWASB.54	54"	\$158	<ul style="list-style-type: none"><li>• Anti-Sag bar, 54" wide with (10) screws. For use with 60 &amp; 66" worktops</li></ul>
FWASB.66	66"	\$191	<ul style="list-style-type: none"><li>• Anti-Sag bar, 66" wide with (12) screws. For use with 72 &amp; 78" worktops</li></ul>

D-Shaped Worksurfaces for use with My-Hite bases



DESCRIPTION

Worksurface top only, for use with height adjustable base within workstation application

SPECIFICATION OPTIONS

product #: See charts below  
worksurface: See page 8  
grommet location: See page 14  
grommet color: CW, BU, SV

ORDER EXAMPLE

**product #:** FDEDSP.2346  
**worksurface:** M10 Espresso  
**grommet location:** GC Rear Center  
**grommet color:** Cloud White

Options/Notes

Standard Includes

- Worksurface top only, for use with height adjustable base
- Add circular grommet (add \$75 list) Specify GC only. See page 12
- Size reduced 1" in depth and 2" in width to fit within system workstation and prevent pinch points.  
We do not recommend using full size worktop in paneled workstation applications.

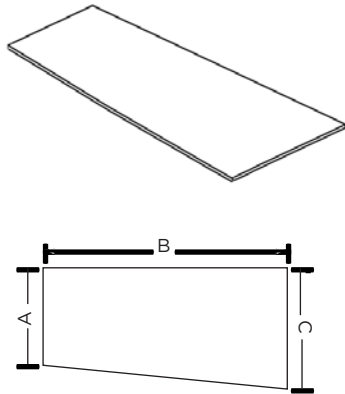
Order Separately

- Order base separately from MY-HITE pricebook.

SQUARE EDGE D-SHAPED

PART #	HEIGHT	A	B	PRICE
FDEDSP.2346	1"	46"	23"	\$590
FDEDSP.2358	1"	58"	23"	\$658
FDEDSP.2946	1"	46"	29"	\$647
FDEDSP.2958	1"	58"	29"	\$718
FDEDSP.2970	1"	70"	29"	\$783
FDEDSP.3570	1"	70"	35"	\$865

## Wedge Worksurfaces for use with My-Hite bases



### DESCRIPTION

Worksurface top only, for use with height adjustable base within workstation application

### SPECIFICATION OPTIONS

**product #:** See charts below  
**worksurface:** See page 8  
**grommet location:** See page 14  
**grommet color:** CW, BU, SV

### ORDER EXAMPLE

**product #:** FDWDWS.234029  
**worksurface:** M10 Espresso  
**grommet location:** PG5L-C

### Options/Notes

#### Standard Includes

- Worksurface top only, for use with height adjustable base
- Add circular grommet (add \$75 list each) See page 14
- Top Size reduced 1" in depth and 2" in width to fit within system workstation and prevent pinch points.  
We do not recommend using full size worktop in paneled workstation applications.

#### Order Separately

- Order base separately from MY-HITE pricebook.

### 23"D LEFT, 29"D RIGHT

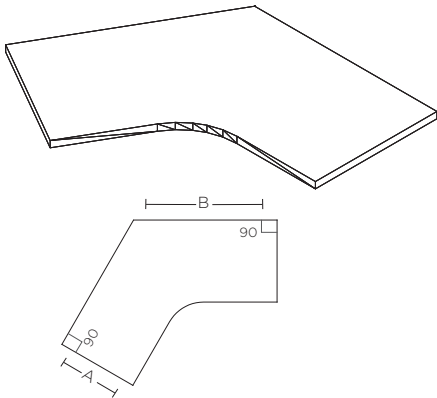
PART #	HEIGHT	A	B	C	PRICE
FDWDWS.234029	1"	23"	40"	29"	\$458
FDWDWS.234629	1"	23"	46"	29"	\$466
FDWDWS.235229	1"	23"	52"	29"	\$530
FDWDWS.235829	1"	23"	58"	29"	\$567
FDWDWS.236429	1"	23"	64"	29"	\$633
FDWDWS.237029	1"	23"	70"	29"	\$647
FDWDWS.237629	1"	23"	76"	29"	\$751

### 29"D LEFT, 23"D RIGHT

PART #	HEIGHT	A	B	C	PRICE
FDWDWS.294023	1"	29"	40"	23"	\$458
FDWDWS.294623	1"	29"	46"	23"	\$466
FDWDWS.295223	1"	29"	52"	23"	\$530
FDWDWS.295823	1"	29"	58"	23"	\$567
FDWDWS.296423	1"	29"	64"	23"	\$633
FDWDWS.297023	1"	29"	70"	23"	\$647
FDWDWS.297623	1"	29"	76"	23"	\$751



120° Corner, 90° Ends Worksurfaces for use with My-Hite bases



DESCRIPTION

Worksurface top only, for use with height adjustable base.

SPECIFICATION OPTIONS

**product #:** See charts below  
**worksurface:** See page 8  
**grommet location:** See page 14  
**grommet color:** CW, BU, SV

ORDER EXAMPLE

**product #:** FD120-90WS.2340  
**worksurface:** M10 Espresso  
**grommet location:** 120GC Rear Center  
**grommet color:** Cloud White

Options/Notes

Standard Includes

- Add grommet (add \$75 list) Specify 120GL, 120GC, 120GR

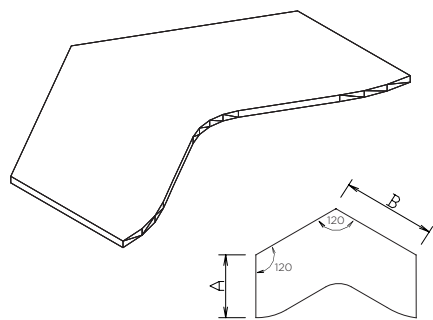
Order Separately

- Order base separately from MY-HITE pricebook.

120° CORNER, 90° ENDS

PART #	HEIGHT	A	B	PRICE
FD120-90WS.2334	1"	23"	34"	\$845
FD120-90WS.2340	1"	23"	40"	\$1,041
FD120-90WS.2346	1"	23"	46"	\$1,297

120° Corner, 120° Ends Worksurfaces for use with My-Hite bases



DESCRIPTION

Worksurface top only, for use with height adjustable base

SPECIFICATION OPTIONS

**product #:** See charts below  
**worksurface:** See page 8  
**grommet location:** See page 14  
**grommet color:** CW, BU, SV

ORDER EXAMPLE

**product #:** FD120-120WS.2340  
**worksurface:** M10 Espresso  
**grommet location:** 120GC Rear Center  
**grommet color:** Cloud White

Options/Notes

Standard Includes

- Add grommet (add \$75 list) Specify 120GL, 120GC, 120GR

Order Separately

- Order base separately from MY-HITE pricebook.

120° CORNER, 120° ENDS


PART #	HEIGHT	A	B	PRICE
FD120-120WS.2334	1"	23"	34"	\$845
FD120-120WS.2340	1"	23	40"	\$1,041
FD120-120WS.2346	1"	23"	46"	\$1,297

# Table Power Components


DESCRIPTION	
Parts for distributing and managing power for tables	
SPECIFICATION OPTIONS	ORDER EXAMPLE
product #: See charts below	product #: FD-SFC-306-4A

Options/Notes
<ul style="list-style-type: none"><li>For use with Dash and My-Hite Worksurfaces</li><li>Single Circuit</li></ul>


## TABLE POWER DISTRIBUTION

	PART #	PRICE	NOTES
	FD-SFC-306-4A	\$102	<ul style="list-style-type: none"><li>Use with single circuit infeed (FD-BPI.1CIR)</li><li>Optional power strip to attach to the underside of tabletops.</li></ul>

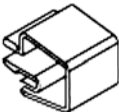
## SINGLE CIRCUIT INFEED

	PART #	LENGTH	PRICE	NOTES
	FD-BPI.1CIR	96"	\$117	<ul style="list-style-type: none"><li>Plug-in power infeed for use with one (1) circuit power distribution.</li><li>First connection must be plugged into the wall. Additional connections can be daisy chained.</li><li>8' cord</li></ul>

## DAISY CHAIN POWER CONNECTOR

	PART #	LENGTH	PRICE	NOTES
	FD-DCI.1CIR	96"	\$117	<ul style="list-style-type: none"><li>Connects adjacent table power distribution</li><li>8' cord</li></ul>

## WIRE MANAGER SECTIONS

	PART #	PRICE	NOTES
	DA-DT-08	\$26	<ul style="list-style-type: none"><li>For managing wires up the table legs.</li><li>For use with Dash post leg only</li><li>Package of 10.</li></ul>

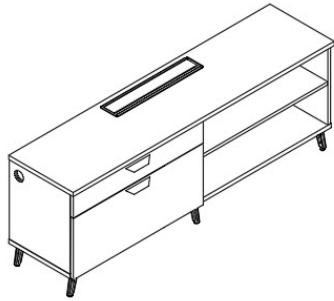
# **CREDENZAS**

## **26" HIGH**

DASH / CREDENZA 26" H

# Two Section Credenza, Drawers & Shelves

with Feet



Left drawer shown

DESCRIPTION

Two section supporting credenza, 26" high, drawers & shelves with feet

SPECIFICATION OPTIONS

**product #:** See charts below  
**top:** See page 25  
**casing:** See page 25  
**front:** See page 25  
**pull:** See page 21  
**foot style:** Taper or Inset  
**support finish:** CW, BU, SV  
**grommet color:** CW, BU, SV

ORDER EXAMPLE

**product #:** FD-LC26-1836-1L-F-N  
**top:** M13 Licorice  
**casing:** M13 Licorice  
**front:** M13 Licorice  
**pull:** Wedge, brushed aluminum  
**foot style:** Taper  
**support finish:** SV Silver  
**grommet color:** SV Silver

Options/Notes

Standard Includes

- Order L for left drawer, or R for right drawer
- Order power by replacing \* with:
  - ND for non-powered with no flip up access door
  - N for non-powered with flip up access door
  - E1 for single circuit power
  - E4 for 4-circuit power
- Shelving matches casing selection
- Top & side grommets are included with -N, -E1 and -E4 credenzas.
- Grommet color selection applies to both top and side grommets.
- No top or side grommets included with ND credenzas.
- Includes lock

Order Separately

- Order additional electrical parts for powered credenza separately, see page 160

## DRAWERS &amp; SHELVES, with Feet, 18"D



Left drawer shown

PART #	HEIGHT	WIDTH	DEPTH	PRICE			
				ND	N	E1	E4
FD-LC26-1836-1L-F-*	26"	36"	18"	\$2,112	\$2,463	\$2,864	\$2,720
FD-LC26-1836-1R-F-*	26"	36"	18"	\$2,112	\$2,463	\$2,864	\$2,720
FD-LC26-1842-1L-F-*	26"	42"	18"	\$2,231	\$2,584	\$2,983	\$2,840
FD-LC26-1842-1R-F-*	26"	42"	18"	\$2,231	\$2,584	\$2,983	\$2,840
FD-LC26-1848-1L-F-*	26"	48"	18"	\$2,387	\$2,739	\$3,138	\$2,994
FD-LC26-1848-1R-F-*	26"	48"	18"	\$2,387	\$2,739	\$3,138	\$2,994
FD-LC26-1854-1L-F-*	26"	54"	18"	\$2,472	\$2,825	\$3,226	\$3,082
FD-LC26-1854-1R-F-*	26"	54"	18"	\$2,472	\$2,825	\$3,226	\$3,082
FD-LC26-1860-1L-F-*	26"	60"	18"	\$2,617	\$2,969	\$3,370	\$3,226
FD-LC26-1860-1R-F-*	26"	60"	18"	\$2,617	\$2,969	\$3,370	\$3,226
FD-LC26-1866-1L-F-*	26"	66"	18"	\$2,762	\$3,113	\$3,512	\$3,370
FD-LC26-1866-1R-F-*	26"	66"	18"	\$2,762	\$3,113	\$3,512	\$3,370
FD-LC26-1872-1L-F-*	26"	72"	18"	\$2,905	\$3,256	\$3,656	\$3,513
FD-LC26-1872-1R-F-*	26"	72"	18"	\$2,905	\$3,256	\$3,656	\$3,513

## DRAWERS &amp; SHELVES, with Feet, 24"D



Left drawer shown

PART #	HEIGHT	WIDTH	DEPTH	PRICE			
				ND	N	E1	E4
FD-LC26-2436-1L-F-*	26"	36"	24"	\$2,093	\$2,445	\$2,845	\$2,702
FD-LC26-2436-1R-F-*	26"	36"	24"	\$2,093	\$2,445	\$2,845	\$2,702
FD-LC26-2442-1L-F-*	26"	42"	24"	\$2,233	\$2,585	\$2,983	\$2,841
FD-LC26-2442-1R-F-*	26"	42"	24"	\$2,233	\$2,585	\$2,983	\$2,841
FD-LC26-2448-1L-F-*	26"	48"	24"	\$2,371	\$2,722	\$3,122	\$2,979
FD-LC26-2448-1R-F-*	26"	48"	24"	\$2,371	\$2,722	\$3,122	\$2,979
FD-LC26-2454-1L-F-*	26"	54"	24"	\$2,509	\$2,861	\$3,261	\$3,118
FD-LC26-2454-1R-F-*	26"	54"	24"	\$2,509	\$2,861	\$3,261	\$3,118
FD-LC26-2460-1L-F-*	26"	60"	24"	\$2,649	\$3,001	\$3,398	\$3,255
FD-LC26-2460-1R-F-*	26"	60"	24"	\$2,649	\$3,001	\$3,398	\$3,255
FD-LC26-2466-1L-F-*	26"	66"	24"	\$3,139	\$3,491	\$3,891	\$3,748
FD-LC26-2466-1R-F-*	26"	66"	24"	\$3,139	\$3,491	\$3,891	\$3,748
FD-LC26-2472-1L-F-*	26"	72"	24"	\$3,310	\$3,661	\$4,061	\$3,918
FD-LC26-2472-1R-F-*	26"	72"	24"	\$3,310	\$3,661	\$4,061	\$3,918

# Two Section Credenza, Drawers & Shelves

with Base



Left drawers shown

DESCRIPTION

Two section supporting credenza, 26" drawers & shelves with base.

SPECIFICATION OPTIONS

**product #:** See charts below  
**top:** See page 25  
**casing:** See page 25  
**front:** See page 25  
**pull:** See page 21  
**grommet color:** CW, BU, SV

ORDER EXAMPLE

**product #:** FD-LC26-1836-1L-B-N  
**top:** M13 Licorice  
**casing:** M13 Licorice  
**front:** M13 Licorice  
**pull:** Wedge, brushed aluminum  
**grommet color:** SV Silver

Options/Notes

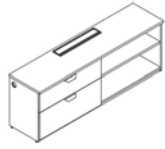
Standard Includes

- Order L for left drawer, or R for right drawer
- Order power by replacing \* with:
  - ND for non-powered with no flip up access door
  - N for non-powered with flip up access door
  - E1 for single circuit power
  - E4 for 4-circuit power
- Shelving matches casing selection
- Top & side grommets are included with -N, -E1 and -E4 credenzas.
- Grommet color selection applies to both top and side grommets.
- No top or side grommets included with ND credenzas.
- Includes lock

Order Separately

- Order additional electrical parts for powered credenza separately, see page 160

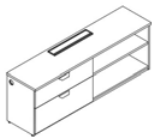
## DRAWERS &amp; SHELVES, with Base, 18"D



L drawers shown

PART #	HEIGHT	WIDTH	DEPTH	PRICE			
				ND	N	E1	E4
FD-LC26-1836-1L-B-*	26"	36"	18"	\$2,126	\$2,444	\$2,777	\$2,631
FD-LC26-1836-1R-B-*	26"	36"	18"	\$2,126	\$2,444	\$2,777	\$2,631
FD-LC26-1842-1L-B-*	26"	42"	18"	\$2,277	\$2,591	\$2,926	\$2,777
FD-LC26-1842-1R-B-*	26"	42"	18"	\$2,277	\$2,591	\$2,926	\$2,777
FD-LC26-1848-1L-B-*	26"	48"	18"	\$2,443	\$2,759	\$3,093	\$2,945
FD-LC26-1848-1R-B-*	26"	48"	18"	\$2,443	\$2,759	\$3,093	\$2,945
FD-LC26-1854-1L-B-*	26"	54"	18"	\$2,503	\$2,821	\$3,153	\$3,006
FD-LC26-1854-1R-B-*	26"	54"	18"	\$2,503	\$2,821	\$3,153	\$3,006
FD-LC26-1860-1L-B-*	26"	60"	18"	\$2,695	\$3,011	\$3,345	\$3,197
FD-LC26-1860-1R-B-*	26"	60"	18"	\$2,695	\$3,011	\$3,345	\$3,197
FD-LC26-1866-1L-B-*	26"	66"	18"	\$2,851	\$3,167	\$3,500	\$3,352
FD-LC26-1866-1R-B-*	26"	66"	18"	\$2,851	\$3,167	\$3,500	\$3,352
FD-LC26-1872-1L-B-*	26"	72"	18"	\$2,967	\$3,282	\$3,617	\$3,470
FD-LC26-1872-1R-B-*	26"	72"	18"	\$2,967	\$3,282	\$3,617	\$3,470

## DRAWERS &amp; SHELVES, with Base, 24"D



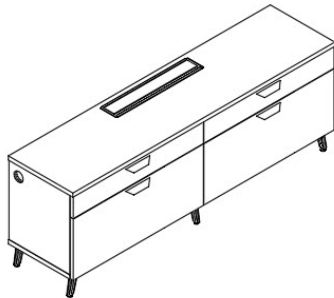
L drawers shown

PART #	HEIGHT	WIDTH	DEPTH	PRICE			
				ND	N	E1	E4
FD-LC26-2436-1L-B-*	26"	36"	24"	\$2,145	\$2,459	\$2,794	\$2,646
FD-LC26-2436-1R-B-*	26"	36"	24"	\$2,145	\$2,459	\$2,794	\$2,646
FD-LC26-2442-1L-B-*	26"	42"	24"	\$2,294	\$2,608	\$2,943	\$2,795
FD-LC26-2442-1R-B-*	26"	42"	24"	\$2,294	\$2,608	\$2,943	\$2,795
FD-LC26-2448-1L-B-*	26"	48"	24"	\$2,444	\$2,760	\$3,093	\$2,946
FD-LC26-2448-1R-B-*	26"	48"	24"	\$2,444	\$2,760	\$3,093	\$2,946
FD-LC26-2454-1L-B-*	26"	54"	24"	\$2,593	\$2,909	\$3,244	\$3,096
FD-LC26-2454-1R-B-*	26"	54"	24"	\$2,593	\$2,909	\$3,244	\$3,096
FD-LC26-2460-1L-B-*	26"	60"	24"	\$2,743	\$3,060	\$3,393	\$3,246
FD-LC26-2460-1R-B-*	26"	60"	24"	\$2,743	\$3,060	\$3,393	\$3,246
FD-LC26-2466-1L-B-*	26"	66"	24"	\$3,101	\$3,417	\$3,751	\$3,602
FD-LC26-2466-1R-B-*	26"	66"	24"	\$3,101	\$3,417	\$3,751	\$3,602
FD-LC26-2472-1L-B-*	26"	72"	24"	\$3,389	\$3,704	\$4,039	\$3,891
FD-LC26-2472-1R-B-*	26"	72"	24"	\$3,389	\$3,704	\$4,039	\$3,891



# Two Section Credenza, Drawers & Drawers

with Feet



DESCRIPTION

Two section supporting credenza, 26" high, drawers & drawers with feet.

SPECIFICATION OPTIONS

**product #:** See charts below  
**top:** See page 25  
**casing:** See page 25  
**front:** See page 25  
**pull:** See page 21  
**foot style:** Taper or Inset  
**support finish:** CW, BU, SV  
**grommet color:** CW, BU, SV

ORDER EXAMPLE

**product #:** FD-LC26-1836-2-F-N  
**top:** M13 Licorice  
**casing:** M13 Licorice  
**front:** M13 Licorice  
**pull:** Wedge, brushed aluminum  
**foot style:** Taper  
**support finish:** SV Silver  
**grommet color:** SV Silver

Options/Notes

Standard Includes

- Order power by replacing \* with:
  - ND for non-powered with no flip up access door
  - N for non-powered with flip up access door
  - E1 for single circuit power
  - E4 for 4-circuit power
- Top & side grommets are included with -N, -E1 and -E4 credenzas.
- Grommet color selection applies to both top and side grommets.
- No top or side grommets included with ND credenzas.
- Includes lock

Order Separately

- Order additional electrical parts for powered credenza separately, see page 160.
- Each lock core will be randomly keyed. Order key-alike separately on page 245

## DRAWERS & DRAWERS, with Feet, 18"D



PART #	HEIGHT	WIDTH	DEPTH	PRICE			
				ND	N	E1	E4
FD-LC26-1836-2-F-*	26"	36"	18"	\$2,668	\$3,031	\$3,385	\$3,241
FD-LC26-1842-2-F-*	26"	42"	18"	\$3,082	\$3,445	\$3,798	\$3,656
FD-LC26-1848-2-F-*	26"	48"	18"	\$3,284	\$3,646	\$4,000	\$3,857
FD-LC26-1854-2-F-*	26"	54"	18"	\$3,350	\$3,714	\$4,066	\$3,925
FD-LC26-1860-2-F-*	26"	60"	18"	\$3,528	\$3,892	\$4,244	\$4,101
FD-LC26-1866-2-F-*	26"	66"	18"	\$3,708	\$4,070	\$4,425	\$4,282
FD-LC26-1872-2-F-*	26"	72"	18"	\$3,836	\$4,199	\$4,552	\$4,408

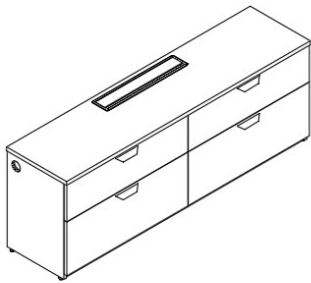
## DRAWERS & DRAWERS, with Feet, 24"D



PART #	HEIGHT	WIDTH	DEPTH	PRICE			
				ND	N	E1	E4
FD-LC26-2436-2-F-*	26"	36"	24"	\$2,993	\$3,357	\$3,710	\$3,565
FD-LC26-2442-2-F-*	26"	42"	24"	\$3,169	\$3,531	\$3,885	\$3,742
FD-LC26-2448-2-F-*	26"	48"	24"	\$3,481	\$3,844	\$4,197	\$4,054
FD-LC26-2454-2-F-*	26"	54"	24"	\$3,690	\$4,051	\$4,406	\$4,263
FD-LC26-2460-2-F-*	26"	60"	24"	\$3,898	\$4,260	\$4,615	\$4,472
FD-LC26-2466-2-F-*	26"	66"	24"	\$4,106	\$4,469	\$4,823	\$4,678
FD-LC26-2472-2-F-*	26"	72"	24"	\$4,313	\$4,677	\$5,030	\$4,887

# Two Section Credenza, Drawers & Drawers

with Base



DESCRIPTION

Two section supporting credenza, 26" high, drawers & drawers with base.

SPECIFICATION OPTIONS

**product #:** See charts below  
**top:** See page 25  
**casing:** See page 25  
**front:** See page 25  
**pull:** See page 21  
**grommet color:** CW, BU, SV

ORDER EXAMPLE

**product #:** FD-LC26-1836-2-B-N  
**top:** M13 Licorice  
**casing:** M13 Licorice  
**front:** M13 Licorice  
**pull:** Wedge, brushed aluminum  
**grommet color:** SV silver

Options/Notes

Standard Includes

- Order power by replacing \* with:
  - ND for non-powered with no flip up access door
  - N for non-powered with flip up access door
  - E1 for single circuit power
  - E4 for 4-circuit power
- Top & side grommets are included with -N, -E1 and -E4 credenzas.
- Grommet color selection applies to both top and side grommets.
- No top or side grommets included with ND credenzas.
- Includes locks

Order Separately

- Order additional electrical parts for powered credenza separately, see page 160
- Each lock core will be randomly keyed. Order key-alike separately on page 245

DASH / CREDENZA 26" H

## DRAWERS & DRAWERS, with Base, 18"D



PART #	HEIGHT	WIDTH	DEPTH	PRICE			
				ND	N	E1	E4
FD-LC26-1836-2-B-*	26"	36"	18"	\$2,726	\$3,048	\$3,446	\$3,304
FD-LC26-1842-2-B-*	26"	42"	18"	\$3,012	\$3,335	\$3,733	\$3,589
FD-LC26-1848-2-B-*	26"	48"	18"	\$3,230	\$3,553	\$3,953	\$3,808
FD-LC26-1854-2-B-*	26"	54"	18"	\$3,314	\$3,635	\$4,035	\$3,891
FD-LC26-1860-2-B-*	26"	60"	18"	\$3,508	\$3,832	\$4,230	\$4,088
FD-LC26-1866-2-B-*	26"	66"	18"	\$3,706	\$4,027	\$4,426	\$4,283
FD-LC26-1872-2-B-*	26"	72"	18"	\$3,901	\$4,223	\$4,621	\$4,479

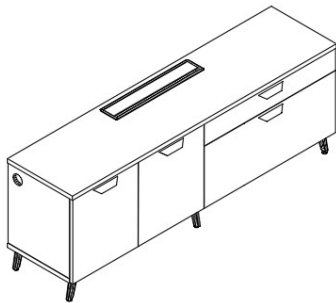
## DRAWERS & DRAWERS, with Base, 24"D



PART #	HEIGHT	WIDTH	DEPTH	PRICE			
				ND	N	E1	E4
FD-LC26-2436-2-B-*	26"	36"	24"	\$2,884	\$3,208	\$3,608	\$3,464
FD-LC26-2442-2-B-*	26"	42"	24"	\$3,078	\$3,399	\$3,799	\$3,656
FD-LC26-2448-2-B-*	26"	48"	24"	\$3,139	\$3,460	\$3,859	\$3,716
FD-LC26-2454-2-B-*	26"	54"	24"	\$3,669	\$3,992	\$4,391	\$4,248
FD-LC26-2460-2-B-*	26"	60"	24"	\$3,896	\$4,216	\$4,616	\$4,473
FD-LC26-2466-2-B-*	26"	66"	24"	\$4,120	\$4,442	\$4,840	\$4,697
FD-LC26-2472-2-B-*	26"	72"	24"	\$4,344	\$4,667	\$5,067	\$4,921

# Two Section Credenza, Drawers & Doors

with Feet



Right drawers shown

DESCRIPTION

Two section supporting credenza, 26" high, drawers & doors.

SPECIFICATION OPTIONS

**product #:** See charts below  
**top:** See page 25  
**casing:** See page 25  
**front:** See page 25  
**pull:** See page 21  
**foot style:** Taper or Inset  
**support finish:** CW, BU, SV  
**grommet color:** CW, BU, SV

ORDER EXAMPLE

**product #:** FD-LC26-1836-3L-F-N  
**top:** M13 Licorice  
**casing:** M13 Licorice  
**front:** M13 Licorice  
**pull:** Wedge, brushed aluminum  
**foot style:** Taper  
**support finish:** SV Silver  
**grommet color:** SV Silver

Options/Notes

Standard Includes

- Order L for left drawer, or R for right drawer
- Order power by replacing \* with:
  - ND for non-powered with no flip up access door
  - N for non-powered with flip up access door
  - E1 for single circuit power
  - E4 for 4-circuit power
- Shelving matches casing selection
- Top & side grommets are included with -N, -E1 and -E4 credenzas.
- Grommet color selection applies to both top and side grommets.
- No top or side grommets included with ND credenzas.
- Includes locks

Order Separately

- Order additional electrical parts for powered credenza separately, see page 160
- Each lock core will be randomly keyed. Order key-alike separately on page 245

## DRAWERS &amp; DOORS, with Feet, 18"D



Right drawers shown

PART #	HEIGHT	WIDTH	DEPTH	PRICE			
				ND	N	E1	E4
FD-LC26-1836-3L-F-*	26"	36"	18"	\$2,470	\$2,831	\$3,220	\$3,077
FD-LC26-1836-3R-F-*	26"	36"	18"	\$2,470	\$2,831	\$3,220	\$3,077
FD-LC26-1842-3L-F-*	26"	42"	18"	\$2,591	\$2,954	\$3,341	\$3,199
FD-LC26-1842-3R-F-*	26"	42"	18"	\$2,591	\$2,954	\$3,341	\$3,199
FD-LC26-1848-3L-F-*	26"	48"	18"	\$2,757	\$3,119	\$3,506	\$3,363
FD-LC26-1848-3R-F-*	26"	48"	18"	\$2,757	\$3,119	\$3,506	\$3,363
FD-LC26-1854-3L-F-*	26"	54"	18"	\$2,865	\$3,227	\$3,614	\$3,472
FD-LC26-1854-3R-F-*	26"	54"	18"	\$2,865	\$3,227	\$3,614	\$3,472
FD-LC26-1860-3L-F-*	26"	60"	18"	\$3,018	\$3,382	\$3,768	\$3,626
FD-LC26-1860-3R-F-*	26"	60"	18"	\$3,018	\$3,382	\$3,768	\$3,626
FD-LC26-1866-3L-F-*	26"	66"	18"	\$3,182	\$3,547	\$3,933	\$3,790
FD-LC26-1866-3R-F-*	26"	66"	18"	\$3,182	\$3,547	\$3,933	\$3,790
FD-LC26-1872-3L-F-*	26"	72"	18"	\$3,337	\$3,700	\$4,088	\$3,943
FD-LC26-1872-3R-F-*	26"	72"	18"	\$3,337	\$3,700	\$4,088	\$3,943

## DRAWERS &amp; DOORS, with Feet, 24"D

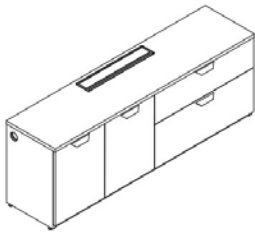


Right drawers shown

PART #	HEIGHT	WIDTH	DEPTH	PRICE			
				ND	N	E1	E4
FD-LC26-2436-3L-F-*	26"	36"	24"	\$2,587	\$2,951	\$3,338	\$3,195
FD-LC26-2436-3R-F-*	26"	36"	24"	\$2,587	\$2,951	\$3,338	\$3,195
FD-LC26-2442-3L-F-*	26"	42"	24"	\$2,763	\$3,126	\$3,513	\$3,370
FD-LC26-2442-3R-F-*	26"	42"	24"	\$2,763	\$3,126	\$3,513	\$3,370
FD-LC26-2448-3L-F-*	26"	48"	24"	\$2,994	\$3,358	\$3,745	\$3,601
FD-LC26-2448-3R-F-*	26"	48"	24"	\$2,994	\$3,358	\$3,745	\$3,601
FD-LC26-2454-3L-F-*	26"	54"	24"	\$3,186	\$3,549	\$3,937	\$3,795
FD-LC26-2454-3R-F-*	26"	54"	24"	\$3,186	\$3,549	\$3,937	\$3,795
FD-LC26-2460-3L-F-*	26"	60"	24"	\$3,369	\$3,729	\$4,117	\$3,974
FD-LC26-2460-3R-F-*	26"	60"	24"	\$3,369	\$3,729	\$4,117	\$3,974
FD-LC26-2466-3L-F-*	26"	66"	24"	\$3,559	\$3,923	\$4,310	\$4,167
FD-LC26-2466-3R-F-*	26"	66"	24"	\$3,559	\$3,923	\$4,310	\$4,167
FD-LC26-2472-3L-F-*	26"	72"	24"	\$3,740	\$4,103	\$4,489	\$4,346
FD-LC26-2472-3R-F-*	26"	72"	24"	\$3,740	\$4,103	\$4,489	\$4,346

# Two Section Credenza, Drawers & Doors

with Base



Right drawers shown

DESCRIPTION

Two section supporting credenza, 26" high, drawers and doors with base.

SPECIFICATION OPTIONS

**product #:** See charts below  
**top:** See page 25  
**casing:** See page 25  
**front:** See page 25  
**pull:** See page 21  
**grommet color:** CW, BU, SV

ORDER EXAMPLE

**product #:** FD-LC26-1836-3L-B-N  
**top:** M13 Licorice  
**casing:** M13 Licorice  
**front:** M13 Licorice  
**pull:** Wedge, brushed aluminum  
**grommet color:** SV Silver

Options/Notes

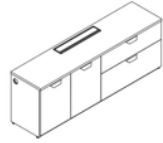
Standard Includes

- Order L for left drawer, or R for right drawer
- Order power by replacing \* with:
  - ND for non-powered with no flip up access door
  - N for non-powered with flip up access door
  - E1 for single circuit power
  - E4 for 4-circuit power
- Shelving matches casing selection
- Top & side grommets are included with -N, -E1 and -E4 credenzas.
- Grommet color selection applies to both top and side grommets.
- No top or side grommets included with ND credenzas.
- Includes locks

Order Separately

- Order additional electrical parts for powered credenza separately, see page 160
- Each lock core will be randomly keyed. Order key-alike separately on page 245

## DRAWERS &amp; DOORS, with Base, 18"D



Right drawers shown

PART #	HEIGHT	WIDTH	DEPTH	PRICE			
				ND	N	E1	E4
FD-LC26-1836-3L-B-*	26"	36"	18"	\$2,398	\$2,795	\$3,154	\$3,011
FD-LC26-1836-3R-B-*	26"	36"	18"	\$2,398	\$2,795	\$3,154	\$3,011
FD-LC26-1842-3L-B-*	26"	42"	18"	\$2,531	\$2,929	\$3,287	\$3,143
FD-LC26-1842-3R-B-*	26"	42"	18"	\$2,531	\$2,929	\$3,287	\$3,143
FD-LC26-1848-3L-B-*	26"	48"	18"	\$2,711	\$3,108	\$3,466	\$3,322
FD-LC26-1848-3R-B-*	26"	48"	18"	\$2,711	\$3,108	\$3,466	\$3,322
FD-LC26-1854-3L-B-*	26"	54"	18"	\$2,829	\$3,226	\$3,585	\$3,441
FD-LC26-1854-3R-B-*	26"	54"	18"	\$2,829	\$3,226	\$3,585	\$3,441
FD-LC26-1860-3L-B-*	26"	60"	18"	\$2,994	\$3,392	\$3,750	\$3,608
FD-LC26-1860-3R-B-*	26"	60"	18"	\$2,994	\$3,392	\$3,750	\$3,608
FD-LC26-1866-3L-B-*	26"	66"	18"	\$3,172	\$3,569	\$3,927	\$3,784
FD-LC26-1866-3R-B-*	26"	66"	18"	\$3,172	\$3,569	\$3,927	\$3,784
FD-LC26-1872-3L-B-*	26"	72"	18"	\$3,338	\$3,735	\$4,094	\$3,951
FD-LC26-1872-3R-B-*	26"	72"	18"	\$3,338	\$3,735	\$4,094	\$3,951

## DRAWERS &amp; DOORS, with Base, 24"D



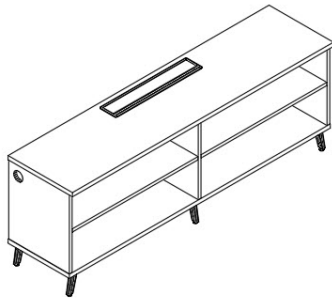
Right drawers shown

PART #	HEIGHT	WIDTH	DEPTH	PRICE			
				ND	N	E1	E4
FD-LC26-2436-3L-B-*	26"	36"	24"	\$2,533	\$2,931	\$3,288	\$3,146
FD-LC26-2436-3R-B-*	26"	36"	24"	\$2,533	\$2,931	\$3,288	\$3,146
FD-LC26-2442-3L-B-*	26"	42"	24"	\$2,721	\$3,118	\$3,477	\$3,333
FD-LC26-2442-3R-B-*	26"	42"	24"	\$2,721	\$3,118	\$3,477	\$3,333
FD-LC26-2448-3L-B-*	26"	48"	24"	\$2,930	\$3,325	\$3,684	\$3,540
FD-LC26-2448-3R-B-*	26"	48"	24"	\$2,930	\$3,325	\$3,684	\$3,540
FD-LC26-2454-3L-B-*	26"	54"	24"	\$3,170	\$3,565	\$3,926	\$3,781
FD-LC26-2454-3R-B-*	26"	54"	24"	\$3,170	\$3,565	\$3,926	\$3,781
FD-LC26-2460-3L-B-*	26"	60"	24"	\$3,362	\$3,761	\$4,117	\$3,974
FD-LC26-2460-3R-B-*	26"	60"	24"	\$3,362	\$3,761	\$4,117	\$3,974
FD-LC26-2466-3L-B-*	26"	66"	24"	\$3,565	\$3,964	\$4,320	\$4,178
FD-LC26-2466-3R-B-*	26"	66"	24"	\$3,565	\$3,964	\$4,320	\$4,178
FD-LC26-2472-3L-B-*	26"	72"	24"	\$3,761	\$4,156	\$4,514	\$4,371
FD-LC26-2472-3R-B-*	26"	72"	24"	\$3,761	\$4,156	\$4,514	\$4,371



# Two Section Credenza, Shelves & Shelves

with Feet



DESCRIPTION

Two section supporting credenza, 26" high, shelves and shelves with feet.

SPECIFICATION OPTIONS

**product #:** See charts below  
**top:** See page 25  
**casing:** See page 25  
**foot style:** Taper or Inset  
**support finish:** CW, BU, SV  
**grommet color:** CW, BU, SV

ORDER EXAMPLE

**product #:** FD-LC26-1836-4-F-N  
**top:** M13 Licorice  
**casing:** M13 Licorice  
**foot style:** Taper  
**support finish:** SV Silver  
**grommet color:** SV Silver

Options/Notes

Standard Includes

- Order power by replacing \* with:
  - ND for non-powered with no flip up access door
  - N for non-powered with flip up access door
  - E1 for single circuit power
  - E4 for 4-circuit power
- Shelving matches casing selection
- Top & side grommets are included with -N, -E1 and -E4 credenzas.
- Grommet color selection applies to both top and side grommets.
- No top or side grommets included with ND credenzas.

Order Separately

- Order additional electrical parts for powered credenza separately, see page 160

## SHELVES & SHELVES, with Feet, 18"D



PART #	HEIGHT	WIDTH	DEPTH	PRICE			
				ND	N	E1	E4
FD-LC26-1836-4-F-*	26"	36"	18"	\$1,284	\$1,671	\$2,067	\$1,925
FD-LC26-1842-4-F-*	26"	42"	18"	\$1,373	\$1,759	\$2,154	\$2,012
FD-LC26-1848-4-F-*	26"	48"	18"	\$1,482	\$1,866	\$2,263	\$2,120
FD-LC26-1854-4-F-*	26"	54"	18"	\$1,587	\$1,974	\$2,372	\$2,228
FD-LC26-1860-4-F-*	26"	60"	18"	\$1,695	\$2,082	\$2,479	\$2,337
FD-LC26-1866-4-F-*	26"	66"	18"	\$1,803	\$2,188	\$2,587	\$2,444
FD-LC26-1872-4-F-*	26"	72"	18"	\$1,910	\$2,296	\$2,695	\$2,552

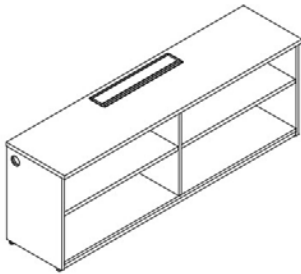
## SHELVES & SHELVES, with Feet, 24"D



PART #	HEIGHT	WIDTH	DEPTH	PRICE			
				ND	N	E1	E4
FD-LC26-2436-4-F-*	26"	36"	24"	\$1,497	\$1,881	\$2,281	\$2,138
FD-LC26-2442-4-F-*	26"	42"	24"	\$1,630	\$2,015	\$2,414	\$2,270
FD-LC26-2448-4-F-*	26"	48"	24"	\$1,762	\$2,147	\$2,546	\$2,402
FD-LC26-2454-4-F-*	26"	54"	24"	\$1,896	\$2,280	\$2,680	\$2,533
FD-LC26-2460-4-F-*	26"	60"	24"	\$2,029	\$2,412	\$2,811	\$2,667
FD-LC26-2466-4-F-*	26"	66"	24"	\$2,160	\$2,545	\$2,943	\$2,800
FD-LC26-2472-4-F-*	26"	72"	24"	\$2,292	\$2,678	\$3,075	\$2,932

# Two Section Credenza, Shelves & Shelves

with Base



DESCRIPTION

Two section supporting credenza, 26" high, shelves and shelves with base.

SPECIFICATION OPTIONS

**product #:** See charts below  
**top:** See page 25  
**casing:** See page 25  
**grommet color:** CW, BU, SV

ORDER EXAMPLE

**product #:** FD-LC26-1836-4-B-N  
**top:** M13 Licorice  
**casing:** M13 Licorice  
**grommet color:** SV Silver

Options/Notes

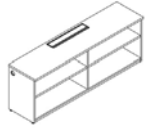
Standard Includes

- Order power by replacing \* with:
  - ND for non-powered with no flip up access door
  - N for non-powered with flip up access door
  - E1 for single circuit power
  - E4 for 4-circuit power
- Shelving matches casing selection
- Top & side grommets are included with -N, -E1 and -E4 credenzas.
- Grommet color selection applies to both top and side grommets.
- No top or side grommets included with ND credenzas.

Order Separately

- Order additional electrical parts for powered credenza separately, see page 160

## SHELVES & SHELVES, with Base, 18"D



PART #	HEIGHT	WIDTH	DEPTH	PRICE			
				ND	N	E1	E4
FD-LC26-1836-4-B-*	26"	36"	18"	\$1,179	\$1,565	\$1,959	\$1,815
FD-LC26-1842-4-B-*	26"	42"	18"	\$1,311	\$1,698	\$2,090	\$1,947
FD-LC26-1848-4-B-*	26"	48"	18"	\$1,426	\$1,812	\$2,205	\$2,059
FD-LC26-1854-4-B-*	26"	54"	18"	\$1,539	\$1,925	\$2,317	\$2,174
FD-LC26-1860-4-B-*	26"	60"	18"	\$1,653	\$2,039	\$2,432	\$2,288
FD-LC26-1866-4-B-*	26"	66"	18"	\$1,767	\$2,152	\$2,546	\$2,402
FD-LC26-1872-4-B-*	26"	72"	18"	\$1,880	\$2,265	\$2,660	\$2,517

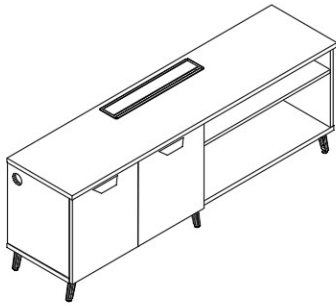
## SHELVES & SHELVES, with Base, 24"D



PART #	HEIGHT	WIDTH	DEPTH	PRICE			
				ND	N	E1	E4
FD-LC26-2436-4-B-*	26"	36"	24"	\$1,448	\$1,834	\$2,227	\$2,083
FD-LC26-2442-4-B-*	26"	42"	24"	\$1,585	\$1,972	\$2,364	\$2,222
FD-LC26-2448-4-B-*	26"	48"	24"	\$1,726	\$2,111	\$2,504	\$2,361
FD-LC26-2454-4-B-*	26"	54"	24"	\$1,864	\$2,249	\$2,641	\$2,498
FD-LC26-2460-4-B-*	26"	60"	24"	\$2,003	\$2,388	\$2,780	\$2,638
FD-LC26-2466-4-B-*	26"	66"	24"	\$2,141	\$2,526	\$2,922	\$2,776
FD-LC26-2472-4-B-*	26"	72"	24"	\$2,280	\$2,664	\$3,060	\$2,914

# Two Section Credenza, Doors & Shelves

with Feet



Left doors shown

DESCRIPTION

Two section supporting credenza, 26" high, doors and shelves with feet.

SPECIFICATION OPTIONS

**product #:** See charts below  
**top:** See page 25  
**casing:** See page 25  
**front:** See page 25  
**pull:** See page 21  
**foot style:** Taper or Inset  
**support finish:** CW, BU, SV  
**grommet color:** CW, BU, SV

ORDER EXAMPLE

**product #:** FD-LC26-1836-5L-F-N  
**top:** M13 Licorice  
**casing:** M13 Licorice  
**front:** M13 Licorice  
**pull:** Wedge, brushed aluminum  
**foot style:** Taper  
**support finish:** SV Silver  
**grommet color:** SV Silver

Options/Notes

Standard Includes

- Order L for left doors, or R for right doors
- Order power by replacing \* with:
  - ND for non-powered with no flip up access door
  - N for non-powered with flip up access door
  - E1 for single circuit power
  - E4 for 4-circuit power
- Shelving matches casing selection
- Top & side grommets are included with -N, -E1 and -E4 credenzas.
- Grommet color selection applies to both top and side grommets.
- No top or side grommets included with ND credenzas.
- Includes locks

Order Separately

- Order additional electrical parts for powered credenza separately, see page 160

## DOORS &amp; SHELVES, with Feet, 18"D



Left doors shown

PART #	HEIGHT	WIDTH	DEPTH	PRICE			
				ND	N	E1	E4
FD-LC26-1836-5L-F-*	26"	36"	18"	\$1,645	\$2,030	\$2,406	\$2,261
FD-LC26-1836-5R-F-*	26"	36"	18"	\$1,645	\$2,030	\$2,406	\$2,261
FD-LC26-1842-5L-F-*	26"	42"	18"	\$1,756	\$2,140	\$2,517	\$2,372
FD-LC26-1842-5R-F-*	26"	42"	18"	\$1,756	\$2,140	\$2,517	\$2,372
FD-LC26-1848-5L-F-*	26"	48"	18"	\$1,874	\$2,259	\$2,635	\$2,492
FD-LC26-1848-5R-F-*	26"	48"	18"	\$1,874	\$2,259	\$2,635	\$2,492
FD-LC26-1854-5L-F-*	26"	54"	18"	\$2,005	\$2,389	\$2,766	\$2,624
FD-LC26-1854-5R-F-*	26"	54"	18"	\$2,005	\$2,389	\$2,766	\$2,624
FD-LC26-1860-5L-F-*	26"	60"	18"	\$2,124	\$2,509	\$2,884	\$2,741
FD-LC26-1860-5R-F-*	26"	60"	18"	\$2,124	\$2,509	\$2,884	\$2,741
FD-LC26-1866-5L-F-*	26"	66"	18"	\$2,254	\$2,639	\$3,014	\$2,872
FD-LC26-1866-5R-F-*	26"	66"	18"	\$2,254	\$2,639	\$3,014	\$2,872
FD-LC26-1872-5L-F-*	26"	72"	18"	\$2,374	\$2,760	\$3,135	\$2,992
FD-LC26-1872-5R-F-*	26"	72"	18"	\$2,374	\$2,760	\$3,135	\$2,992

## DOORS &amp; SHELVES, with Feet, 24"D

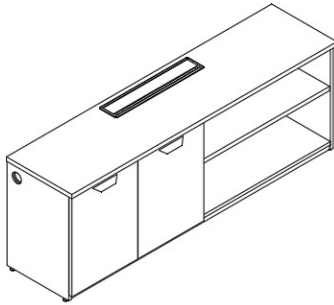


Left doors shown

PART #	HEIGHT	WIDTH	DEPTH	PRICE			
				ND	N	E1	E4
FD-LC26-2436-5L-F-*	26"	36"	24"	\$1,861	\$2,245	\$2,621	\$2,477
FD-LC26-2436-5R-F-*	26"	36"	24"	\$1,861	\$2,245	\$2,621	\$2,477
FD-LC26-2442-5L-F-*	26"	42"	24"	\$2,012	\$2,398	\$2,775	\$2,632
FD-LC26-2442-5R-F-*	26"	42"	24"	\$2,012	\$2,398	\$2,775	\$2,632
FD-LC26-2448-5L-F-*	26"	48"	24"	\$2,159	\$2,544	\$2,920	\$2,775
FD-LC26-2448-5R-F-*	26"	48"	24"	\$2,159	\$2,544	\$2,920	\$2,775
FD-LC26-2454-5L-F-*	26"	54"	24"	\$2,313	\$2,698	\$3,073	\$2,931
FD-LC26-2454-5R-F-*	26"	54"	24"	\$2,313	\$2,698	\$3,073	\$2,931
FD-LC26-2460-5L-F-*	26"	60"	24"	\$2,458	\$2,842	\$3,219	\$3,074
FD-LC26-2460-5R-F-*	26"	60"	24"	\$2,458	\$2,842	\$3,219	\$3,074
FD-LC26-2466-5L-F-*	26"	66"	24"	\$2,612	\$2,997	\$3,373	\$3,230
FD-LC26-2466-5R-F-*	26"	66"	24"	\$2,612	\$2,997	\$3,373	\$3,230
FD-LC26-2472-5L-F-*	26"	72"	24"	\$2,757	\$3,142	\$3,518	\$3,373
FD-LC26-2472-5R-F-*	26"	72"	24"	\$2,757	\$3,142	\$3,518	\$3,373

# Two Section Credenza, Doors & Shelves

with Base



Left doors shown

DESCRIPTION

Two section supporting credenza, 26" high, doors and shelves with base.

SPECIFICATION OPTIONS

**product #:** See charts below  
**top:** See page 25  
**casing:** See page 25  
**front:** See page 25  
**pull:** See page 21  
**grommet color:** CW, BU, SV

ORDER EXAMPLE

**product #:** FD-LC26-1836-5L-B-N  
**top:** M13 Licorice  
**casing:** M13 Licorice  
**front:** M13 Licorice  
**pull:** Wedge, brushed aluminum  
**grommet color:** SV Silver

Options/Notes

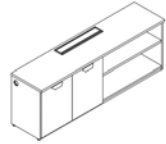
Standard Includes

- Order L for left doors, or R for right doors
- Order power by replacing \* with:
  - ND for non-powered with no flip up access door
  - N for non-powered with flip up access door
  - E1 for single circuit power
  - E4 for 4-circuit power
- Shelving matches casing selection
- Top & side grommets are included with -N, -E1 and -E4 credenzas.
- Grommet color selection applies to both top and side grommets.
- No top or side grommets included with ND credenzas.
- Includes locks

Order Separately

- Order additional electrical parts for powered credenza separately, see page 160

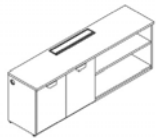
## DOORS &amp; SHELVES, with Base, 18"D



Left doors shown

PART #	HEIGHT	WIDTH	DEPTH	PRICE			
				ND	N	E1	E4
FD-LC26-1836-5L-B-*	26"	36"	18"	\$1,530	\$1,888	\$2,309	\$2,166
FD-LC26-1836-5R-B-*	26"	36"	18"	\$1,530	\$1,888	\$2,309	\$2,166
FD-LC26-1842-5L-B-*	26"	42"	18"	\$1,685	\$2,042	\$2,462	\$2,319
FD-LC26-1842-5R-B-*	26"	42"	18"	\$1,685	\$2,042	\$2,462	\$2,319
FD-LC26-1848-5L-B-*	26"	48"	18"	\$1,808	\$2,167	\$2,587	\$2,444
FD-LC26-1848-5R-B-*	26"	48"	18"	\$1,808	\$2,167	\$2,587	\$2,444
FD-LC26-1854-5L-B-*	26"	54"	18"	\$1,945	\$2,303	\$2,722	\$2,580
FD-LC26-1854-5R-B-*	26"	54"	18"	\$1,945	\$2,303	\$2,722	\$2,580
FD-LC26-1860-5L-B-*	26"	60"	18"	\$2,070	\$2,427	\$2,848	\$2,706
FD-LC26-1860-5R-B-*	26"	60"	18"	\$2,070	\$2,427	\$2,848	\$2,706
FD-LC26-1866-5L-B-*	26"	66"	18"	\$2,206	\$2,563	\$2,984	\$2,841
FD-LC26-1866-5R-B-*	26"	66"	18"	\$2,206	\$2,563	\$2,984	\$2,841
FD-LC26-1872-5L-B-*	26"	72"	18"	\$2,330	\$2,688	\$3,109	\$2,966
FD-LC26-1872-5R-B-*	26"	72"	18"	\$2,330	\$2,688	\$3,109	\$2,966

## DOORS &amp; SHELVES, with Base, 24"D



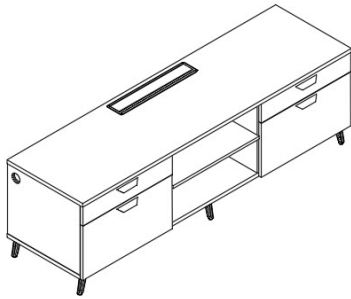
Left doors shown

PART #	HEIGHT	WIDTH	DEPTH	PRICE			
				ND	N	E1	E4
FD-LC26-2436-5L-B-*	26"	36"	24"	\$1,800	\$2,157	\$2,578	\$2,435
FD-LC26-2436-5R-B-*	26"	36"	24"	\$1,800	\$2,157	\$2,578	\$2,435
FD-LC26-2442-5L-B-*	26"	42"	24"	\$1,959	\$2,316	\$2,739	\$2,595
FD-LC26-2442-5R-B-*	26"	42"	24"	\$1,959	\$2,316	\$2,739	\$2,595
FD-LC26-2448-5L-B-*	26"	48"	24"	\$2,110	\$2,466	\$2,888	\$2,743
FD-LC26-2448-5R-B-*	26"	48"	24"	\$2,110	\$2,466	\$2,888	\$2,743
FD-LC26-2454-5L-B-*	26"	54"	24"	\$2,270	\$2,627	\$3,048	\$2,905
FD-LC26-2454-5R-B-*	26"	54"	24"	\$2,270	\$2,627	\$3,048	\$2,905
FD-LC26-2460-5L-B-*	26"	60"	24"	\$2,419	\$2,776	\$3,199	\$3,054
FD-LC26-2460-5R-B-*	26"	60"	24"	\$2,419	\$2,776	\$3,199	\$3,054
FD-LC26-2466-5L-B-*	26"	66"	24"	\$2,580	\$2,937	\$3,358	\$3,215
FD-LC26-2466-5R-B-*	26"	66"	24"	\$2,580	\$2,937	\$3,358	\$3,215
FD-LC26-2472-5L-B-*	26"	72"	24"	\$2,730	\$3,087	\$3,507	\$3,364
FD-LC26-2472-5R-B-*	26"	72"	24"	\$2,730	\$3,087	\$3,507	\$3,364



## Three Section Credenza, Center Shelves & Drawers

with Feet



### DESCRIPTION

Three section supporting credenza, 26" high, center shelves & drawers with feet.

### SPECIFICATION OPTIONS

**product #:** See charts below  
**top:** See page 25  
**casing:** See page 25  
**front:** See page 25  
**pull:** See page 21  
**foot style:** Taper or Inset  
**Support finish:** CW, BU, SV  
**grommet color:** CW, BU, SV

### ORDER EXAMPLE

**product #:** FD-LC26-2478-1-F-N  
**top:** M13 Licorice  
**casing:** M13 Licorice  
**front:** M13 Licorice  
**pull:** Wedge, brushed aluminum  
**foot style:** Taper  
**Support finish:** SV Silver  
**grommet color:** SV Silver

### Options/Notes

#### Standard Includes

- Order power by replacing \* with:
  - ND for non-powered with no flip up access door
  - N for non-powered with flip up access door
  - E1 for single circuit power
  - E4 for 4-circuit power
- Shelving matches casing selection
- Top & side grommets are included with -N, -E1 and -E4 credenzas.
- Grommet color selection applies to both top and side grommets.
- No top or side grommets included with ND credenzas.
- Includes locks

#### Order Separately

- Order additional electrical parts for powered credenza separately, see page 160
- Each lock core will be randomly keyed. Order key-alike separately on page 245

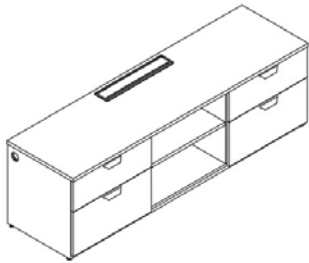
## CENTER SHELVES & DRAWERS, with Feet, 24"D



PART #	HEIGHT	WIDTH	DEPTH	PRICE			
				ND	N	E1	E4
FD-LC26-2478-1-F-*	26"	78"	24"	\$4,339	\$4,726	\$5,126	\$4,983
FD-LC26-2484-1-F-*	26"	84"	24"	\$4,483	\$4,870	\$5,270	\$5,126

Three Section Credenza, Center Shelves & Drawers

with Base



DESCRIPTION

Three section supporting credenza, 26" high, center shelves & drawers with base.

SPECIFICATION OPTIONS

**product #:** See charts below  
**top:** See page 25  
**casing:** See page 25  
**front:** See page 25  
**pull:** See page 21  
**grommet color:** CW, BU, SV

ORDER EXAMPLE

**product #:** FD-LC26-2478-1-B-N  
**top:** M13 Licorice  
**casing:** M13 Licorice  
**front:** M13 Licorice  
**pull:** Wedge, brushed aluminum  
**grommet color:** SV Silver

Options/Notes

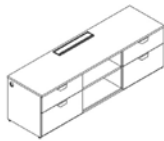
Standard Includes

- Order power by replacing \* with:
  - ND for non-powered with no flip up access door
  - N for non-powered with flip up access door
  - E1 for single circuit power
  - E4 for 4-circuit power
- Shelving matches casing selection
- Top & side grommets are included with -N, -E1 and -E4 credenzas.
- Grommet color selection applies to both top and side grommets.
- No top or side grommets included with ND credenzas.
- Includes locks

Order Separately

- Order additional electrical parts for powered credenza separately, see page 160
- Each lock core will be randomly keyed. Order key-alike separately on page 245

CENTER SHELVES & DRAWERS, with Base, 24"D



PART #	HEIGHT	WIDTH	DEPTH	PRICE			
				ND	N	E1	E4
FD-LC26-2478-1-B*	26"	78"	24"	\$4,366	\$4,756	\$5,153	\$5,010
FD-LC26-2484-1-B*	26"	84"	24"	\$4,522	\$4,912	\$5,310	\$5,166

## Three Section Credenza, Center Shelves, Drawers & Doors

with Feet



Right drawers shown

### DESCRIPTION

Three section supporting credenza, 26" high, center shelves & drawers & doors with feet.

### SPECIFICATION OPTIONS

**product #:** See charts below  
**top:** See page 25  
**casing:** See page 25  
**front:** See page 25  
**pull:** See page 21  
**foot style:** Taper or Inset  
**support finish:** CW, BU, SV  
**grommet color:** CW, BU, SV

### ORDER EXAMPLE

**product #:** FD-LC26-2478-2L-F-N  
**top:** M13 Licorice  
**casing:** M13 Licorice  
**front:** M13 Licorice  
**pull:** Wedge, brushed aluminum  
**foot style:** Taper  
**support finish:** SV Silver  
**grommet color:** SV Silver

### Options/Notes

#### Standard Includes

- Order L for left drawer or R for right drawer
- Order power by replacing \* with:
  - ND for non-powered with no flip up access door
  - N for non-powered with flip up access door
  - E1 for single circuit power
  - E4 for 4-circuit power
- Shelving matches casing selection
- Top & side grommets are included with -N, -E1 and -E4 credenzas.
- Grommet color selection applies to both top and side grommets.
- No top or side grommets included with ND credenzas.
- Includes locks

#### Order Separately

- Order additional electrical parts for powered credenza separately, see page 160
- Each lock core will be randomly keyed. Order key-alike separately on page 245

## CENTER SHELVES, DRAWERS & DOORS, with Feet, 24"D

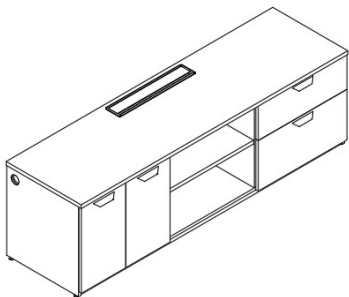


Right drawers shown

PART #	HEIGHT	WIDTH	DEPTH	PRICE			
				ND	N	E1	E4
FD-LC26-2478-2L-F*	26"	78"	24"	\$3,856	\$4,242	\$4,695	\$4,554
FD-LC26-2478-2R-F*	26"	78"	24"	\$3,856	\$4,242	\$4,695	\$4,554
FD-LC26-2484-2L-F*	26"	84"	24"	\$4,005	\$4,392	\$4,846	\$4,701
FD-LC26-2484-2R-F*	26"	84"	24"	\$4,005	\$4,392	\$4,846	\$4,701

# Three Section Credenza, Center Shelves, Drawers & Doors

with Base



Right drawers shown

DESCRIPTION

Three section supporting credenza, 26" high, center shelves & drawers & doors with base.

SPECIFICATION OPTIONS

**product #:** See charts below  
**top:** See page 25  
**casing:** See page 25  
**front:** See page 25  
**pull:** See page 21  
**grommet color:** CW, BU, SV

ORDER EXAMPLE

**product #:** FD-LC26-2478-2L-B-N  
**top:** M13 Licorice  
**casing:** M13 Licorice  
**front:** M13 Licorice  
**pull:** Wedge, brushed aluminum  
**grommet color:** SV Silver

Options/Notes

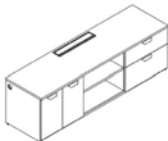
Standard Includes

- Order L for left drawer or R for right drawer
- Order power by replacing \* with:
  - ND for non-powered with no flip up access door
  - N for non-powered with flip up access door
  - E1 for single circuit power
  - E4 for 4-circuit power
- Shelving matches casing selection
- Top & side grommets are included with -N, -E1 and -E4 credenzas.
- Grommet color selection applies to both top and side grommets.
- No top or side grommets included with ND credenzas.
- Includes locks

Order Separately

- Order additional electrical parts for powered credenza separately, see page 160
- Each lock core will be randomly keyed. Order key-alike separately on page 245

## CENTER SHELVES, DRAWERS & DOORS, with Base, 24"D

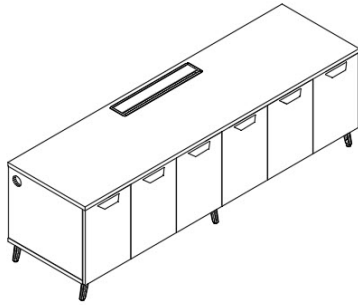


Right drawers shown

PART #	HEIGHT	WIDTH	DEPTH	PRICE			
				ND	N	E1	E4
FD-LC26-2478-2L-B*	26"	78"	24"	\$3,869	\$4,255	\$4,655	\$4,510
FD-LC26-2478-2R-B*	26"	78"	24"	\$3,869	\$4,255	\$4,655	\$4,510
FD-LC26-2484-2L-B*	26"	84"	24"	\$4,026	\$4,414	\$4,812	\$4,668
FD-LC26-2484-2R-B*	26"	84"	24"	\$4,026	\$4,414	\$4,812	\$4,668

## Three Section Credenza, Triple Doors

with Feet



### DESCRIPTION

Three section supporting credenza, 26" high, triple doors with feet.

### SPECIFICATION OPTIONS

**product #:** See charts below  
**top:** See page 25  
**casing:** See page 25  
**front:** See page 25  
**pull:** See page 21  
**foot style:** Taper or Inset  
**support finish:** CW, BU, SV  
**grommet color:** CW, BU, SV

### ORDER EXAMPLE

**product #:** FD-LC26-2478-3-F-N  
**top:** M13 Licorice  
**casing:** M13 Licorice  
**front:** M13 Licorice  
**pull:** Wedge, brushed aluminum  
**foot style:** Taper  
**support finish:** SV Silver  
**grommet color:** SV Silver

### Options/Notes

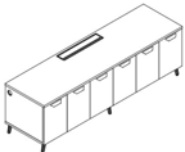
#### Standard Includes

- Order power by replacing \* with:
  - ND for non-powered with no flip up access door
  - N for non-powered with flip up access door
  - E1 for single circuit power
  - E4 for 4-circuit power
- Shelving matches casing selection
- Top & side grommets are included with -N, -E1 and -E4 credenzas.
- Grommet color selection applies to both top and side grommets.
- No top or side grommets included with ND credenzas.
- Includes locks

#### Order Separately

- Order additional electrical parts for powered credenza separately, see page 160
- Each lock core will be randomly keyed. Order key-alike separately on page 245

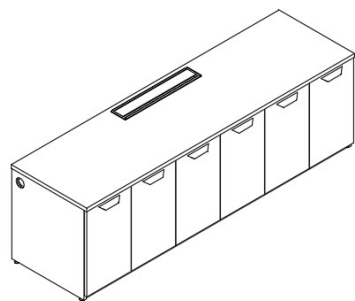
## TRIPLE DOORS, with Feet, 24"D



PART #	HEIGHT	WIDTH	DEPTH	PRICE			
				ND	N	E1	E4
FD-LC26-2478-3-F*	26"	78"	24"	\$3,565	\$3,745	\$4,352	\$4,210
FD-LC26-2484-3-F*	26"	84"	24"	\$3,721	\$3,901	\$4,508	\$4,366

Three Section Credenza, Triple Doors

with Base



DESCRIPTION

Three section supporting credenza, 26" high, triple doors with base.

SPECIFICATION OPTIONS

**product #:** See charts below  
**top:** See page 25  
**casing:** See page 25  
**front:** See page 25  
**pull:** See page 21  
**grommet color:** CW, BU, SV

ORDER EXAMPLE

**product #:** FD-LC26-2478-3-B-N  
**top:** M13 Licorice  
**casing:** M13 Licorice  
**front:** M13 Licorice  
**pull:** Wedge, brushed aluminum  
**grommet color:** SV Silver

Options/Notes

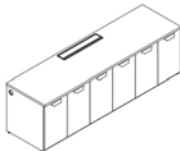
Standard Includes

- Order power by replacing \* with:
  - ND for non-powered with no flip up access door
  - N for non-powered with flip up access door
  - E1 for single circuit power
  - E4 for 4-circuit power
- Shelving matches casing selection
- Top & side grommets are included with -N, -E1 and -E4 credenzas.
- Grommet color selection applies to both top and side grommets.
- No top or side grommets included with ND credenzas.
- Includes locks

Order Separately

- Order additional electrical parts for powered credenza separately, see page 160
- Each lock core will be randomly keyed. Order key-alike separately on page 245

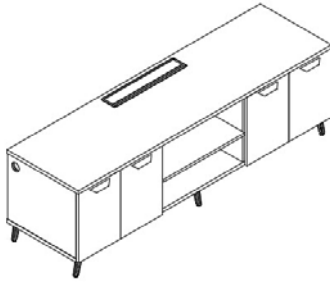
TRIPLE DOORS, with Base, 24"D



PART #	HEIGHT	WIDTH	DEPTH	PRICE			
				ND	N	E1	E4
FD-LC26-2478-3-B*	26"	78"	24"	\$3,530	\$3,919	\$4,317	\$4,175
FD-LC26-2484-3-B*	26"	84"	24"	\$3,691	\$4,079	\$4,478	\$4,334

## Three Section Credenza, Center Shelves & Doors

with Feet



### DESCRIPTION

Three section supporting credenza, 26" high, center shelves and doors with feet.

### SPECIFICATION OPTIONS

**product #:** See charts below  
**top:** See page 25  
**casing:** See page 25  
**front:** See page 25  
**pull:** See page 21  
**foot style:** Taper or Inset  
**support finish:** CW, BU, SV  
**grommet color:** CW, BU, SV

### ORDER EXAMPLE

**product #:** FD-LC26-2478-4-F-N  
**top:** M13 Licorice  
**casing:** M13 Licorice  
**front:** M13 Licorice  
**pull:** Wedge, brushed aluminum  
**foot style:** Taper  
**support finish:** SV Silver  
**grommet color:** SV Silver

### Options/Notes

#### Standard Includes

- Order power by replacing \* with:
  - ND for non-powered with no flip up access door
  - N for non-powered with flip up access door
  - E1 for single circuit power
  - E4 for 4-circuit power
- Shelving matches casing selection
- Top & side grommets are included with -N, -E1 and -E4 credenzas.
- Grommet color selection applies to both top and side grommets.
- No top or side grommets included with ND credenzas.
- Includes locks

#### Order Separately

- Order additional electrical parts for powered credenza separately, see page 160
- Each lock core will be randomly keyed. Order key-alike separately on page 245

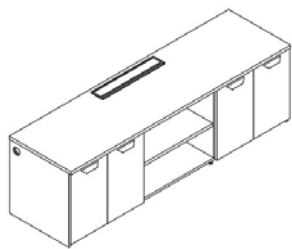
### CENTER SHELVES & DOORS with Feet, 24"D



PART #	HEIGHT	WIDTH	DEPTH	PRICE			
				ND	N	E1	E4
FD-LC26-2478-4-F*	26"	78"	24"	\$3,364	\$3,752	\$4,151	\$4,008
FD-LC26-2484-4-F*	26"	84"	24"	\$3,522	\$3,910	\$4,309	\$4,167

Three Section Credenza, Center Shelves & Doors

with Base



DESCRIPTION

Three section supporting credenza, 26" high, center shelves and doors with base.

SPECIFICATION OPTIONS

**product #:** See charts below  
**top:** See page 25  
**casing:** See page 25  
**front:** See page 25  
**pull:** See page 21  
**grommet color:** CW, BU, SV

ORDER EXAMPLE

**product #:** FD-LC26-2478-4-B-N  
**top:** M13 Licorice  
**casing:** M13 Licorice  
**front:** M13 Licorice  
**pull:** Wedge, brushed aluminum  
**grommet color:** SV Silver

Options/Notes

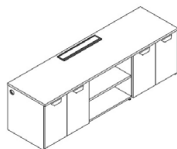
Standard Includes

- Order power by replacing \* with:
  - ND for non-powered with no flip up access door
  - N for non-powered with flip up access door
  - E1 for single circuit power
  - E4 for 4-circuit power
- Shelving matches casing selection
- Top & side grommets are included with -N, -E1 and -E4 credenzas.
- Grommet color selection applies to both top and side grommets.
- No top or side grommets included with ND credenzas.
- Includes locks

Order Separately

- Order additional electrical parts for powered credenza separately, see page 160
- Each lock core will be randomly keyed. Order key-alike separately on page 245

CENTER SHELVES & DOORS, with Base, 24"D

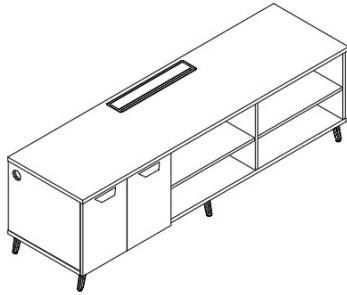


PART #	HEIGHT	WIDTH	DEPTH	PRICE			
				ND	N	E1	E4
FD-LC26-2478-4-B*	26"	78"	24"	\$3,332	\$3,720	\$4,119	\$3,974
FD-LC26-2484-4-B*	26"	84"	24"	\$3,528	\$3,918	\$4,315	\$4,174



## Three Section Credenza, Center Shelves, Doors & Shelves

with Feet



Left doors shown

### DESCRIPTION

Three section supporting credenza, 26" high, center shelves, doors & shelves with feet.

### SPECIFICATION OPTIONS

**product #:** See charts below  
**top:** See page 25  
**casing:** See page 25  
**front:** See page 25  
**pull:** See page 21  
**foot style:** Taper or Inset  
**support finish:** CW, BU, SV  
**grommet color:** CW, BU, SV

### ORDER EXAMPLE

**product #:** FD-LC26-2478-5L-F-N  
**top:** M13 Licorice  
**casing:** M13 Licorice  
**front:** M13 Licorice  
**pull:** Wedge, brushed aluminum  
**foot style:** Taper  
**support finish:** SV Silver  
**grommet color:** SV Silver

### Options/Notes

#### Standard Includes

- Order L for left doors or R for right doors
- Order power by replacing \* with:
  - ND for non-powered with no flip up access door
  - N for non-powered with flip up access door
  - E1 for single circuit power
  - E4 for 4-circuit power
- Shelving matches casing selection
- Top & side grommets are included with -N, -E1 and -E4 credenzas.
- Grommet color selection applies to both top and side grommets.
- No top or side grommets included with ND credenzas.
- Includes locks

#### Order Separately

- Order additional electrical parts for powered credenza separately, see page 160
- Each lock core will be randomly keyed. Order key-alike separately on page 245

## CENTER SHELVES, DOORS & SHELVES, with Feet, 24"D

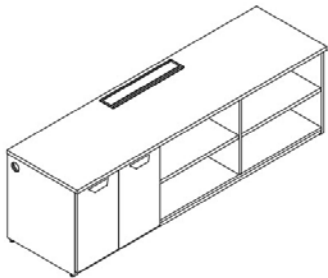


Left doors shown

PART #	HEIGHT	WIDTH	DEPTH	PRICE			
				ND	N	E1	E4
FD-LC26-2478-5L-F*	26"	78"	24"	\$2,972	\$3,361	\$3,757	\$3,615
FD-LC26-2478-5R-F*	26"	78"	24"	\$2,972	\$3,361	\$3,757	\$3,615
FD-LC26-2484-5L-F*	26"	84"	24"	\$3,115	\$3,505	\$3,903	\$3,761
FD-LC26-2484-5R-F*	26"	84"	24"	\$3,115	\$3,505	\$3,903	\$3,761

Three Section Credenza, Center Shelves, Doors & Shelves

with Base



Left doors shown

DESCRIPTION

Three section supporting credenza, 26" high, center shelves, doors & shelves with base.

SPECIFICATION OPTIONS

**product #:** See charts below  
**top:** See page 25  
**casing:** See page 25  
**front:** See page 25  
**pull:** See page 21  
**grommet color:** CW, BU, SV

ORDER EXAMPLE

**product #:** FD-LC26-2478-5L-B-N  
**top:** M13 Licorice  
**casing:** M13 Licorice  
**front:** M13 Licorice  
**pull:** Wedge, brushed aluminum  
**grommet color:** SV Silver

Options/Notes

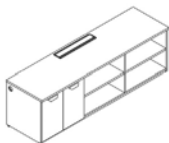
Standard Includes

- Order L for left doors or R for right doors
- Order power by replacing \* with:
  - ND for non-powered with no flip up access door
  - N for non-powered with flip up access door
  - E1 for single circuit power
  - E4 for 4-circuit power
- Shelving matches casing selection
- Top & side grommets are included with -N, -E1 and -E4 credenzas.
- Grommet color selection applies to both top and side grommets.
- No top or side grommets included with ND credenzas.
- Includes lock

Order Separately

- Order additional electrical parts for powered credenza separately, see page 160

CENTER SHELVES, DOORS & SHELVES, with Base, 24"D



Left doors shown

PART #	HEIGHT	WIDTH	DEPTH	PRICE			
				ND	N	E1	E4
FD-LC26-2478-5L-B*	26"	78"	24"	\$2,976	\$3,362	\$3,762	\$3,617
FD-LC26-2478-5R-B*	26"	78"	24"	\$2,976	\$3,362	\$3,762	\$3,617
FD-LC26-2484-5L-B*	26"	84"	24"	\$3,124	\$3,512	\$3,910	\$3,767
FD-LC26-2484-5R-B*	26"	84"	24"	\$3,124	\$3,512	\$3,910	\$3,767

## Three Section Credenza, Center Doors & Drawers

with Feet



### DESCRIPTION

Three section supporting credenza, 26" high, center doors & drawers with feet.

### SPECIFICATION OPTIONS

**product #:** See charts below  
**top:** See page 25  
**casing:** See page 25  
**front:** See page 25  
**pull:** See page 21  
**foot style:** Taper or Inset  
**support finish:** CW, BU, SV  
**grommet color:** CW, BU, SV

### ORDER EXAMPLE

**product #:** FD-LC26-2478-6-F-N  
**top:** M13 Licorice  
**casing:** M13 Licorice  
**front:** M13 Licorice  
**pull:** Wedge, brushed aluminum  
**foot style:** Taper  
**support finish:** SV Silver  
**grommet color:** SV Silver

### Options/Notes

#### Standard Includes

- Order power by replacing \* with:
  - ND for non-powered with no flip up access door
  - N for non-powered with flip up access door
  - E1 for single circuit power
  - E4 for 4-circuit power
- Shelving matches casing selection
- Top & side grommets are included with -N, -E1 and -E4 credenzas.
- Grommet color selection applies to both top and side grommets.
- No top or side grommets included with ND credenzas.
- Includes locks

#### Order Separately

- Order additional electrical parts for powered credenza separately, see page 160
- Each lock core will be randomly keyed. Order key-alike separately on page 245

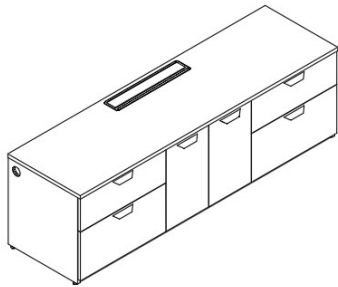
## CENTER DOORS & DRAWERS, with Feet, 24"D



PART #	HEIGHT	WIDTH	DEPTH	PRICE			
				ND	N	E1	E4
FD-LC26-2478-6-F*	26"	78"	24"	\$4,651	\$5,037	\$5,437	\$5,295
FD-LC26-2484-6-F*	26"	84"	24"	\$4,806	\$5,192	\$5,592	\$5,450

Three Section Credenza, Center Doors & Drawers

with Base



DESCRIPTION

Three section supporting credenza, 26" high, center doors & drawers with base.

SPECIFICATION OPTIONS

**product #:** See charts below  
**top:** See page 25  
**casing:** See page 25  
**front:** See page 25  
**pull:** See page 21  
**grommet color:** CW, BU, SV

ORDER EXAMPLE

**product #:** FD-LC26-2478-6-B-N  
**top:** M13 Licorice  
**casing:** M13 Licorice  
**front:** M13 Licorice  
**pull:** Wedge, brushed aluminum  
**grommet color:** SV Silver

Options/Notes

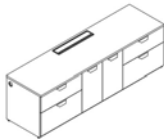
Standard Includes

- Order power by replacing \* with:
  - ND for non-powered with no flip up access door
  - N for non-powered with flip up access door
  - E1 for single circuit power
  - E4 for 4-circuit power
- Shelving matches casing selection
- Top & side grommets are included with -N, -E1 and -E4 credenzas.
- Grommet color selection applies to both top and side grommets.
- No top or side grommets included with ND credenzas.
- Includes locks

Order Separately

- Order additional electrical parts for powered credenza separately, see page 160
- Each lock core will be randomly keyed. Order key-alike separately on page 245

CENTER DOORS & DRAWERS, with Base, 24"D



PART #	HEIGHT	WIDTH	DEPTH	PRICE			
				ND	N	E1	E4
FD-LC26-2478-6-B*	26"	78"	24"	\$4,642	\$5,029	\$5,428	\$5,284
FD-LC26-2484-6-B*	26"	84"	24"	\$4,805	\$5,193	\$5,591	\$5,449

## Three Section Credenza, Center Doors, Drawers & Shelves

with Feet



Left drawers shown

### DESCRIPTION

Three section supporting credenza, 26" high, center doors, drawers & shelves with feet.

### SPECIFICATION OPTIONS

**product #:** See charts below  
**top:** See page 25  
**casing:** See page 25  
**front:** See page 25  
**pull:** See page 21  
**foot style:** Taper or Inset  
**support finish:** CW, BU, SV  
**grommet color:** CW, BU, SV

### ORDER EXAMPLE

**product #:** FD-LC26-2478-7L-F-N  
**top:** M13 Licorice  
**casing:** M13 Licorice  
**front:** M13 Licorice  
**pull:** Wedge, brushed aluminum  
**foot style:** Taper  
**support finish:** SV Silver  
**grommet color:** SV Silver

### Options/Notes

#### Standard Includes

- Order L for left drawer or R for right drawer
- Order power by replacing \* with:
  - ND for non-powered with no flip up access door
  - N for non-powered with flip up access door
  - E1 for single circuit power
  - E4 for 4-circuit power
- Shelving matches casing selection
- Top & side grommets are included with -N, -E1 and -E4 credenzas.
- Grommet color selection applies to both top and side grommets.
- No top or side grommets included with ND credenzas.
- Includes locks

#### Order Separately

- Order additional electrical parts for powered credenza separately, see page 160
- Each lock core will be randomly keyed. Order key-alike separately on page 245

## CENTER DOORS, DRAWERS & SHELVES, with Feet, 24"D

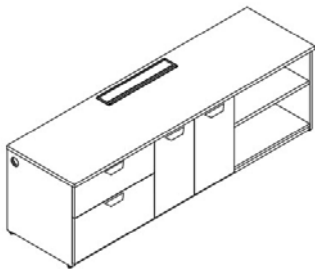


Left drawers shown

PART #	HEIGHT	WIDTH	DEPTH	PRICE			
				ND	N	E1	E4
FD-LC26-2478-7L-F*	26"	78"	24"	\$3,815	\$4,202	\$4,602	\$4,455
FD-LC26-2478-7R-F*	26"	78"	24"	\$3,815	\$4,202	\$4,602	\$4,455
FD-LC26-2484-7L-F*	26"	84"	24"	\$3,962	\$4,349	\$4,749	\$4,605
FD-LC26-2484-7R-F*	26"	84"	24"	\$3,962	\$4,349	\$4,749	\$4,605

Three Section Credenza, Center Doors, Drawers & Shelves

with Base



Left drawers shown

DESCRIPTION

Three section supporting credenza, 26" high, center doors, drawers & shelves with base.

SPECIFICATION OPTIONS

**product #:** See charts below  
**top:** See page 25  
**casing:** See page 25  
**front:** See page 25  
**pull:** See page 21  
**grommet color:** CW, BU, SV

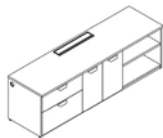
ORDER EXAMPLE

**product #:** FD-LC26-2478-7L-B-N  
**top:** M13 Licorice  
**casing:** M13 Licorice  
**front:** M13 Licorice  
**pull:** Wedge, brushed aluminum  
**grommet color:** SV Silver

Options/Notes

- Standard Includes**
- Order L for left drawer or R for right drawer
  - Order power by replacing \* with:
    - ND for non-powered with no flip up access door
    - N for non-powered with flip up access door
    - E1 for single circuit power
    - E4 for 4-circuit power
  - Shelving matches casing selection
  - Top & side grommets are included with -N, -E1 and -E4 credenzas.
  - Grommet color selection applies to both top and side grommets.
  - No top or side grommets included with ND credenzas.
  - Includes locks
- Order Separately**
- Order additional electrical parts for powered credenza separately, see page 160
  - Each lock core will be randomly keyed. Order key-alike separately on page 245

CENTER DOORS, DRAWERS & SHELVES, with Base, 24"D

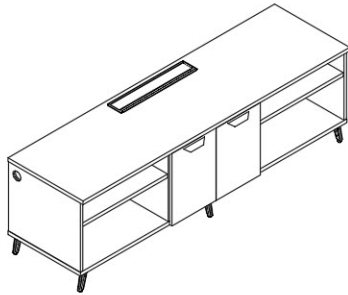


Left drawers shown

PART #	HEIGHT	WIDTH	DEPTH	PRICE			
				ND	N	E1	E4
FD-LC26-2478-7L-B*	26"	78"	24"	\$3,790	\$4,177	\$4,576	\$4,432
FD-LC26-2478-7R-B*	26"	78"	24"	\$3,790	\$4,177	\$4,576	\$4,432
FD-LC26-2484-7L-B*	26"	84"	24"	\$3,945	\$4,334	\$4,732	\$4,588
FD-LC26-2484-7R-B*	26"	84"	24"	\$3,945	\$4,334	\$4,732	\$4,588

## Three Section Credenza, Center Doors & Shelves

with Feet



### DESCRIPTION

Three section supporting credenza, 26" high, center doors and shelves with feet.

### SPECIFICATION OPTIONS

**product #:** See charts below  
**top:** See page 25  
**casing:** See page 25  
**front:** See page 25  
**pull:** See page 21  
**foot style:** Taper or Inset  
**support finish:** CW, BU, SV  
**grommet color:** CW, BU, SV

### ORDER EXAMPLE

**product #:** FD-LC26-2478-8-F-N  
**top:** M13 Licorice  
**casing:** M13 Licorice  
**front:** M13 Licorice  
**pull:** Wedge, brushed aluminum  
**foot style:** Taper  
**support finish:** SV Silver  
**grommet color:** SV Silver

### Options/Notes

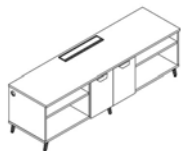
#### Standard Includes

- Order power by replacing \* with:
  - ND for non-powered with no flip up access door
  - N for non-powered with flip up access door
  - E1 for single circuit power
  - E4 for 4-circuit power
- Shelving matches casing selection
- Top & side grommets are included with -N, -E1 and -E4 credenzas.
- Grommet color selection applies to both top and side grommets.
- No top or side grommets included with ND credenzas.
- Includes lock

#### Order Separately

- Order additional electrical parts for powered credenza separately, see page 160

## CENTER DOORS & SHELVES, with Feet, 24"D

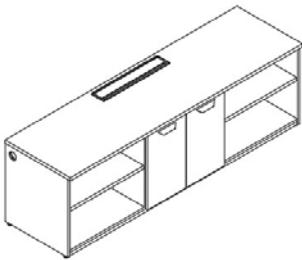


PART #	HEIGHT	WIDTH	DEPTH	PRICE			
				ND	N	E1	E4
FD-LC26-2478-8-F*	26"	78"	24"	\$2,972	\$3,361	\$3,757	\$3,615
FD-LC26-2484-8-F*	26"	84"	24"	\$3,115	\$3,505	\$3,903	\$3,761

L drawers shown

Three Section Credenza, Center Doors & Shelves

with Base



DESCRIPTION

Three section supporting credenza, 26" high, center doors and shelves with base.

SPECIFICATION OPTIONS

**product #:** See charts below  
**top:** See page 25  
**casing:** See page 25  
**front:** See page 25  
**pull:** See page 21  
**grommet color:** CW, BU, SV

ORDER EXAMPLE

**product #:** FD-LC26-2478-8-B-N  
**top:** M13 Licorice  
**casing:** M13 Licorice  
**front:** M13 Licorice  
**pull:** Wedge, brushed aluminum  
**grommet color:** SV Silver

Options/Notes

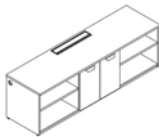
Standard Includes

- Order power by replacing \* with:
  - ND for non-powered with no flip up access door
  - N for non-powered with flip up access door
  - E1 for single circuit power
  - E4 for 4-circuit power
- Shelving matches casing selection
- Top & side grommets are included with -N, -E1 and -E4 credenzas.
- Grommet color selection applies to both top and side grommets.
- No top or side grommets included with ND credenzas.
- Includes lock

Order Separately

- Order additional electrical parts for powered credenza separately, see page 160

CENTER DOORS & SHELVES, with Base, 24"D



PART #	HEIGHT	WIDTH	DEPTH	PRICE			
				ND	N	E1	E4
FD-LC26-2478-8-B*	26"	78"	24"	\$2,936	\$3,325	\$3,723	\$3,581
FD-LC26-2484-8-B*	26"	84"	24"	\$3,086	\$3,475	\$3,873	\$3,729



## Three Section Credenza, Open Shelf & Double Drawers

with Feet



Right drawers shown

### DESCRIPTION

Three section supporting credenza, 26" high, open shelf & double drawers with feet.

### SPECIFICATION OPTIONS

**product #:** See charts below  
**top:** See page 25  
**casing:** See page 25  
**front:** See page 25  
**pull:** See page 21  
**foot style:** Taper or Inset  
**support finish:** CW, BU, SV  
**grommet color:** CW, BU, SV

### ORDER EXAMPLE

**product #:** FD-LC26-2478-9L-F-N  
**top:** M13 Licorice  
**casing:** M13 Licorice  
**front:** M13 Licorice  
**pull:** Wedge, brushed aluminum  
**foot style:** Taper  
**support finish:** SV Silver  
**grommet color:** SV Silver

### Options/Notes

#### Standard Includes

- Order L for left drawers, or R for right drawer
- Order power by replacing \* with:
  - ND for non-powered with no flip up access door
  - N for non-powered with flip up access door
  - E1 for single circuit power
  - E4 for 4-circuit power
- Shelving matches casing selection
- Top & side grommets are included with -N, -E1 and -E4 credenzas.
- Grommet color selection applies to both top and side grommets.
- No top or side grommets included with ND credenzas.
- Includes locks

#### Order Separately

- Order additional electrical parts for powered credenza separately, see page 160
- Each lock core will be randomly keyed. Order key-alike separately on page 245

### OPEN SHELF & DOUBLE DRAWERS, with Feet, 24"D

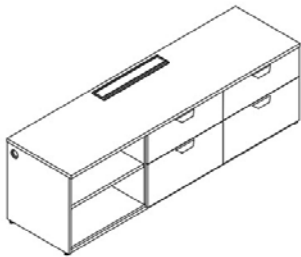


Right drawers shown

PART #	HEIGHT	WIDTH	DEPTH	PRICE			
				ND	N	E1	E4
FD-LC26-2478-9L-F*	26"	78"	24"	\$4,262	\$4,647	\$5,128	\$4,986
FD-LC26-2478-9R-F*	26"	78"	24"	\$4,262	\$4,647	\$5,128	\$4,986
FD-LC26-2484-9L-F*	26"	84"	24"	\$4,401	\$4,787	\$5,268	\$5,126
FD-LC26-2484-9R-F*	26"	84"	24"	\$4,401	\$4,787	\$5,268	\$5,126

# Three Section Credenza, Open Shelf & Double Drawers

with Base



Right drawers shown

DESCRIPTION

Three section supporting credenza, 26" high, open shelf & double drawers with base.

SPECIFICATION OPTIONS

product #: See charts below  
top: See page 25  
casing: See page 25  
front: See page 25  
pull: See page 21  
grommet color: CW, BU, SV

ORDER EXAMPLE

product #: FD-LC26-2478-9L-B-N  
top: M13 Licorice  
casing: M13 Licorice  
front: M13 Licorice  
pull: Wedge, brushed aluminum  
grommet color: SV Silver

Options/Notes

Standard Includes

- Order L for left drawers, or R for right drawer
- Order power by replacing \* with:
  - ND for non-powered with no flip up access door
  - N for non-powered with flip up access door
  - E1 for single circuit power
  - E4 for 4-circuit power
- Shelving matches casing selection
- Top & side grommets are included with -N, -E1 and -E4 credenzas.
- Grommet color selection applies to both top and side grommets.
- No top or side grommets included with ND credenzas.
- Includes locks

Order Separately

- Order additional electrical parts for powered credenza separately, see page 160
- Each lock core will be randomly keyed. Order key-alike separately on page 245

## OPEN SHELF & DOUBLE DRAWERS, with Base, 24"D



Right drawers shown

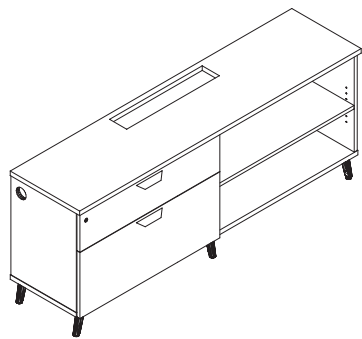
PART #	HEIGHT	WIDTH	DEPTH	PRICE			
				ND	N	E1	E4
FD-LC26-2478-9L-B*	26"	78"	24"	\$4,248	\$4,904	\$5,033	\$4,891
FD-LC26-2478-9R-B*	26"	78"	24"	\$4,248	\$4,904	\$5,033	\$4,891
FD-LC26-2484-9L-B*	26"	84"	24"	\$4,401	\$4,868	\$5,187	\$5,043
FD-LC26-2484-9R-B*	26"	84"	24"	\$4,401	\$4,868	\$5,187	\$5,043

# **CREDENZAS**

## **29" HIGH - 2 SECTION**

# Two Section Credenza, Drawers & Shelves

with Feet



Left drawers shown

## DESCRIPTION

Two section credenza, 29" high, drawers & shelves with feet

## SPECIFICATION OPTIONS

product #: See charts below  
top: See page 25  
casing: See page 25  
front: See page 25  
pull: See page 21  
foot style: Taper or Inset  
support finish: CW, BU, SV  
grommet color: CW, BU, SV

## ORDER EXAMPLE

**product #:** FD-LC29-1836-1L-F-N  
**top:** M13 Licorice  
**casing:** M13 Licorice  
**front:** M13 Licorice  
**pull:** Wedge, brushed aluminum  
**foot style:** Taper  
**support finish:** SV Silver  
**grommet color:** SV Silver

## Options/Notes

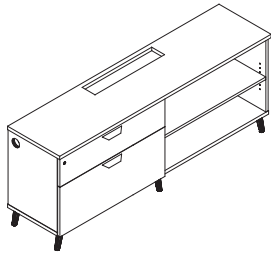
### Standard Includes

- Order L for left drawer, or R for right drawer
- Order power by replacing \* with:
  - ND for non-powered with no flip up access door
  - N for non-powered with flip up access door
  - E1 for single circuit power
  - E4 for 4-circuit power
- Shelving matches casing selection
- Top & side grommets are included with -N, -E1 and -E4 credenzas.
- Grommet color selection applies to both top and side grommets.
- No top or side grommets included with ND credenzas.
- Includes lock

### Order Separately

- Order additional electrical parts for powered credenza separately, see page 160

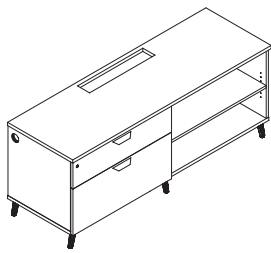
## DRAWERS & SHELVES, with Feet, 18"D



Left drawers shown

PART #	HEIGHT	WIDTH	DEPTH	PRICE			
				ND	N	E1	E4
FD-LC29-1836-1L-F-*	29"	36"	18"	\$2,167	\$2,519	\$2,918	\$2,775
FD-LC29-1836-1R-F-*	29"	36"	18"	\$2,167	\$2,519	\$2,918	\$2,775
FD-LC29-1842-1L-F-*	29"	42"	18"	\$2,289	\$2,640	\$3,041	\$2,898
FD-LC29-1842-1R-F-*	29"	42"	18"	\$2,289	\$2,640	\$3,041	\$2,898
FD-LC29-1848-1L-F-*	29"	48"	18"	\$2,449	\$2,800	\$3,201	\$3,057
FD-LC29-1848-1R-F-*	29"	48"	18"	\$2,449	\$2,800	\$3,201	\$3,057
FD-LC29-1854-1L-F-*	29"	54"	18"	\$2,539	\$2,891	\$3,289	\$3,147
FD-LC29-1854-1R-F-*	29"	54"	18"	\$2,539	\$2,891	\$3,289	\$3,147
FD-LC29-1860-1L-F-*	29"	60"	18"	\$2,498	\$2,851	\$3,250	\$3,108
FD-LC29-1860-1R-F-*	29"	60"	18"	\$2,498	\$2,851	\$3,250	\$3,108
FD-LC29-1866-1L-F-*	29"	66"	18"	\$2,834	\$3,183	\$3,585	\$3,441
FD-LC29-1866-1R-F-*	29"	66"	18"	\$2,834	\$3,183	\$3,585	\$3,441
FD-LC29-1872-1L-F-*	29"	72"	18"	\$2,980	\$3,333	\$3,730	\$3,587
FD-LC29-1872-1R-F-*	29"	72"	18"	\$2,980	\$3,333	\$3,730	\$3,587

## DRAWERS & SHELVES, with Feet, 24"D

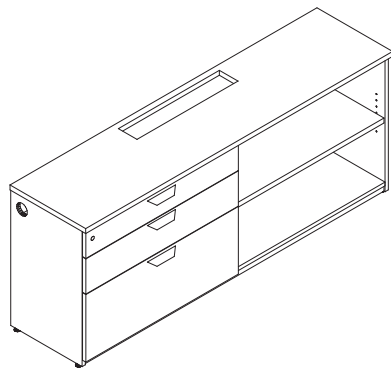


Left drawers shown

PART #	HEIGHT	WIDTH	DEPTH	PRICE			
				ND	N	E1	E4
FD-LC29-2436-1L-F-*	29"	36"	24"	\$2,159	\$2,511	\$2,910	\$2,767
FD-LC29-2436-1R-F-*	29"	36"	24"	\$2,159	\$2,511	\$2,910	\$2,767
FD-LC29-2442-1L-F-*	29"	42"	24"	\$2,302	\$2,653	\$3,051	\$2,909
FD-LC29-2442-1R-F-*	29"	42"	24"	\$2,302	\$2,653	\$3,051	\$2,909
FD-LC29-2448-1L-F-*	29"	48"	24"	\$2,444	\$2,795	\$3,195	\$3,050
FD-LC29-2448-1R-F-*	29"	48"	24"	\$2,444	\$2,795	\$3,195	\$3,050
FD-LC29-2454-1L-F-*	29"	54"	24"	\$2,585	\$2,936	\$3,337	\$3,193
FD-LC29-2454-1R-F-*	29"	54"	24"	\$2,585	\$2,936	\$3,337	\$3,193
FD-LC29-2460-1L-F-*	29"	60"	24"	\$2,727	\$3,078	\$3,478	\$3,335
FD-LC29-2460-1R-F-*	29"	60"	24"	\$2,727	\$3,078	\$3,478	\$3,335
FD-LC29-2466-1L-F-*	29"	66"	24"	\$3,221	\$3,573	\$3,971	\$3,828
FD-LC29-2466-1R-F-*	29"	66"	24"	\$3,221	\$3,573	\$3,971	\$3,828
FD-LC29-2472-1L-F-*	29"	72"	24"	\$3,395	\$3,745	\$4,146	\$4,001
FD-LC29-2472-1R-F-*	29"	72"	24"	\$3,395	\$3,745	\$4,146	\$4,001

# Two Section Credenza, Drawers & Shelves

with Base



Left drawers shown

DESCRIPTION

Two section credenza, 29" drawers & shelves with base.

SPECIFICATION OPTIONS

product #: See charts below  
top: See page 25  
casing: See page 25  
front: See page 25  
pull: See page 21  
grommet color: CW, BU, SV

ORDER EXAMPLE

product #: FD-LC29-1836-1L-B-N  
top: M13 Licorice  
casing: M13 Licorice  
front: M13 Licorice  
pull: Wedge, brushed aluminum  
grommet color: SV Silver

Options/Notes

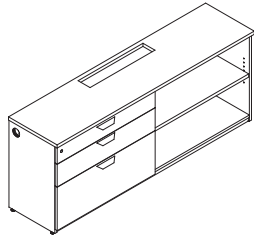
Standard Includes

- Order L for left drawer, or R for right drawer
- Order power by replacing \* with:
  - ND for non-powered with no flip up access door
  - N for non-powered with flip up access door
  - E1 for single circuit power
  - E4 for 4-circuit power
- Shelving matches casing selection
- Top & side grommets are included with -N, -E1 and -E4 credenzas.
- Grommet color selection applies to both top and side grommets.
- No top or side grommets included with ND credenzas.
- Includes lock

Order Separately

- Order additional electrical parts for powered credenza separately, see page 160

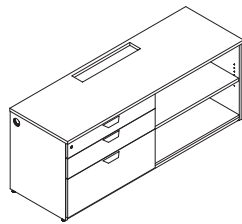
## DRAWERS & SHELVES, with Base, 18"D



L drawers shown

PART #	HEIGHT	WIDTH	DEPTH	PRICE			
				ND	N	E1	E4
FD-LC29-1836-1L-B-*	29"	36"	18"	\$2,153	\$2,539	\$2,937	\$2,794
FD-LC29-1836-1R-B-*	29"	36"	18"	\$2,153	\$2,539	\$2,937	\$2,794
FD-LC29-1842-1L-B-*	29"	42"	18"	\$2,279	\$2,662	\$3,061	\$2,918
FD-LC29-1842-1R-B-*	29"	42"	18"	\$2,279	\$2,662	\$3,061	\$2,918
FD-LC29-1848-1L-B-*	29"	48"	18"	\$2,439	\$2,824	\$3,221	\$3,078
FD-LC29-1848-1R-B-*	29"	48"	18"	\$2,439	\$2,824	\$3,221	\$3,078
FD-LC29-1854-1L-B-*	29"	54"	18"	\$2,548	\$2,932	\$3,329	\$3,186
FD-LC29-1854-1R-B-*	29"	54"	18"	\$2,548	\$2,932	\$3,329	\$3,186
FD-LC29-1860-1L-B-*	29"	60"	18"	\$2,711	\$3,096	\$3,494	\$3,350
FD-LC29-1860-1R-B-*	29"	60"	18"	\$2,711	\$3,096	\$3,494	\$3,350
FD-LC29-1866-1L-B-*	29"	66"	18"	\$2,876	\$3,261	\$3,659	\$3,517
FD-LC29-1866-1R-B-*	29"	66"	18"	\$2,876	\$3,261	\$3,659	\$3,517
FD-LC29-1872-1L-B-*	29"	72"	18"	\$3,040	\$3,424	\$3,824	\$3,681
FD-LC29-1872-1R-B-*	29"	72"	18"	\$3,040	\$3,424	\$3,824	\$3,681

## DRAWERS & SHELVES, with Base, 24"D

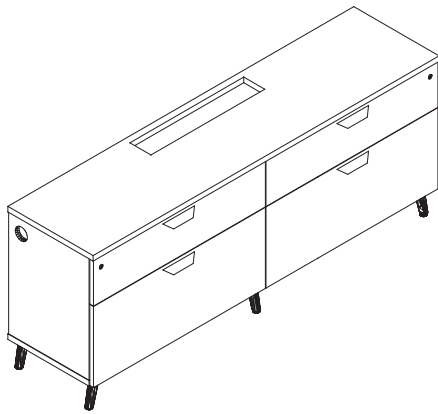


L drawers shown

PART #	HEIGHT	WIDTH	DEPTH	PRICE			
				ND	N	E1	E4
FD-LC29-2436-1L-B-*	29"	36"	24"	\$2,152	\$2,538	\$2,936	\$2,793
FD-LC29-2436-1R-B-*	29"	36"	24"	\$2,152	\$2,538	\$2,936	\$2,793
FD-LC29-2442-1L-B-*	29"	42"	24"	\$2,308	\$2,693	\$3,092	\$2,948
FD-LC29-2442-1R-B-*	29"	42"	24"	\$2,308	\$2,693	\$3,092	\$2,948
FD-LC29-2448-1L-B-*	29"	48"	24"	\$2,463	\$2,848	\$3,248	\$3,102
FD-LC29-2448-1R-B-*	29"	48"	24"	\$2,463	\$2,848	\$3,248	\$3,102
FD-LC29-2454-1L-B-*	29"	54"	24"	\$2,618	\$3,004	\$3,403	\$3,257
FD-LC29-2454-1R-B-*	29"	54"	24"	\$2,618	\$3,004	\$3,403	\$3,257
FD-LC29-2460-1L-B-*	29"	60"	24"	\$2,774	\$3,158	\$3,558	\$3,413
FD-LC29-2460-1R-B-*	29"	60"	24"	\$2,774	\$3,158	\$3,558	\$3,413
FD-LC29-2466-1L-B-*	29"	66"	24"	\$3,352	\$3,736	\$4,134	\$3,991
FD-LC29-2466-1R-B-*	29"	66"	24"	\$3,352	\$3,736	\$4,134	\$3,991
FD-LC29-2472-1L-B-*	29"	72"	24"	\$3,547	\$3,930	\$4,326	\$4,183
FD-LC29-2472-1R-B-*	29"	72"	24"	\$3,547	\$3,930	\$4,326	\$4,183

# Two Section Credenza, Drawers & Drawers

with Feet



DESCRIPTION

Two section credenza, 29" high, drawers & drawers with feet.

SPECIFICATION OPTIONS

**product #:** See charts below  
**top:** See page 25  
**casing:** See page 25  
**front:** See page 25  
**pull:** See page 21  
**foot style:** Taper or Inset  
**support finish:** CW, BU, SV  
**grommet color:** CW, BU, SV

ORDER EXAMPLE

**product #:** FD-LC29-1836-2-F-N  
**top:** M13 Licorice  
**casing:** M13 Licorice  
**front:** M13 Licorice  
**pull:** Wedge, brushed aluminum  
**foot style:** Taper  
**support finish:** SV Silver  
**grommet color:** SV Silver

Options/Notes

Standard Includes

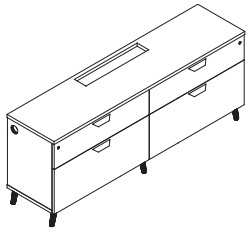
- Order power by replacing \* with:
  - ND for non-powered with no flip up access door
  - N for non-powered with flip up access door
  - E1 for single circuit power
  - E4 for 4-circuit power
- Top & side grommets are included with -N, -E1 and -E4 credenzas.
- Grommet color selection applies to both top and side grommets.
- No top or side grommets included with ND credenzas.
- Includes locks

Order Separately

- Order additional electrical parts for powered credenza separately, see page 160.
- Each lock core will be randomly keyed. Order key-alike separately on page 245

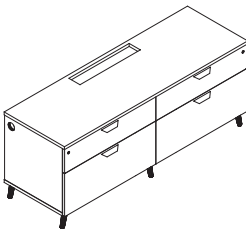


## DRAWERS & DRAWERS, with Feet, 18"D



PART #	HEIGHT	WIDTH	DEPTH	PRICE			
				ND	N	E1	E4
FD-LC29-1836-2-F-*	29"	36"	18"	\$2,920	\$3,282	\$3,635	\$3,492
FD-LC29-1842-2-F-*	29"	42"	18"	\$3,142	\$3,504	\$3,857	\$3,715
FD-LC29-1848-2-F-*	29"	48"	18"	\$3,345	\$3,708	\$4,062	\$3,919
FD-LC29-1854-2-F-*	29"	54"	18"	\$3,416	\$3,778	\$4,131	\$3,989
FD-LC29-1860-2-F-*	29"	60"	18"	\$3,598	\$3,961	\$4,313	\$4,171
FD-LC29-1866-2-F-*	29"	66"	18"	\$3,779	\$4,143	\$4,496	\$4,352
FD-LC29-1872-2-F-*	29"	72"	18"	\$3,910	\$4,275	\$4,628	\$4,483

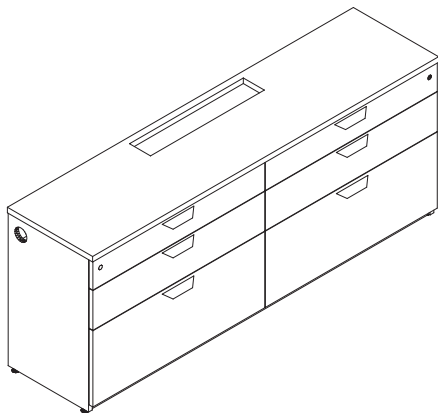
## DRAWERS & DRAWERS, with Feet, 24"D



PART #	HEIGHT	WIDTH	DEPTH	PRICE			
				ND	N	E1	E4
FD-LC29-2436-2-F-*	29"	36"	24"	\$3,060	\$3,420	\$3,775	\$3,632
FD-LC29-2442-2-F-*	29"	42"	24"	\$3,238	\$3,600	\$3,954	\$3,810
FD-LC29-2448-2-F-*	29"	48"	24"	\$3,553	\$3,914	\$4,270	\$4,127
FD-LC29-2454-2-F-*	29"	54"	24"	\$3,816	\$4,178	\$4,532	\$4,388
FD-LC29-2460-2-F-*	29"	60"	24"	\$3,977	\$4,339	\$4,692	\$4,549
FD-LC29-2466-2-F-*	29"	66"	24"	\$4,251	\$4,614	\$4,966	\$4,824
FD-LC29-2472-2-F-*	29"	72"	24"	\$4,400	\$4,760	\$5,117	\$4,972

Two Section Credenza, Drawers & Drawers

with Base



DESCRIPTION

Two section credenza, 29" high, drawers & drawers with base.

SPECIFICATION OPTIONS

**product #:** See charts below  
**top:** See page 25  
**casing:** See page 25  
**front:** See page 25  
**pull:** See page 21  
**grommet color:** CW, BU, SV

ORDER EXAMPLE

**product #:** FD-LC29-1836-2-B-N  
**top:** M13 Licorice  
**casing:** M13 Licorice  
**front:** M13 Licorice  
**pull:** Wedge, brushed aluminum  
**grommet color:** SV silver

Options/Notes

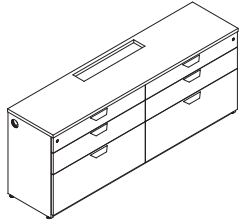
Standard Includes

- Order power by replacing \* with:
  - ND for non-powered with no flip up access door
  - N for non-powered with flip up access door
  - E1 for single circuit power
  - E4 for 4-circuit power
- Top & side grommets are included with -N, -E1 and -E4 credenzas.
- Grommet color selection applies to both top and side grommets.
- No top or side grommets included with ND credenzas.
- Includes locks

Order Separately

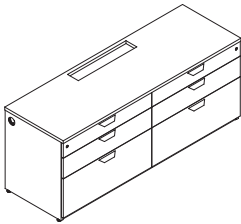
- Order additional electrical parts for powered credenza separately, see page 160
- Each lock core will be randomly keyed. Order key-alike separately on page 245

## DRAWERS & DRAWERS, with Base, 18"D



PART #	HEIGHT	WIDTH	DEPTH	PRICE			
				ND	N	E1	E4
FD-LC29-1836-2-B-*	29"	36"	18"	\$2,896	\$3,217	\$3,615	\$3,472
FD-LC29-1842-2-B-*	29"	42"	18"	\$3,161	\$3,484	\$3,883	\$3,740
FD-LC29-1848-2-B-*	29"	48"	18"	\$3,364	\$3,688	\$4,087	\$3,941
FD-LC29-1854-2-B-*	29"	54"	18"	\$3,463	\$3,784	\$4,182	\$4,039
FD-LC29-1860-2-B-*	29"	60"	18"	\$3,683	\$4,005	\$4,404	\$4,260
FD-LC29-1866-2-B-*	29"	66"	18"	\$3,881	\$4,204	\$4,603	\$4,459
FD-LC29-1872-2-B-*	29"	72"	18"	\$4,090	\$4,414	\$4,812	\$4,668

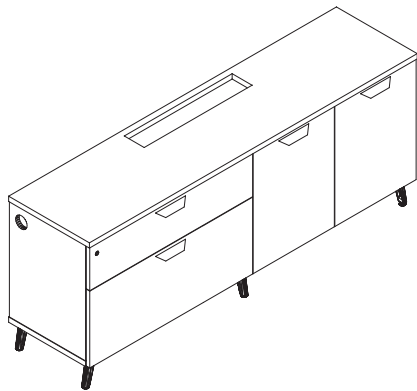
## DRAWERS & DRAWERS, with Base, 24"D



PART #	HEIGHT	WIDTH	DEPTH	PRICE			
				ND	N	E1	E4
FD-LC29-2436-2-B-*	29"	36"	24"	\$3,059	\$3,380	\$3,778	\$3,634
FD-LC29-2442-2-B-*	29"	42"	24"	\$3,255	\$3,578	\$3,977	\$3,832
FD-LC29-2448-2-B-*	29"	48"	24"	\$3,359	\$3,683	\$4,081	\$3,938
FD-LC29-2454-2-B-*	29"	54"	24"	\$3,872	\$4,196	\$4,593	\$4,451
FD-LC29-2460-2-B-*	29"	60"	24"	\$4,116	\$4,439	\$4,836	\$4,692
FD-LC29-2466-2-B-*	29"	66"	24"	\$4,359	\$4,682	\$5,080	\$4,936
FD-LC29-2472-2-B-*	29"	72"	24"	\$4,603	\$4,925	\$5,324	\$5,179

# Two Section Credenza, Drawers & Doors

with Feet



Left drawers shown

DESCRIPTION

Two section credenza, 29" high, drawers & doors.

SPECIFICATION OPTIONS

**product #:** See charts below  
**top:** See page 25  
**casing:** See page 25  
**front:** See page 25  
**pull:** See page 21  
**foot style:** Taper or Inset  
**support finish:** CW, BU, SV  
**grommet color:** CW, BU, SV

ORDER EXAMPLE

**product #:** FD-LC29-1836-3L-F-N  
**top:** M13 Licorice  
**casing:** M13 Licorice  
**front:** M13 Licorice  
**pull:** Wedge, brushed aluminum  
**foot style:** Taper  
**support finish:** SV Silver  
**grommet color:** SV Silver

Options/Notes

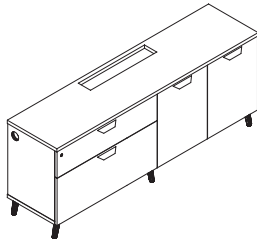
Standard Includes

- Order L for left drawer, or R for right drawer
- Order power by replacing \* with:
  - ND for non-powered with no flip up access door
  - N for non-powered with flip up access door
  - E1 for single circuit power
  - E4 for 4-circuit power
- Shelving matches casing selection
- Top & side grommets are included with -N, -E1 and -E4 credenzas.
- Grommet color selection applies to both top and side grommets.
- No top or side grommets included with ND credenzas.
- Includes locks

Order Separately

- Order additional electrical parts for powered credenza separately, see page 160
- Each lock core will be randomly keyed. Order key-alike separately on page 245

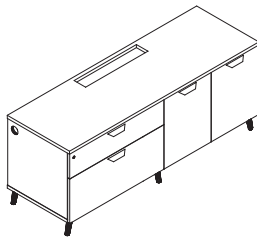
## DRAWERS & DOORS, with Feet, 18"D



Left drawers shown

PART #	HEIGHT	WIDTH	DEPTH	PRICE			
				ND	N	E1	E4
FD-LC29-1836-3L-F-*	29"	36"	18"	\$2,532	\$2,897	\$3,284	\$3,140
FD-LC29-1836-3R-F-*	29"	36"	18"	\$2,532	\$2,897	\$3,284	\$3,140
FD-LC29-1842-3L-F-*	29"	42"	18"	\$2,659	\$3,019	\$3,410	\$3,265
FD-LC29-1842-3R-F-*	29"	42"	18"	\$2,659	\$3,019	\$3,410	\$3,265
FD-LC29-1848-3L-F-*	29"	48"	18"	\$2,827	\$3,190	\$3,578	\$3,433
FD-LC29-1848-3R-F-*	29"	48"	18"	\$2,827	\$3,190	\$3,578	\$3,433
FD-LC29-1854-3L-F-*	29"	54"	18"	\$2,938	\$3,303	\$3,690	\$3,547
FD-LC29-1854-3R-F-*	29"	54"	18"	\$2,938	\$3,303	\$3,690	\$3,547
FD-LC29-1860-3L-F-*	29"	60"	18"	\$3,098	\$3,458	\$3,847	\$3,704
FD-LC29-1860-3R-F-*	29"	60"	18"	\$3,098	\$3,458	\$3,847	\$3,704
FD-LC29-1866-3L-F-*	29"	66"	18"	\$3,265	\$3,628	\$4,015	\$3,872
FD-LC29-1866-3R-F-*	29"	66"	18"	\$3,265	\$3,628	\$4,015	\$3,872
FD-LC29-1872-3L-F-*	29"	72"	18"	\$3,422	\$3,785	\$4,174	\$4,028
FD-LC29-1872-3R-F-*	29"	72"	18"	\$3,422	\$3,785	\$4,174	\$4,028

## DRAWERS & DOORS, with Feet, 24"D

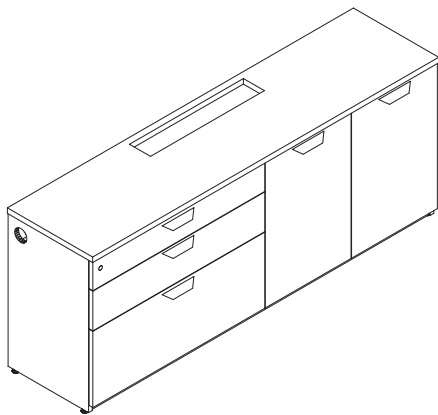


Left drawers shown

PART #	HEIGHT	WIDTH	DEPTH	PRICE			
				ND	N	E1	E4
FD-LC29-2436-3L-F-*	29"	36"	24"	\$2,662	\$3,025	\$3,412	\$3,268
FD-LC29-2436-3R-F-*	29"	36"	24"	\$2,662	\$3,025	\$3,412	\$3,268
FD-LC29-2442-3L-F-*	29"	42"	24"	\$2,841	\$3,204	\$3,591	\$3,447
FD-LC29-2442-3R-F-*	29"	42"	24"	\$2,841	\$3,204	\$3,591	\$3,447
FD-LC29-2448-3L-F-*	29"	48"	24"	\$3,077	\$3,441	\$3,828	\$3,684
FD-LC29-2448-3R-F-*	29"	48"	24"	\$3,077	\$3,441	\$3,828	\$3,684
FD-LC29-2454-3L-F-*	29"	54"	24"	\$3,274	\$3,635	\$4,023	\$3,879
FD-LC29-2454-3R-F-*	29"	54"	24"	\$3,274	\$3,635	\$4,023	\$3,879
FD-LC29-2460-3L-F-*	29"	60"	24"	\$3,457	\$3,820	\$4,207	\$4,065
FD-LC29-2460-3R-F-*	29"	60"	24"	\$3,457	\$3,820	\$4,207	\$4,065
FD-LC29-2466-3L-F-*	29"	66"	24"	\$3,654	\$4,015	\$4,404	\$4,260
FD-LC29-2466-3R-F-*	29"	66"	24"	\$3,654	\$4,015	\$4,404	\$4,260
FD-LC29-2472-3L-F-*	29"	72"	24"	\$3,837	\$4,201	\$4,587	\$4,444
FD-LC29-2472-3R-F-*	29"	72"	24"	\$3,837	\$4,201	\$4,587	\$4,444

Two Section Credenza, Drawers & Doors

with Base



Left drawers shown

DESCRIPTION

Two section credenza, 29" high, drawers and doors with base.

SPECIFICATION OPTIONS

**product #:** See charts below  
**top:** See page 25  
**casing:** See page 25  
**front:** See page 25  
**pull:** See page 21  
**grommet color:** CW, BU, SV

ORDER EXAMPLE

**product #:** FD-LC29-1836-3L-B-N  
**top:** M13 Licorice  
**casing:** M13 Licorice  
**front:** M13 Licorice  
**pull:** Wedge, brushed aluminum  
**grommet color:** SV Silver

Options/Notes

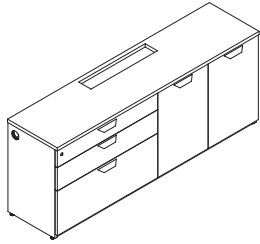
Standard Includes

- Order L for left drawer, or R for right drawer
- Order power by replacing \* with:
  - ND for non-powered with no flip up access door
  - N for non-powered with flip up access door
  - E1 for single circuit power
  - E4 for 4-circuit power
- Shelving matches casing selection
- Top & side grommets are included with -N, -E1 and -E4 credenzas.
- Grommet color selection applies to both top and side grommets.
- No top or side grommets included with ND credenzas.
- Includes locks

Order Separately

- Order additional electrical parts for powered credenza separately, see page 160
- Each lock core will be randomly keyed. Order key-alike separately on page 245

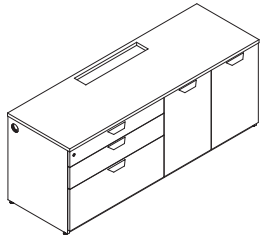
## DRAWERS &amp; DOORS, with Base, 18"D



Left drawers shown

PART #	HEIGHT	WIDTH	DEPTH	PRICE			
				ND	N	E1	E4
FD-LC29-1836-3L-B-*	29"	36"	18"	\$2,519	\$2,914	\$3,275	\$3,132
FD-LC29-1836-3R-B-*	29"	36"	18"	\$2,519	\$2,914	\$3,275	\$3,132
FD-LC29-1842-3L-B-*	29"	42"	18"	\$2,668	\$3,065	\$3,422	\$3,280
FD-LC29-1842-3R-B-*	29"	42"	18"	\$2,668	\$3,065	\$3,422	\$3,280
FD-LC29-1848-3L-B-*	29"	48"	18"	\$2,842	\$3,238	\$3,598	\$3,453
FD-LC29-1848-3R-B-*	29"	48"	18"	\$2,842	\$3,238	\$3,598	\$3,453
FD-LC29-1854-3L-B-*	29"	54"	18"	\$2,977	\$3,372	\$3,730	\$3,587
FD-LC29-1854-3R-B-*	29"	54"	18"	\$2,977	\$3,372	\$3,730	\$3,587
FD-LC29-1860-3L-B-*	29"	60"	18"	\$3,153	\$3,549	\$3,907	\$3,764
FD-LC29-1860-3R-B-*	29"	60"	18"	\$3,153	\$3,549	\$3,907	\$3,764
FD-LC29-1866-3L-B-*	29"	66"	18"	\$3,344	\$3,740	\$4,099	\$3,955
FD-LC29-1866-3R-B-*	29"	66"	18"	\$3,344	\$3,740	\$4,099	\$3,955
FD-LC29-1872-3L-B-*	29"	72"	18"	\$3,470	\$3,866	\$4,225	\$4,081
FD-LC29-1872-3R-B-*	29"	72"	18"	\$3,470	\$3,866	\$4,225	\$4,081

## DRAWERS &amp; DOORS, with Base, 24"D

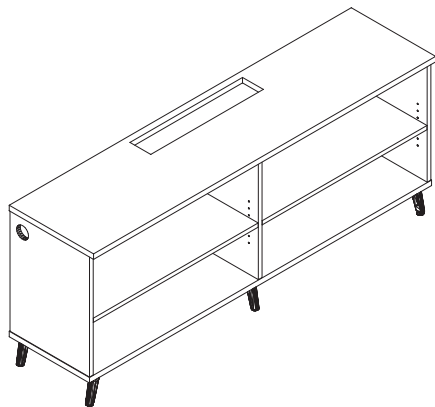


Left drawers shown

PART #	HEIGHT	WIDTH	DEPTH	PRICE			
				ND	N	E1	E4
FD-LC29-2436-3L-B-*	29"	36"	24"	\$2,633	\$3,030	\$3,388	\$3,244
FD-LC29-2436-3R-B-*	29"	36"	24"	\$2,633	\$3,030	\$3,388	\$3,244
FD-LC29-2442-3L-B-*	29"	42"	24"	\$2,861	\$3,256	\$3,615	\$3,472
FD-LC29-2442-3R-B-*	29"	42"	24"	\$2,861	\$3,256	\$3,615	\$3,472
FD-LC29-2448-3L-B-*	29"	48"	24"	\$3,133	\$3,528	\$3,887	\$3,744
FD-LC29-2448-3R-B-*	29"	48"	24"	\$3,133	\$3,528	\$3,887	\$3,744
FD-LC29-2454-3L-B-*	29"	54"	24"	\$3,293	\$3,691	\$4,048	\$3,906
FD-LC29-2454-3R-B-*	29"	54"	24"	\$3,293	\$3,691	\$4,048	\$3,906
FD-LC29-2460-3L-B-*	29"	60"	24"	\$3,559	\$3,955	\$4,313	\$4,170
FD-LC29-2460-3R-B-*	29"	60"	24"	\$3,559	\$3,955	\$4,313	\$4,170
FD-LC29-2466-3L-B-*	29"	66"	24"	\$3,778	\$4,175	\$4,534	\$4,390
FD-LC29-2466-3R-B-*	29"	66"	24"	\$3,778	\$4,175	\$4,534	\$4,390
FD-LC29-2472-3L-B-*	29"	72"	24"	\$3,986	\$4,380	\$4,740	\$4,595
FD-LC29-2472-3R-B-*	29"	72"	24"	\$3,986	\$4,380	\$4,740	\$4,595

# Two Section Credenza, Shelves & Shelves

with Feet



## DESCRIPTION

Two section credenza, 29" high, shelves and shelves with feet.

## SPECIFICATION OPTIONS

**product #:** See charts below  
**top:** See page25  
**casing:** See page 25  
**pull:** See page 21  
**foot style:** Taper or Inset  
**support finish:** CW, BU, SV  
**grommet color:** CW, BU, SV

## ORDER EXAMPLE

**product #:** FD-LC29-1836-4-F-N  
**top:** M13 Licorice  
**casing:** M13 Licorice  
**pull:** Wedge, brushed aluminum  
**foot style:** Taper  
**support finish:** SV Silver  
**grommet color:** SV Silver

## Options/Notes

### Standard Includes

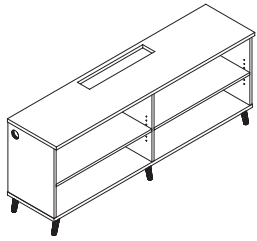
- Order power by replacing \* with:
  - ND for non-powered with no flip up access door
  - N for non-powered with flip up access door
  - E1 for single circuit power
  - E4 for 4-circuit power
  - Shelving matches casing selection
- Top & side grommets are included with -N, -E1 and -E4 credenzas.
- Grommet color selection applies to both top and side grommets.
- No top or side grommets included with ND credenzas.

### Order Separately

- Order additional electrical parts for powered credenza separately, see page 160

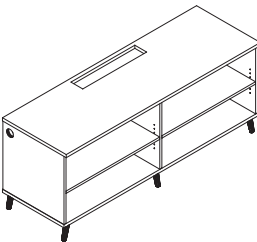


## SHELVES & SHELVES, with Feet, 18"D



PART #	HEIGHT	WIDTH	DEPTH	PRICE			
				ND	N	E1	E4
FD-LC29-1836-4-F-*	29"	36"	18"	\$1,381	\$1,767	\$2,166	\$2,021
FD-LC29-1842-4-F-*	29"	42"	18"	\$1,478	\$1,866	\$2,261	\$2,120
FD-LC29-1848-4-F-*	29"	48"	18"	\$1,596	\$1,982	\$2,382	\$2,236
FD-LC29-1854-4-F-*	29"	54"	18"	\$1,713	\$2,099	\$2,497	\$2,354
FD-LC29-1860-4-F-*	29"	60"	18"	\$1,830	\$2,218	\$2,614	\$2,471
FD-LC29-1866-4-F-*	29"	66"	18"	\$1,949	\$2,334	\$2,733	\$2,588
FD-LC29-1872-4-F-*	29"	72"	18"	\$2,066	\$2,451	\$2,849	\$2,707

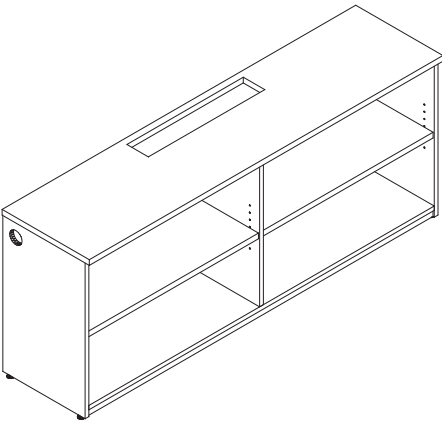
## SHELVES & SHELVES, with Feet, 24"D



PART #	HEIGHT	WIDTH	DEPTH	PRICE			
				ND	N	E1	E4
FD-LC29-2436-4-F-*	29"	36"	24"	\$1,605	\$1,990	\$2,389	\$2,246
FD-LC29-2442-4-F-*	29"	42"	24"	\$1,747	\$2,134	\$2,531	\$2,388
FD-LC29-2448-4-F-*	29"	48"	24"	\$1,890	\$2,276	\$2,674	\$2,530
FD-LC29-2454-4-F-*	29"	54"	24"	\$2,032	\$2,418	\$2,815	\$2,672
FD-LC29-2460-4-F-*	29"	60"	24"	\$2,174	\$2,558	\$2,958	\$2,814
FD-LC29-2466-4-F-*	29"	66"	24"	\$2,315	\$2,702	\$3,100	\$2,957
FD-LC29-2472-4-F-*	29"	72"	24"	\$2,458	\$2,843	\$3,242	\$3,099

# Two Section Credenza, Shelves & Shelves

with Base



DESCRIPTION

Two section credenza, 29" high, shelves and shelves with base.

SPECIFICATION OPTIONS

**product #:** See charts below  
**top:** See page 25  
**casing:** See page 25  
**pull:** See page 21  
**grommet color:** CW, BU, SV

ORDER EXAMPLE

**product #:** FD-LC29-1836-4-B-N  
**top:** M13 Licorice  
**casing:** M13 Licorice  
**pull:** Wedge, brushed aluminum  
**grommet color:** SV Silver

Options/Notes

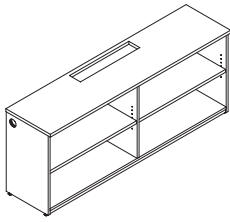
Standard Includes

- Order power by replacing \* with:
  - ND for non-powered with no flip up access door
  - N for non-powered with flip up access door
  - E1 for single circuit power
  - E4 for 4-circuit power
- Shelving matches casing selection
- Top & side grommets are included with -N, -E1 and -E4 credenzas.
- Grommet color selection applies to both top and side grommets.
- No top or side grommets included with ND credenzas.

Order Separately

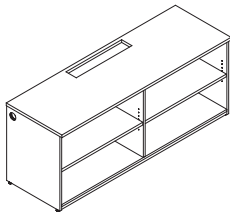
- Order additional electrical parts for powered credenza separately, see page 160

## SHELVES & SHELVES, with Base, 18"D



PART #	HEIGHT	WIDTH	DEPTH	PRICE			
				ND	N	E1	E4
FD-LC29-1836-4-B-*	29"	36"	18"	\$1,272	\$1,658	\$2,051	\$1,908
FD-LC29-1842-4-B-*	29"	42"	18"	\$1,372	\$1,758	\$2,150	\$2,008
FD-LC29-1848-4-B-*	29"	48"	18"	\$1,490	\$1,876	\$2,270	\$2,125
FD-LC29-1854-4-B-*	29"	54"	18"	\$1,610	\$1,997	\$2,389	\$2,246
FD-LC29-1860-4-B-*	29"	60"	18"	\$1,731	\$2,114	\$2,509	\$2,364
FD-LC29-1866-4-B-*	29"	66"	18"	\$1,849	\$2,234	\$2,627	\$2,485
FD-LC29-1872-4-B-*	29"	72"	18"	\$1,969	\$2,354	\$2,746	\$2,604

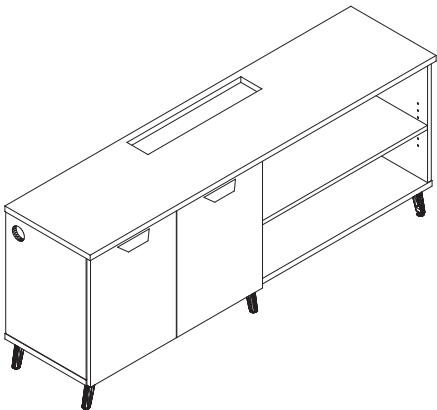
## SHELVES & SHELVES, with Base, 24"D



PART #	HEIGHT	WIDTH	DEPTH	PRICE			
				ND	N	E1	E4
FD-LC29-2436-4-B-*	29"	36"	24"	\$1,519	\$1,904	\$2,299	\$2,154
FD-LC29-2442-4-B-*	29"	42"	24"	\$1,663	\$2,049	\$2,443	\$2,300
FD-LC29-2448-4-B-*	29"	48"	24"	\$1,808	\$2,193	\$2,586	\$2,444
FD-LC29-2454-4-B-*	29"	54"	24"	\$1,951	\$2,337	\$2,732	\$2,587
FD-LC29-2460-4-B-*	29"	60"	24"	\$2,097	\$2,480	\$2,875	\$2,732
FD-LC29-2466-4-B-*	29"	66"	24"	\$2,241	\$2,626	\$3,018	\$2,875
FD-LC29-2472-4-B-*	29"	72"	24"	\$2,384	\$2,769	\$3,163	\$3,018

Two Section Credenza, Doors & Shelves

with Feet



Left doors shown

DESCRIPTION

Two section credenza, 29" high, doors and shelves with feet.

SPECIFICATION OPTIONS

**product #:** See charts below  
**top:** See page 25  
**casing:** See page 25  
**front:** See page 25  
**pull:** See page 21  
**foot style:** Taper or Inset  
**support finish:** CW, BU, SV  
**grommet color:** CW, BU, SV

ORDER EXAMPLE

**product #:** FD-LC29-1836-5L-F-N  
**top:** M13 Licorice  
**casing:** M13 Licorice  
**front:** M13 Licorice  
**pull:** Wedge, brushed aluminum  
**foot style:** Taper  
**support finish:** SV Silver  
**grommet color:** SV Silver

Options/Notes

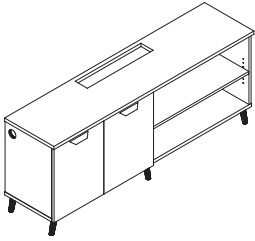
Standard Includes

- Order L for left doors, or R for right doors
- Order power by replacing \* with:
  - ND for non-powered with no flip up access door
  - N for non-powered with flip up access door
  - E1 for single circuit power
  - E4 for 4-circuit power
- Shelving matches casing selection
- Top & side grommets are included with -N, -E1 and -E4 credenzas.
- Grommet color selection applies to both top and side grommets.
- No top or side grommets included with ND credenzas.
- Includes locks

Order Separately

- Order additional electrical parts for powered credenza separately, see page 160

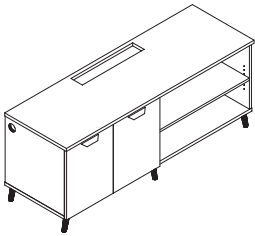
## DOORS & SHELVES, with Feet, 18"D



Left doors shown

PART #	HEIGHT	WIDTH	DEPTH	PRICE			
				ND	N	E1	E4
FD-LC29-1836-5L-F-*	29"	36"	18"	\$1,699	\$2,083	\$2,459	\$2,316
FD-LC29-1836-5R-F-*	29"	36"	18"	\$1,699	\$2,083	\$2,459	\$2,316
FD-LC29-1842-5L-F-*	29"	42"	18"	\$1,813	\$2,197	\$2,573	\$2,431
FD-LC29-1842-5R-F-*	29"	42"	18"	\$1,813	\$2,197	\$2,573	\$2,431
FD-LC29-1848-5L-F-*	29"	48"	18"	\$1,935	\$2,322	\$2,695	\$2,553
FD-LC29-1848-5R-F-*	29"	48"	18"	\$1,935	\$2,322	\$2,695	\$2,553
FD-LC29-1854-5L-F-*	29"	54"	18"	\$2,069	\$2,453	\$2,829	\$2,687
FD-LC29-1854-5R-F-*	29"	54"	18"	\$2,069	\$2,453	\$2,829	\$2,687
FD-LC29-1860-5L-F-*	29"	60"	18"	\$2,192	\$2,577	\$2,952	\$2,810
FD-LC29-1860-5R-F-*	29"	60"	18"	\$2,192	\$2,577	\$2,952	\$2,810
FD-LC29-1866-5L-F-*	29"	66"	18"	\$2,326	\$2,709	\$3,086	\$2,942
FD-LC29-1866-5R-F-*	29"	66"	18"	\$2,326	\$2,709	\$3,086	\$2,942
FD-LC29-1872-5L-F-*	29"	72"	18"	\$2,448	\$2,831	\$3,208	\$3,065
FD-LC29-1872-5R-F-*	29"	72"	18"	\$2,448	\$2,831	\$3,208	\$3,065

## DOORS & SHELVES, with Feet, 24"D

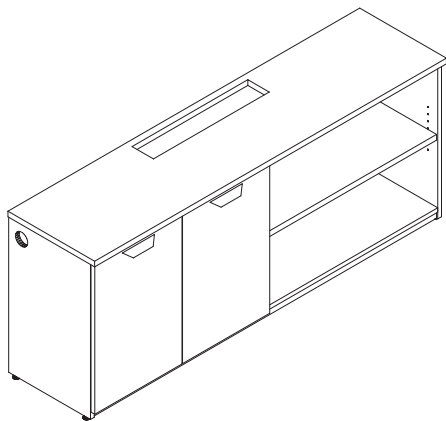


Left doors shown

PART #	HEIGHT	WIDTH	DEPTH	PRICE			
				ND	N	E1	E4
FD-LC29-2436-5L-F-*	29"	36"	24"	\$1,922	\$2,308	\$2,683	\$2,540
FD-LC29-2436-5R-F-*	29"	36"	24"	\$1,922	\$2,308	\$2,683	\$2,540
FD-LC29-2442-5L-F-*	29"	42"	24"	\$2,080	\$2,466	\$2,842	\$2,698
FD-LC29-2442-5R-F-*	29"	42"	24"	\$2,080	\$2,466	\$2,842	\$2,698
FD-LC29-2448-5L-F-*	29"	48"	24"	\$2,228	\$2,613	\$2,990	\$2,847
FD-LC29-2448-5R-F-*	29"	48"	24"	\$2,228	\$2,613	\$2,990	\$2,847
FD-LC29-2454-5L-F-*	29"	54"	24"	\$2,387	\$2,770	\$3,147	\$3,005
FD-LC29-2454-5R-F-*	29"	54"	24"	\$2,387	\$2,770	\$3,147	\$3,005
FD-LC29-2460-5L-F-*	29"	60"	24"	\$2,533	\$2,920	\$3,294	\$3,151
FD-LC29-2460-5R-F-*	29"	60"	24"	\$2,533	\$2,920	\$3,294	\$3,151
FD-LC29-2466-5L-F-*	29"	66"	24"	\$2,693	\$3,077	\$3,453	\$3,310
FD-LC29-2466-5R-F-*	29"	66"	24"	\$2,693	\$3,077	\$3,453	\$3,310
FD-LC29-2472-5L-F-*	29"	72"	24"	\$2,840	\$3,226	\$3,600	\$3,457
FD-LC29-2472-5R-F-*	29"	72"	24"	\$2,840	\$3,226	\$3,600	\$3,457

Two Section Credenza, Doors & Shelves

with Base



Left doors shown

DESCRIPTION

Two section credenza, 29" high, doors and shelves with base.

SPECIFICATION OPTIONS

**product #:** See charts below  
**top:** See page 25  
**casing:** See page 25  
**front:** See page 25  
**pull:** See page 21  
**grommet color:** CW, BU, SV

ORDER EXAMPLE

**product #:** FD-LC29-1836-5L-B-N  
**top:** M13 Licorice  
**casing:** M13 Licorice  
**front:** M13 Licorice  
**pull:** Wedge, brushed aluminum  
**grommet color:** SV Silver

Options/Notes

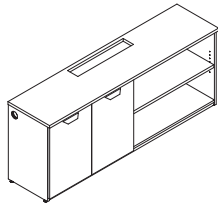
Standard Includes

- Order L for left doors, or R for right doors
- Order power by replacing \* with:
  - ND for non-powered with no flip up access door
  - N for non-powered with flip up access door
  - E1 for single circuit power
  - E4 for 4-circuit power
- Shelving matches casing selection
- Top & side grommets are included with -N, -E1 and -E4 credenzas.
- Grommet color selection applies to both top and side grommets.
- No top or side grommets included with ND credenzas.
- Includes locks

Order Separately

- Order additional electrical parts for powered credenza separately, see page 160

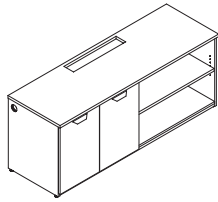
## DOORS &amp; SHELVES, with Base, 18"D



Left doors shown

PART #	HEIGHT	WIDTH	DEPTH	PRICE			
				ND	N	E1	E4
FD-LC29-1836-5L-B-*	29"	36"	18"	\$1,651	\$2,008	\$2,430	\$2,285
FD-LC29-1836-5R-B-*	29"	36"	18"	\$1,651	\$2,008	\$2,430	\$2,285
FD-LC29-1842-5L-B-*	29"	42"	18"	\$1,774	\$2,134	\$2,554	\$2,411
FD-LC29-1842-5R-B-*	29"	42"	18"	\$1,774	\$2,134	\$2,554	\$2,411
FD-LC29-1848-5L-B-*	29"	48"	18"	\$1,908	\$2,265	\$2,686	\$2,544
FD-LC29-1848-5R-B-*	29"	48"	18"	\$1,908	\$2,265	\$2,686	\$2,544
FD-LC29-1854-5L-B-*	29"	54"	18"	\$2,053	\$2,411	\$2,830	\$2,688
FD-LC29-1854-5R-B-*	29"	54"	18"	\$2,053	\$2,411	\$2,830	\$2,688
FD-LC29-1860-5L-B-*	29"	60"	18"	\$2,184	\$2,543	\$2,964	\$2,821
FD-LC29-1860-5R-B-*	29"	60"	18"	\$2,184	\$2,543	\$2,964	\$2,821
FD-LC29-1866-5L-B-*	29"	66"	18"	\$2,329	\$2,687	\$3,109	\$2,965
FD-LC29-1866-5R-B-*	29"	66"	18"	\$2,329	\$2,687	\$3,109	\$2,965
FD-LC29-1872-5L-B-*	29"	72"	18"	\$2,462	\$2,821	\$3,241	\$3,098
FD-LC29-1872-5R-B-*	29"	72"	18"	\$2,462	\$2,821	\$3,241	\$3,098

## DOORS &amp; SHELVES, with Base, 24"D



PART #	HEIGHT	WIDTH	DEPTH	PRICE			
				ND	N	E1	E4
FD-LC29-2436-5L-B-*	29"	36"	24"	\$1,898	\$2,255	\$2,675	\$2,532
FD-LC29-2436-5R-B-*	29"	36"	24"	\$1,898	\$2,255	\$2,675	\$2,532
FD-LC29-2442-5L-B-*	29"	42"	24"	\$2,067	\$2,424	\$2,845	\$2,703
FD-LC29-2442-5R-B-*	29"	42"	24"	\$2,067	\$2,424	\$2,845	\$2,703
FD-LC29-2448-5L-B-*	29"	48"	24"	\$2,224	\$2,581	\$3,004	\$2,859
FD-LC29-2448-5R-B-*	29"	48"	24"	\$2,224	\$2,581	\$3,004	\$2,859
FD-LC29-2454-5L-B-*	29"	54"	24"	\$2,394	\$2,751	\$3,173	\$3,030
FD-LC29-2454-5R-B-*	29"	54"	24"	\$2,394	\$2,751	\$3,173	\$3,030
FD-LC29-2460-5L-B-*	29"	60"	24"	\$2,551	\$2,909	\$3,329	\$3,185
FD-LC29-2460-5R-B-*	29"	60"	24"	\$2,551	\$2,909	\$3,329	\$3,185
FD-LC29-2466-5L-B-*	29"	66"	24"	\$2,721	\$3,078	\$3,499	\$3,357
FD-LC29-2466-5R-B-*	29"	66"	24"	\$2,721	\$3,078	\$3,499	\$3,357
FD-LC29-2472-5L-B-*	29"	72"	24"	\$2,877	\$3,235	\$3,656	\$3,513
FD-LC29-2472-5R-B-*	29"	72"	24"	\$2,877	\$3,235	\$3,656	\$3,513

# **CREDENZAS**

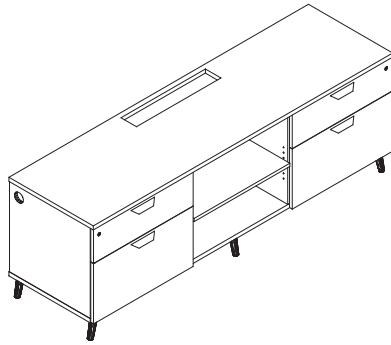
## **29" HIGH - 3 SECTION**

DASH / CREDENZA 29" H



## Three Section Credenza, Center Shelves & Drawers

with Feet



### DESCRIPTION

Three section credenza, 29" high, center shelves & drawers with feet.

### SPECIFICATION OPTIONS

**product #:** See charts below  
**top:** See page 25  
**casing:** See page 25  
**front:** See page 25  
**pull:** See page 21  
**foot style:** Taper or Inset  
**Support finish:** CW, BU, SV  
**grommet color:** CW, BU, SV

### ORDER EXAMPLE

**product #:** FD-LC29-2478-1-F-N  
**top:** M13 Licorice  
**casing:** M13 Licorice  
**front:** M13 Licorice  
**pull:** Wedge, brushed aluminum  
**foot style:** Taper  
**Support finish:** SV Silver  
**grommet color:** SV Silver

### Options/Notes

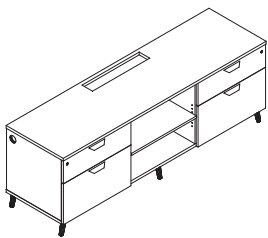
#### Standard Includes

- Order power by replacing \* with:
  - ND for non-powered with no flip up access door
  - N for non-powered with flip up access door
  - E1 for single circuit power
  - E4 for 4-circuit power
- Shelving matches casing selection
- Top & side grommets are included with -N, -E1 and -E4 credenzas.
- Grommet color selection applies to both top and side grommets.
- No top or side grommets included with ND credenzas.
- Includes locks

#### Order Separately

- Order additional electrical parts for powered credenza separately, see page 160
- Each lock core will be randomly keyed. Order key-alike separately on page 245

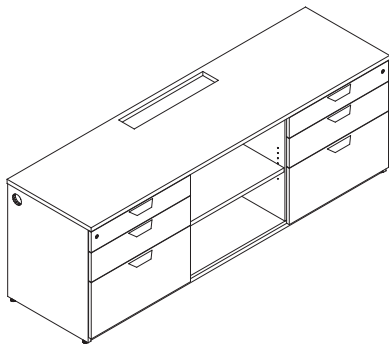
## CENTER SHELVES & DRAWERS, with Feet, 24"D



PART #	HEIGHT	WIDTH	DEPTH	PRICE			
				ND	N	E1	E4
FD-LC29-2478-1-F-*	29"	78"	24"	\$4,554	\$4,940	\$5,340	\$5,196
FD-LC29-2484-1-F-*	29"	84"	24"	\$4,588	\$4,975	\$5,375	\$5,232

# Three Section Credenza, Center Shelves & Drawers

with Base



DESCRIPTION

Three section credenza, 26" high, center shelves & drawers with base.

SPECIFICATION OPTIONS

**product #:** See charts below  
**top:** See page 25  
**casing:** See page 25  
**front:** See page 25  
**pull:** See page 21  
**grommet color:** CW, BU, SV

ORDER EXAMPLE

**product #:** FD-LC29-2478-1-B-N  
**top:** M13 Licorice  
**casing:** M13 Licorice  
**front:** M13 Licorice  
**pull:** Wedge, brushed aluminum  
**grommet color:** SV Silver

Options/Notes

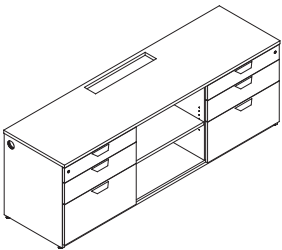
Standard Includes

- Order power by replacing \* with:
  - ND for non-powered with no flip up access door
  - N for non-powered with flip up access door
  - E1 for single circuit power
  - E4 for 4-circuit power
- Shelving matches casing selection
- Top & side grommets are included with -N, -E1 and -E4 credenzas.
- Grommet color selection applies to both top and side grommets.
- No top or side grommets included with ND credenzas.
- Includes locks

Order Separately

- Order additional electrical parts for powered credenza separately, see page 160
- Each lock core will be randomly keyed. Order key-alike separately on page 245

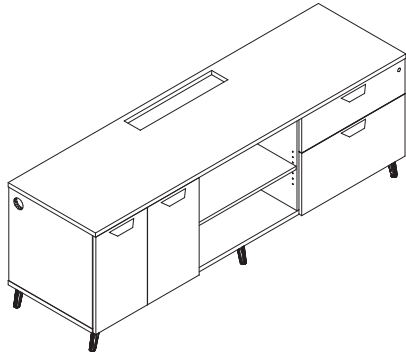
## CENTER SHELVES & DRAWERS, with Base, 24"D



PART #	HEIGHT	WIDTH	DEPTH	PRICE			
				ND	N	E1	E4
FD-LC29-2478-1-B*	29"	78"	24"	\$4,610	\$4,999	\$5,399	\$5,255
FD-LC29-2484-1-B*	29"	84"	24"	\$4,740	\$5,130	\$5,529	\$5,385

## Three Section Credenza, Center Shelves, Drawers & Doors

with Feet



Right drawers shown

### DESCRIPTION

Three section credenza, 29" high, center shelves & drawers & doors with feet.

### SPECIFICATION OPTIONS

**product #:** See charts below  
**top:** See page 25  
**casing:** See page 25  
**front:** See page 25  
**pull:** See page 21  
**foot style:** Taper or Inset  
**support finish:** CW, BU, SV  
**grommet color:** CW, BU, SV

### ORDER EXAMPLE

**product #:** FD-LC29-2478-2L-F-N  
**top:** M13 Licorice  
**casing:** M13 Licorice  
**front:** M13 Licorice  
**pull:** Wedge, brushed aluminum  
**foot style:** Taper  
**support finish:** SV Silver  
**grommet color:** SV Silver

### Options/Notes

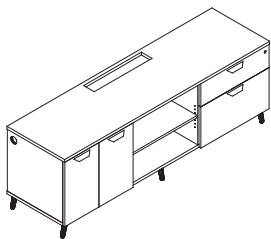
#### Standard Includes

- Order L for left drawer or R for right drawer
- Order power by replacing \* with:
  - ND for non-powered with no flip up access door
  - N for non-powered with flip up access door
  - E1 for single circuit power
  - E4 for 4-circuit power
- Shelving matches casing selection
- Top & side grommets are included with -N, -E1 and -E4 credenzas.
- Grommet color selection applies to both top and side grommets.
- No top or side grommets included with ND credenzas.
- Includes locks

#### Order Separately

- Order additional electrical parts for powered credenza separately, see page 160
- Each lock core will be randomly keyed. Order key-alike separately on page 245

## CENTER SHELVES, DRAWERS & DOORS, with Feet, 24"D

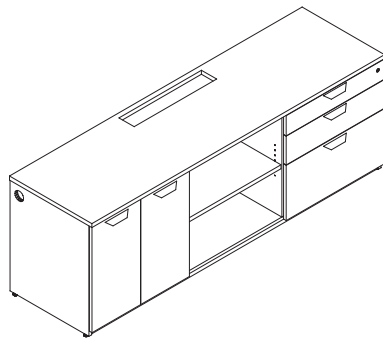


Right drawers shown

PART #	HEIGHT	WIDTH	DEPTH	PRICE			
				ND	N	E1	E4
FD-LC29-2478-2L-F*	29"	78"	24"	\$3,955	\$4,344	\$4,657	\$4,652
FD-LC29-2478-2R-F*	29"	78"	24"	\$3,955	\$4,344	\$4,657	\$4,652
FD-LC29-2484-2L-F*	29"	84"	24"	\$4,107	\$4,496	\$4,804	\$4,805
FD-LC29-2484-2R-F*	29"	84"	24"	\$4,107	\$4,496	\$4,804	\$4,805

Three Section Credenza, Center Shelves, Drawers & Doors

with Base



Right drawers shown

DESCRIPTION

Three section credenza, 29" high, center shelves & drawers & doors with base.

SPECIFICATION OPTIONS

**product #:** See charts below  
**top:** See page 25  
**casing:** See page 25  
**front:** See page 25  
**pull:** See page 21  
**grommet color:** CW, BU, SV

ORDER EXAMPLE

**product #:** FD-LC29-2478-2L-B-N  
**top:** M13 Licorice  
**casing:** M13 Licorice  
**front:** M13 Licorice  
**pull:** Wedge, brushed aluminum  
**grommet color:** SV Silver

Options/Notes

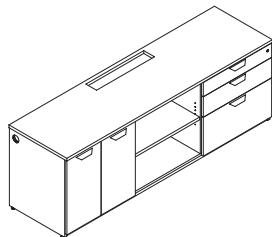
Standard Includes

- Order L for left drawer or R for right drawer
- Order power by replacing \* with:
  - ND for non-powered with no flip up access door
  - N for non-powered with flip up access door
  - E1 for single circuit power
  - E4 for 4-circuit power
- Shelving matches casing selection
- Top & side grommets are included with -N, -E1 and -E4 credenzas.
- Grommet color selection applies to both top and side grommets.
- No top or side grommets included with ND credenzas.
- Includes locks

Order Separately

- Order additional electrical parts for powered credenza separately, see page 160
- Each lock core will be randomly keyed. Order key-alike separately on page 245

CENTER SHELVES, DRAWERS & DOORS, with Base, 24"D

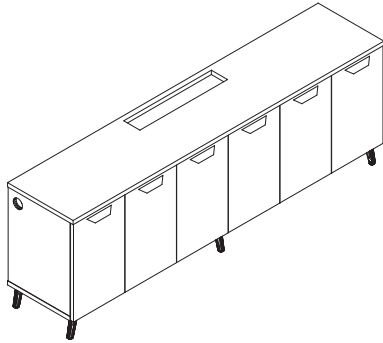


Right drawers shown

PART #	HEIGHT	WIDTH	DEPTH	PRICE			
				ND	N	E1	E4
FD-LC29-2478-2L-B*	29"	78"	24"	\$4,000	\$4,390	\$4,786	\$4,644
FD-LC29-2478-2R-B*	29"	78"	24"	\$4,000	\$4,390	\$4,786	\$4,644
FD-LC29-2484-2L-B*	29"	84"	24"	\$4,164	\$4,554	\$4,950	\$4,808
FD-LC29-2484-2R-B*	29"	84"	24"	\$4,164	\$4,554	\$4,950	\$4,808

## Three Section Credenza, Triple Doors

with Feet



### DESCRIPTION

Three section credenza, 29" high, triple doors with feet.

### SPECIFICATION OPTIONS

**product #:** See charts below  
**top:** See page 25  
**casing:** See page 25  
**front:** See page 25  
**pull:** See page 21  
**foot style:** Taper or Inset  
**support finish:** CW, BU, SV  
**grommet color:** CW, BU, SV

### ORDER EXAMPLE

**product #:** FD-LC29-2478-3-F-N  
**top:** M13 Licorice  
**casing:** M13 Licorice  
**front:** M13 Licorice  
**pull:** Wedge, brushed aluminum  
**foot style:** Taper  
**support finish:** SV Silver  
**grommet color:** SV Silver

### Options/Notes

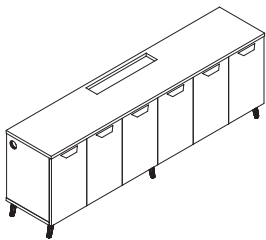
#### Standard Includes

- Order power by replacing \* with:
  - ND for non-powered with no flip up access door
  - N for non-powered with flip up access door
  - E1 for single circuit power
  - E4 for 4-circuit power
- Shelving matches casing selection
- Top & side grommets are included with -N, -E1 and -E4 credenzas.
- Grommet color selection applies to both top and side grommets.
- No top or side grommets included with ND credenzas.
- Includes locks

#### Order Separately

- Order additional electrical parts for powered credenza separately, see page 160
- Each lock core will be randomly keyed. Order key-alike separately on page 245

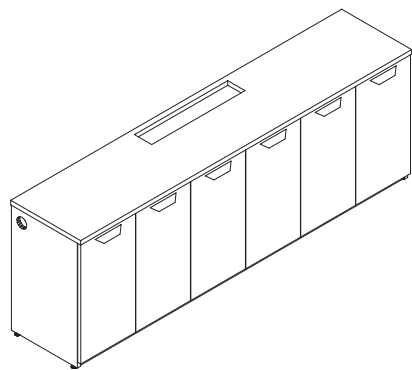
## TRIPLE DOORS, with Feet, 24"D



PART #	HEIGHT	WIDTH	DEPTH	PRICE			
				ND	N	E1	E4
FD-LC29-2478-3-F*	29"	78"	24"	\$3,934	\$4,115	\$4,722	\$4,580
FD-LC29-2484-3-F*	29"	84"	24"	\$4,033	\$4,210	\$4,819	\$4,675

# Three Section Credenza, Triple Doors

with Base



DESCRIPTION

Three section credenza, 29" high, triple doors with base.

SPECIFICATION OPTIONS

**product #:** See charts below  
**top:** See page 25  
**casing:** See page 25  
**front:** See page 25  
**pull:** See page 21  
**grommet color:** CW, BU, SV

ORDER EXAMPLE

**product #:** FD-LC29-2478-3-B-N  
**top:** M13 Licorice  
**casing:** M13 Licorice  
**front:** M13 Licorice  
**pull:** Wedge, brushed aluminum  
**grommet color:** SV Silver

Options/Notes

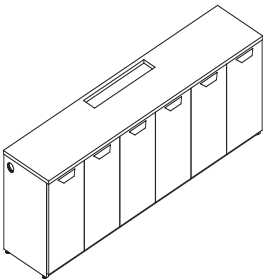
Standard Includes

- Order power by replacing \* with:
  - ND for non-powered with no flip up access door
  - N for non-powered with flip up access door
  - E1 for single circuit power
  - E4 for 4-circuit power
- Shelving matches casing selection
- Top & side grommets are included with -N, -E1 and -E4 credenzas.
- Grommet color selection applies to both top and side grommets.
- No top or side grommets included with ND credenzas.
- Includes locks

Order Separately

- Order additional electrical parts for powered credenza separately, see page 160
- Each lock core will be randomly keyed. Order key-alike separately on page 245

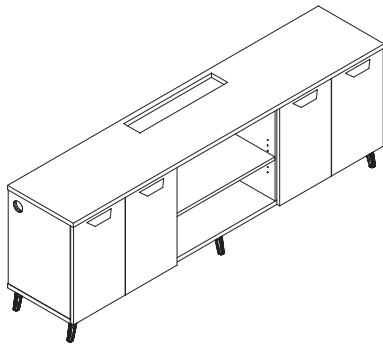
## TRIPLE DOORS, with Base, 24"D



PART #	HEIGHT	WIDTH	DEPTH	PRICE			
				ND	N	E1	E4
FD-LC29-2478-3-B*	29"	78"	24"	\$3,838	\$4,228	\$4,625	\$4,481
FD-LC29-2484-3-B*	29"	84"	24"	\$4,183	\$4,571	\$4,970	\$4,827

## Three Section Credenza, Center Shelves & Doors

with Feet



### DESCRIPTION

Three section credenza, 29" high, center shelves and doors with feet.

### SPECIFICATION OPTIONS

**product #:** See charts below  
**top:** See page 25  
**casing:** See page 25  
**front:** See page 25  
**pull:** See page 21  
**foot style:** Taper or Inset  
**support finish:** CW, BU, SV  
**grommet color:** CW, BU, SV

### ORDER EXAMPLE

**product #:** FD-LC29-2478-4-F-N  
**top:** M13 Licorice  
**casing:** M13 Licorice  
**front:** M13 Licorice  
**pull:** Wedge, brushed aluminum  
**foot style:** Taper  
**support finish:** SV Silver  
**grommet color:** SV Silver

### Options/Notes

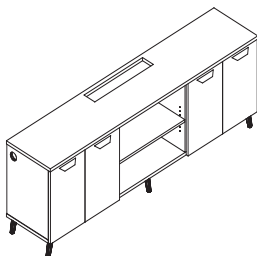
#### Standard Includes

- Order power by replacing \* with:
  - ND for non-powered with no flip up access door
  - N for non-powered with flip up access door
  - E1 for single circuit power
  - E4 for 4-circuit power
- Shelving matches casing selection
- Top & side grommets are included with -N, -E1 and -E4 credenzas.
- Grommet color selection applies to both top and side grommets.
- No top or side grommets included with ND credenzas.
- Includes locks

#### Order Separately

- Order additional electrical parts for powered credenza separately, see page 160
- Each lock core will be randomly keyed. Order key-alike separately on page 245

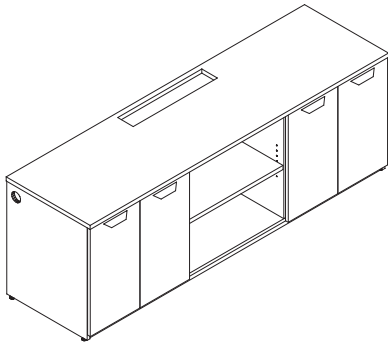
## CENTER SHELVES & DOORS with Feet, 24"D



PART #	HEIGHT	WIDTH	DEPTH	PRICE			
				ND	N	E1	E4
FD-LC29-2478-4-F*	29"	78"	24"	\$3,325	\$3,714	\$4,112	\$3,967
FD-LC29-2484-4-F*	29"	84"	24"	\$3,626	\$4,013	\$4,413	\$4,268

Three Section Credenza, Center Shelves & Doors

with Base



DESCRIPTION

Three section credenza, 29" high, center shelves and doors with base.

SPECIFICATION OPTIONS

**product #:** See charts below  
**top:** See page 25  
**casing:** See page 25  
**front:** See page 25  
**pull:** See page 21  
**grommet color:** CW, BU, SV

ORDER EXAMPLE

**product #:** FD-LC29-2478-4-B-N  
**top:** M13 Licorice  
**casing:** M13 Licorice  
**front:** M13 Licorice  
**pull:** Wedge, brushed aluminum  
**grommet color:** SV Silver

Options/Notes

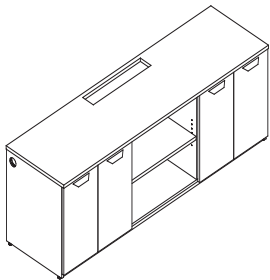
Standard Includes

- Order power by replacing \* with:
  - ND for non-powered with no flip up access door
  - N for non-powered with flip up access door
  - E1 for single circuit power
  - E4 for 4-circuit power
- Shelving matches casing selection
- Top & side grommets are included with -N, -E1 and -E4 credenzas.
- Grommet color selection applies to both top and side grommets.
- No top or side grommets included with ND credenzas.
- Includes locks

Order Separately

- Order additional electrical parts for powered credenza separately, see page 160
- Each lock core will be randomly keyed. Order key-alike separately on page 245

CENTER SHELVES & DOORS, with Base, 24"D

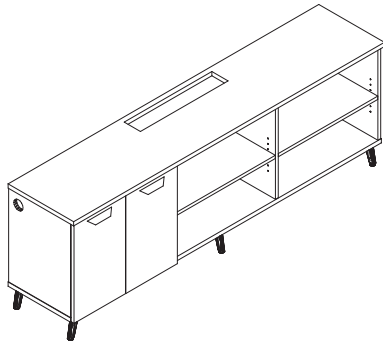


PART #	HEIGHT	WIDTH	DEPTH	PRICE			
				ND	N	E1	E4
FD-LC29-2478-4-B*	29"	78"	24"	\$3,396	\$3,785	\$4,182	\$4,040
FD-LC29-2484-4-B*	29"	84"	24"	\$3,741	\$4,130	\$4,527	\$4,385



## Three Section Credenza, Center Shelves, Doors & Shelves

with Feet



Left doors shown

### DESCRIPTION

Three section credenza, 29" high, center shelves, doors & shelves with feet.

### SPECIFICATION OPTIONS

**product #:** See charts below  
**top:** See page 25  
**casing:** See page 25  
**front:** See page 25  
**pull:** See page 21  
**foot style:** Taper or Inset  
**support finish:** CW, BU, SV  
**grommet color:** CW, BU, SV

### ORDER EXAMPLE

**product #:** FD-LC29-2478-5L-F-N  
**top:** M13 Licorice  
**casing:** M13 Licorice  
**front:** M13 Licorice  
**pull:** Wedge, brushed aluminum  
**foot style:** Taper  
**support finish:** SV Silver  
**grommet color:** SV Silver

### Options/Notes

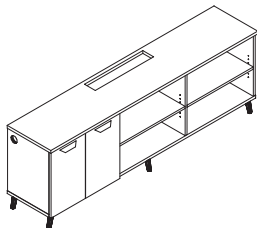
#### Standard Includes

- Order L for left doors or R for right doors
- Order power by replacing \* with:
  - ND for non-powered with no flip up access door
  - N for non-powered with flip up access door
  - E1 for single circuit power
  - E4 for 4-circuit power
- Shelving matches casing selection
- Top & side grommets are included with -N, -E1 and -E4 credenzas.
- Grommet color selection applies to both top and side grommets.
- No top or side grommets included with ND credenzas.
- Includes locks

#### Order Separately

- Order additional electrical parts for powered credenza separately, see page 160

## CENTER SHELVES, DOORS & SHELVES, with Feet, 24"D

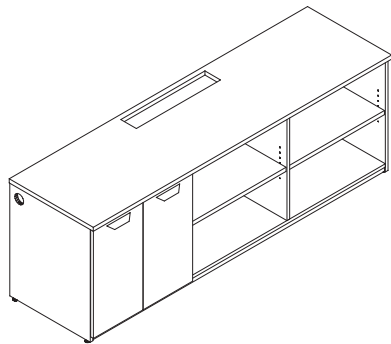


Left doors shown

PART #	HEIGHT	WIDTH	DEPTH	PRICE			
				ND	N	E1	E4
FD-LC29-2478-5L-F*	29"	78"	24"	\$3,073	\$3,460	\$3,859	\$3,716
FD-LC29-2478-5R-F*	29"	78"	24"	\$3,073	\$3,460	\$3,859	\$3,716
FD-LC29-2484-5L-F*	29"	84"	24"	\$3,220	\$3,608	\$4,006	\$3,862
FD-LC29-2484-5R-F*	29"	84"	24"	\$3,220	\$3,608	\$4,006	\$3,862

Three Section Credenza, Center Shelves, Doors & Shelves

with Base



Left doors shown

DESCRIPTION

Three section credenza, 29" high, center shelves, doors & shelves with base.

SPECIFICATION OPTIONS

**product #:** See charts below  
**top:** See page 25  
**casing:** See page 25  
**front:** See page 25  
**pull:** See page 21  
**grommet color:** CW, BU, SV

ORDER EXAMPLE

**product #:** FD-LC29-2478-5L-B-N  
**top:** M13 Licorice  
**casing:** M13 Licorice  
**front:** M13 Licorice  
**pull:** Wedge, brushed aluminum  
**grommet color:** SV Silver

Options/Notes

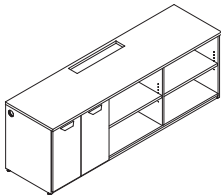
Standard Includes

- Order L for left doors or R for right doors
- Order power by replacing \* with:
  - ND for non-powered with no flip up access door
  - N for non-powered with flip up access door
  - E1 for single circuit power
  - E4 for 4-circuit power
- Shelving matches casing selection
- Top & side grommets are included with -N, -E1 and -E4 credenzas.
- Grommet color selection applies to both top and side grommets.
- No top or side grommets included with ND credenzas.
- Includes locks

Order Separately

- Order additional electrical parts for powered credenza separately, see page 160

CENTER SHELVES, DOORS & SHELVES, with Base, 24"D

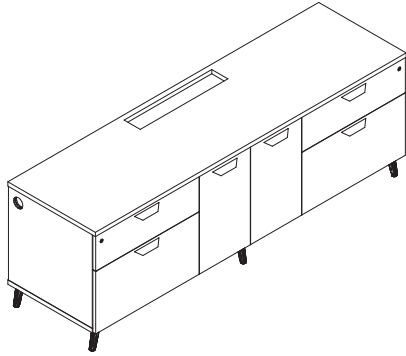


Left doors shown

PART #	HEIGHT	WIDTH	DEPTH	PRICE			
				ND	N	E1	E4
FD-LC29-2478-5L-B*	29"	78"	24"	\$3,143	\$3,530	\$3,930	\$3,785
FD-LC29-2478-5R-B*	29"	78"	24"	\$3,143	\$3,530	\$3,930	\$3,785
FD-LC29-2484-5L-B*	29"	84"	24"	\$3,301	\$3,688	\$4,087	\$3,941
FD-LC29-2484-5R-B*	29"	84"	24"	\$3,301	\$3,688	\$4,087	\$3,941

## Three Section Credenza, Center Doors & Drawers

with Feet



### DESCRIPTION

Three section credenza, 29" high, center doors & drawers with feet.

### SPECIFICATION OPTIONS

**product #:** See charts below  
**top:** See page 25  
**casing:** See page 25  
**front:** See page 25  
**pull:** See page 21  
**foot style:** Taper or Inset  
**support finish:** CW, BU, SV  
**grommet color:** CW, BU, SV

### ORDER EXAMPLE

**product #:** FD-LC29-2478-6-F-N  
**top:** M13 Licorice  
**casing:** M13 Licorice  
**front:** M13 Licorice  
**pull:** Wedge, brushed aluminum  
**foot style:** Taper  
**support finish:** SV Silver  
**grommet color:** SV Silver

### Options/Notes

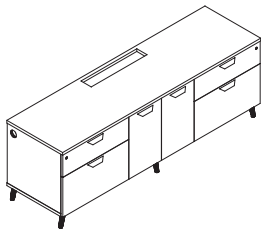
#### Standard Includes

- Order power by replacing \* with:
  - ND for non-powered with no flip up access door
  - N for non-powered with flip up access door
  - E1 for single circuit power
  - E4 for 4-circuit power
- Shelving matches casing selection
- Top & side grommets are included with -N, -E1 and -E4 credenzas.
- Grommet color selection applies to both top and side grommets.
- No top or side grommets included with ND credenzas.
- Includes locks

#### Order Separately

- Order additional electrical parts for powered credenza separately, see page 160
- Each lock core will be randomly keyed. Order key-alike separately on page 245

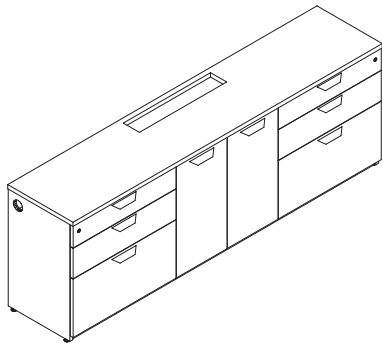
## CENTER DOORS & DRAWERS, with Feet, 24"D



PART #	HEIGHT	WIDTH	DEPTH	PRICE			
				ND	N	E1	E4
FD-LC29-2478-6-F*	29"	78"	24"	\$5,046	\$5,433	\$5,832	\$5,689
FD-LC29-2484-6-F*	29"	84"	24"	\$5,148	\$5,535	\$5,935	\$5,791

Three Section Credenza, Center Doors & Drawers

with Base



DESCRIPTION

Three section credenza, 29" high, center doors & drawers with base.

SPECIFICATION OPTIONS

**product #:** See charts below  
**top:** See page 25  
**casing:** See page 25  
**front:** See page 25  
**pull:** See page 21  
**grommet color:** CW, BU, SV

ORDER EXAMPLE

**product #:** FD-LC29-2478-6-B-N  
**top:** M13 Licorice  
**casing:** M13 Licorice  
**front:** M13 Licorice  
**pull:** Wedge, brushed aluminum  
**grommet color:** SV Silver

Options/Notes

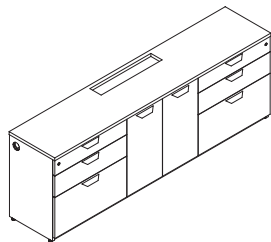
Standard Includes

- Order power by replacing \* with:
  - ND for non-powered with no flip up access door
  - N for non-powered with flip up access door
  - E1 for single circuit power
  - E4 for 4-circuit power
- Shelving matches casing selection
- Top & side grommets are included with -N, -E1 and -E4 credenzas.
- Grommet color selection applies to both top and side grommets.
- No top or side grommets included with ND credenzas.
- Includes locks

Order Separately

- Order additional electrical parts for powered credenza separately, see page 160
- Each lock core will be randomly keyed. Order key-alike separately on page 245

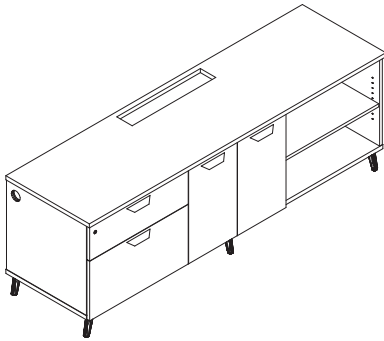
CENTER DOORS & DRAWERS, with Base, 24"D



PART #	HEIGHT	WIDTH	DEPTH	PRICE			
				ND	N	E1	E4
FD-LC29-2478-6-B*	29"	78"	24"	\$5,027	\$5,415	\$5,814	\$5,671
FD-LC29-2484-6-B*	29"	84"	24"	\$5,137	\$5,524	\$5,923	\$5,781

## Three Section Credenza, Center Doors, Drawers & Shelves

with Feet



Left drawers shown

### DESCRIPTION

Three section credenza, 29" high, center doors, drawers & shelves with feet.

### SPECIFICATION OPTIONS

**product #:** See charts below  
**top:** See page 25  
**casing:** See page 25  
**front:** See page 25  
**pull:** See page 21  
**foot style:** Taper or Inset  
**support finish:** CW, BU, SV  
**grommet color:** CW, BU, SV

### ORDER EXAMPLE

**product #:** FD-LC29-2478-7L-F-N  
**top:** M13 Licorice  
**casing:** M13 Licorice  
**front:** M13 Licorice  
**pull:** Wedge, brushed aluminum  
**foot style:** Taper  
**support finish:** SV Silver  
**grommet color:** SV Silver

### Options/Notes

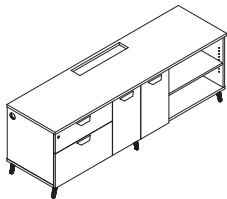
#### Standard Includes

- Order L for left drawer or R for right drawer
- Order power by replacing \* with:
  - ND for non-powered with no flip up access door
  - N for non-powered with flip up access door
  - E1 for single circuit power
  - E4 for 4-circuit power
- Shelving matches casing selection
- Top & side grommets are included with -N, -E1 and -E4 credenzas.
- Grommet color selection applies to both top and side grommets.
- No top or side grommets included with ND credenzas.
- Includes locks

#### Order Separately

- Order additional electrical parts for powered credenza separately, see page 160
- Each lock core will be randomly keyed. Order key-alike separately on page 245

## CENTER DOORS, DRAWERS & SHELVES, with Feet, 24"D

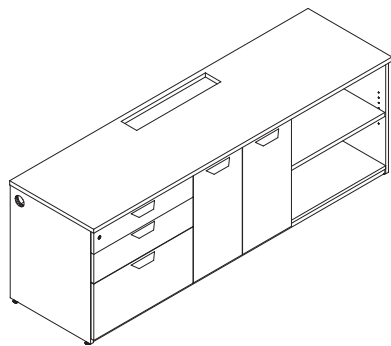


Left drawers shown

PART #	HEIGHT	WIDTH	DEPTH	PRICE			
				ND	N	E1	E4
FD-LC29-2478-7L-F*	29"	78"	24"	\$3,850	\$4,238	\$4,638	\$4,493
FD-LC29-2478-7R-F*	29"	78"	24"	\$3,850	\$4,238	\$4,638	\$4,493
FD-LC29-2484-7L-F*	29"	84"	24"	\$4,135	\$4,523	\$4,921	\$4,778
FD-LC29-2484-7R-F*	29"	84"	24"	\$4,135	\$4,523	\$4,921	\$4,778

Three Section Credenza, Center Doors, Drawers & Shelves

with Base



Left drawers shown

DESCRIPTION

Three section credenza, 29" high, center doors, drawers & shelves with base.

SPECIFICATION OPTIONS

**product #:** See charts below  
**top:** See page 25  
**casing:** See page 25  
**front:** See page 25  
**pull:** See page 21  
**grommet color:** CW, BU, SV

ORDER EXAMPLE

**product #:** FD-LC29-2478-7L-B-N  
**top:** M13 Licorice  
**casing:** M13 Licorice  
**front:** M13 Licorice  
**pull:** Wedge, brushed aluminum  
**grommet color:** SV Silver

Options/Notes

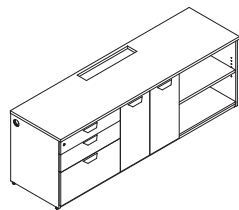
Standard Includes

- Order L for left drawer or R for right drawer
- Order power by replacing \* with:
  - ND for non-powered with no flip up access door
  - N for non-powered with flip up access door
  - E1 for single circuit power
  - E4 for 4-circuit power
- Shelving matches casing selection
- Top & side grommets are included with -N, -E1 and -E4 credenzas.
- Grommet color selection applies to both top and side grommets.
- No top or side grommets included with ND credenzas.
- Includes locks

Order Separately

- Order additional electrical parts for powered credenza separately, see page 160
- Each lock core will be randomly keyed. Order key-alike separately on page 245

CENTER DOORS, DRAWERS & SHELVES, with Base, 24"D

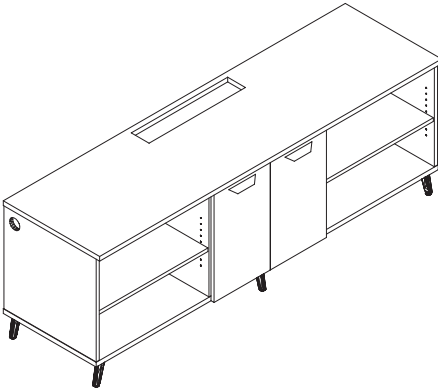


Left drawers shown

PART #	HEIGHT	WIDTH	DEPTH	PRICE			
				ND	N	E1	E4
FD-LC29-2478-7L-B*	29"	78"	24"	\$3,779	\$4,168	\$4,566	\$4,421
FD-LC29-2478-7R-B*	29"	78"	24"	\$3,779	\$4,168	\$4,566	\$4,421
FD-LC29-2484-7L-B*	29"	84"	24"	\$3,995	\$4,384	\$4,783	\$4,639
FD-LC29-2484-7R-B*	29"	84"	24"	\$3,995	\$4,384	\$4,783	\$4,639

# Three Section Credenza, Center Doors & Shelves

with Feet



## DESCRIPTION

Three section credenza, 29" high, center doors and shelves with feet.

## SPECIFICATION OPTIONS

**product #:** See charts below  
**top:** See page 25  
**casing:** See page 25  
**front:** See page 25  
**pull:** See page 21  
**foot style:** Taper or Inset  
**support finish:** CW, BU, SV  
**grommet color:** CW, BU, SV

## ORDER EXAMPLE

**product #:** FD-LC29-2478-8-F-N  
**top:** M13 Licorice  
**casing:** M13 Licorice  
**front:** M13 Licorice  
**pull:** Wedge, brushed aluminum  
**foot style:** Taper  
**support finish:** SV Silver  
**grommet color:** SV Silver

## Options/Notes

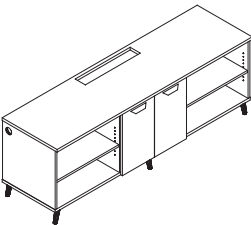
### Standard Includes

- Order power by replacing \* with:
  - ND for non-powered with no flip up access door
  - N for non-powered with flip up access door
  - E1 for single circuit power
  - E4 for 4-circuit power
- Shelving matches casing selection
- Top & side grommets are included with -N, -E1 and -E4 credenzas.
- Grommet color selection applies to both top and side grommets.
- No top or side grommets included with ND credenzas.
- Includes locks

### Order Separately

- Order additional electrical parts for powered credenza separately, see page 160

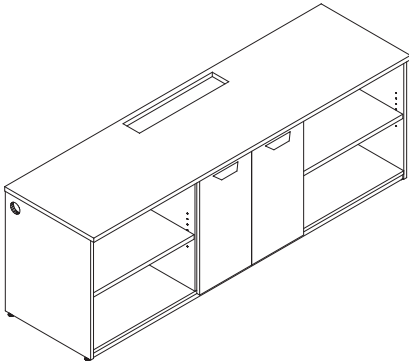
## CENTER DOORS & SHELVES, with Feet, 24"D



PART #	HEIGHT	WIDTH	DEPTH	PRICE			
				ND	N	E1	E4
FD-LC29-2478-8-F*	29"	78"	24"	\$3,073	\$3,460	\$3,859	\$3,716
FD-LC29-2484-8-F*	29"	84"	24"	\$3,220	\$3,608	\$4,006	\$3,862

# Three Section Credenza, Center Doors & Shelves

with Base



DESCRIPTION

Three section credenza, 29" high, center doors and shelves with base.

SPECIFICATION OPTIONS

**product #:** See charts below  
**top:** See page 25  
**casing:** See page 25  
**front:** See page 25  
**pull:** See page 21  
**grommet color:** CW, BU, SV

ORDER EXAMPLE

**product #:** FD-LC29-2478-8-B-N  
**top:** M13 Licorice  
**casing:** M13 Licorice  
**front:** M13 Licorice  
**pull:** Wedge, brushed aluminum  
**grommet color:** SV Silver

Options/Notes

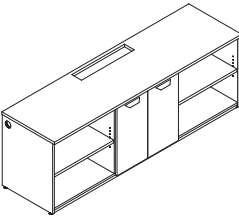
Standard Includes

- Order power by replacing \* with:
  - ND for non-powered with no flip up access door
  - N for non-powered with flip up access door
  - E1 for single circuit power
  - E4 for 4-circuit power
- Shelving matches casing selection
- Top & side grommets are included with -N, -E1 and -E4 credenzas.
- Grommet color selection applies to both top and side grommets.
- No top or side grommets included with ND credenzas.
- Includes locks

Order Separately

- Order additional electrical parts for powered credenza separately, see page 160

## CENTER DOORS & SHELVES, with Base, 24"D

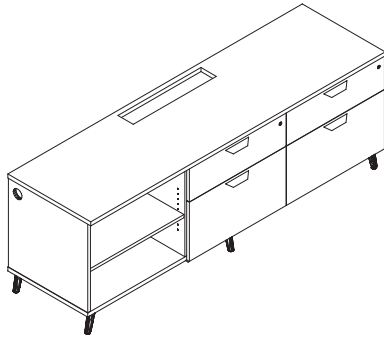


PART #	HEIGHT	WIDTH	DEPTH	PRICE			
				ND	N	E1	E4
FD-LC29-2478-8-B*	29"	78"	24"	\$3,143	\$3,530	\$3,930	\$3,785
FD-LC29-2484-8-B*	29"	84"	24"	\$3,301	\$3,688	\$4,087	\$3,941



## Three Section Credenza, Open Shelf & Double Drawers

with Feet



Right drawers shown

### DESCRIPTION

Three section credenza, 29" high, open shelf & double drawers with feet.

### SPECIFICATION OPTIONS

product #: See charts below  
top: See page 25  
casing: See page 25  
front: See page 25  
pull: See page 21  
foot style: Taper or Inset  
support finish: CW, BU, SV  
grommet color: CW, BU, SV

### ORDER EXAMPLE

product #: FD-LC29-2478-9L-F-N  
top: M13 Licorice  
casing: M13 Licorice  
front: M13 Licorice  
pull: Wedge, brushed aluminum  
foot style: Taper  
support finish: SV Silver  
grommet color: SV Silver

### Options/Notes

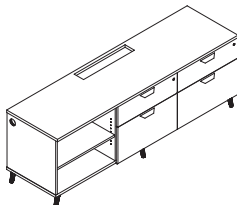
#### Standard Includes

- Order L for left drawers, or R for right drawer
- Order power by replacing \* with:
  - ND for non-powered with no flip up access door
  - N for non-powered with flip up access door
  - E1 for single circuit power
  - E4 for 4-circuit power
- Shelving matches casing selection
- Top & side grommets are included with -N, -E1 and -E4 credenzas.
- Grommet color selection applies to both top and side grommets.
- No top or side grommets included with ND credenzas.
- Includes locks

#### Order Separately

- Order additional electrical parts for powered credenza separately, see page 160
- Each lock core will be randomly keyed. Order key-alike separately on page 245

## OPEN SHELF & DOUBLE DRAWERS, with Feet, 24"D

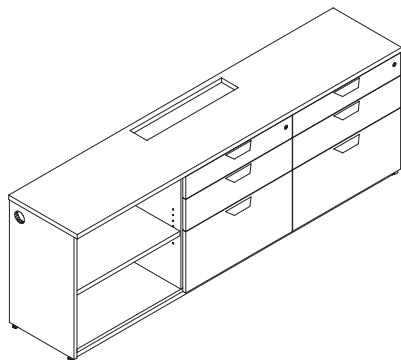


Right drawers shown

PART #	HEIGHT	WIDTH	DEPTH	PRICE			
				ND	N	E1	E4
FD-LC29-2478-9L-F*	29"	78"	24"	\$4,472	\$4,857	\$5,339	\$5,193
FD-LC29-2478-9R-F*	29"	78"	24"	\$4,472	\$4,857	\$5,339	\$5,193
FD-LC29-2484-9L-F*	29"	84"	24"	\$4,507	\$4,892	\$5,374	\$5,231
FD-LC29-2484-9R-F*	29"	84"	24"	\$4,507	\$4,892	\$5,374	\$5,231

Three Section Credenza, Open Shelf & Double Drawers

with Base



DESCRIPTION

Three section credenza, 29" high, open shelf & double drawers with base.

SPECIFICATION OPTIONS

**product #:** See charts below  
**top:** See page 25  
**casing:** See page 25  
**front:** See page 25  
**pull:** See page 21  
**grommet color:** CW, BU, SV

ORDER EXAMPLE

**product #:** FD-LC29-2478-9L-B-N  
**top:** M13 Licorice  
**casing:** M13 Licorice  
**front:** M13 Licorice  
**pull:** Wedge, brushed aluminum  
**grommet color:** SV Silver

Options/Notes

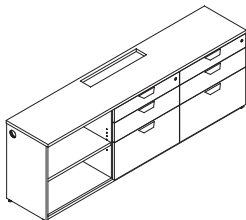
Standard Includes

- Order L for left drawers, or R for right drawer
- Order power by replacing \* with:
  - ND for non-powered with no flip up access door
  - N for non-powered with flip up access door
  - E1 for single circuit power
  - E4 for 4-circuit power
- Shelving matches casing selection
- Top & side grommets are included with -N, -E1 and -E4 credenzas.
- Grommet color selection applies to both top and side grommets.
- No top or side grommets included with ND credenzas.
- Includes locks

Order Separately

- Order additional electrical parts for powered credenza separately, see page 160
- Each lock core will be randomly keyed. Order key-alike separately on page 245

OPEN SHELF & DOUBLE DRAWERS, with Base, 24"D



Right drawers shown

PART #	HEIGHT	WIDTH	DEPTH	PRICE			
				ND	N	E1	E4
FD-LC29-2478-9L-B*	29"	78"	24"	\$4,528	\$5,186	\$5,315	\$5,172
FD-LC29-2478-9R-B*	29"	78"	24"	\$4,528	\$5,186	\$5,315	\$5,172
FD-LC29-2484-9L-B*	29"	84"	24"	\$4,661	\$5,129	\$5,447	\$5,302
FD-LC29-2484-9R-B*	29"	84"	24"	\$4,661	\$5,129	\$5,447	\$5,302

## Shared Credenza, Doors & Shelves opposite side

26" high with Base



Left doors shown

### DESCRIPTION

Shared supporting credenza, 26" high

### SPECIFICATION OPTIONS

**product #:** See charts below  
**top:** See page 25  
**casing:** See page 25  
**front:** See page 25  
**pull:** See page 21  
**grommet color:** CW, BU, SV

### ORDER EXAMPLE

**product #:** FD-LC26-2760-1L-B-ND  
**top:** M13 Licorice  
**casing:** M13 Licorice  
**front:** M13 Licorice  
**pull:** Wedge, brushed aluminum  
**grommet color:** SV Silver

### Options/Notes

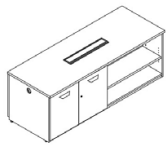
#### Standard Includes

- Order L for left doors or R for right doors
- Order power by replacing \* with:
  - ND for non-powered with no flip up access door
  - N for non-powered with flip up access door
  - E1 for single circuit power
  - E4 for 4-circuit power
- Shelving matches casing selection
- Top & side grommets are included with -N, -E1 and -E4 credenzas.
- Grommet color selection applies to both top and side grommets.
- No top or side grommets included with ND credenzas.
- Includes lock

#### Order Separately

- Order additional electrical parts for powered credenza separately, see page 160
- Each lock core will be randomly keyed. Order key-alike separately on page 245

## DOORS & SHELVES, opposite side with Base, 27"D

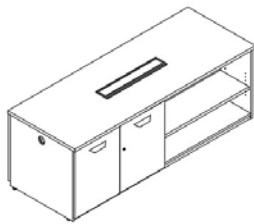


Left doors shown

PART #	HEIGHT	WIDTH	DEPTH	PRICE			
				ND	N	E1	E4
FD-LC26-2760-1L-B*	26"	60"	27"	\$3,610	\$3,989	\$4,388	\$4,243
FD-LC26-2760-1R-B*	26"	60"	27"	\$3,610	\$3,989	\$4,388	\$4,243
FD-LC26-2766-1L-B*	26"	66"	27"	\$3,837	\$4,216	\$4,616	\$4,473
FD-LC26-2766-1R-B*	26"	66"	27"	\$3,837	\$4,216	\$4,616	\$4,473
FD-LC26-2772-1L-B*	26"	72"	27"	\$4,085	\$4,462	\$4,861	\$4,718
FD-LC26-2772-1R-B*	26"	72"	27"	\$4,085	\$4,462	\$4,861	\$4,718

Shared Credenza, Doors & Shelves, same side

26" high with Base



DESCRIPTION

Shared supporting credenza, 26" high

SPECIFICATION OPTIONS

**product #:** See charts below  
**top:** See page 25  
**casing:** See page 25  
**front:** See page 25  
**pull:** See page 21  
**grommet color:** CW, BU, SV

ORDER EXAMPLE

**product #:** FD-LC26-2760-2-B-ND  
**top:** M13 Licorice  
**casing:** M13 Licorice  
**front:** M13 Licorice  
**pull:** Wedge, brushed aluminum  
**grommet color:** SV Silver

Options/Notes

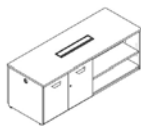
Standard Includes

- Order power by replacing \* with:
  - ND for non-powered with no flip up access door
  - N for non-powered with flip up access door
  - E1 for single circuit power
  - E4 for 4-circuit power
- Shelving matches casing selection
- Top & side grommets are included with -N, -E1 and -E4 credenzas.
- Grommet color selection applies to both top and side grommets.
- No top or side grommets included with ND credenzas.
- Includes lock

Order Separately

- Order additional electrical parts for powered credenza separately, see page 160
- Each lock core will be randomly keyed. Order key-alike separately on page 245

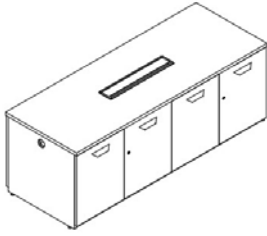
DOORS & SHELVES, same side with Base, 27"D



PART #	HEIGHT	WIDTH	DEPTH	PRICE			
				ND	N	E1	E4
FD-LC26-2760-2-B*	26"	60"	27"	\$3,610	\$3,989	\$4,388	\$4,243
FD-LC26-2766-2-B*	26"	66"	27"	\$3,837	\$4,216	\$4,616	\$4,473
FD-LC26-2772-2-B*	26"	72"	27"	\$4,085	\$4,462	\$4,861	\$4,718

## Shared Credenza, Doors & Doors

26" high with Base



### DESCRIPTION

Shared supporting credenza, 26" high

### SPECIFICATION OPTIONS

**product #:** See charts below  
**top:** See page 25  
**casing:** See page 25  
**front:** See page 25  
**pull:** See page 21  
**grommet color:** CW, BU, SV

### ORDER EXAMPLE

**product #:** FD-LC26-2760-3-B-N  
**top:** M13 Licorice  
**casing:** M13 Licorice  
**front:** M13 Licorice  
**pull:** Wedge, brushed aluminum  
**grommet color:** SV Silver

### Options/Notes

#### Standard Includes

- Order power by replacing \* with:
  - ND for non-powered with no flip up access door
  - N for non-powered with flip up access door
  - E1 for single circuit power
  - E4 for 4-circuit power
- Shelving matches casing selection
- Top & side grommets are included with -N, -E1 and -E4 credenzas.
- Grommet color selection applies to both top and side grommets.
- No top or side grommets included with ND credenzas
- Includes lock

#### Order Separately

- Order additional electrical parts for powered credenza separately, see page 160
- Each lock core will be randomly keyed. Order key-alike separately on page 245

## DOORS & DOORS, with Base, 27"D



PART #	HEIGHT	WIDTH	DEPTH	PRICE			
				ND	N	E1	E4
FD-LC26-2760-3-B*	26"	60"	27"	\$4,378	\$4,757	\$5,156	\$5,012
FD-LC26-2766-3-B*	26"	66"	27"	\$4,623	\$5,002	\$5,402	\$5,259
FD-LC26-2772-3-B*	26"	72"	27"	\$4,908	\$5,287	\$5,686	\$5,543

Shared Credenzas, Shelves & Shelves

26" high with Base



DESCRIPTION

Shared supporting credenza, 26" high

SPECIFICATION OPTIONS

**product #:** See charts below  
**top:** See page 25  
**casing:** See page 25  
**front:** See page 25  
**pull:** See page 21  
**grommet color:** CW, BU, SV

ORDER EXAMPLE

**product #:** FD-LC26-2670-4-B-N  
**top:** M13 Licorice  
**casing:** M13 Licorice  
**front:** M13 Licorice  
**pull:** Wedge, brushed aluminum  
**grommet color:** SV Silver

Options/Notes

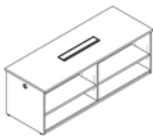
Standard Includes

- Order power by replacing \* with:
  - ND for non-powered with no flip up access door
  - N for non-powered with flip up access door
  - E1 for single circuit power
  - E4 for 4-circuit power
- Shelving matches casing selection
- Top & side grommets are included with -N, -E1 and -E4 credenzas.
- Grommet color selection applies to both top and side grommets.
- No top or side grommets included with ND credenzas.

Order Separately

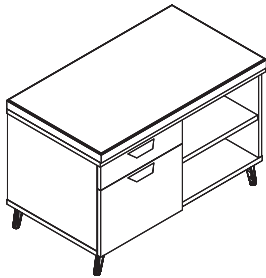
- Order additional electrical parts for powered credenza separately, see page 160

SHELVES AND SHELVES, with base, 27"D



PART #	HEIGHT	WIDTH	DEPTH	PRICE			
				ND	N	E1	E4
FD-LC26-2760-4-B*	26"	60"	27"	\$2,843	\$3,221	\$3,620	\$3,477
FD-LC26-2766-4-B*	26"	66"	27"	\$3,051	\$3,430	\$3,830	\$3,686
FD-LC26-2772-4-B*	26"	72"	27"	\$3,261	\$3,641	\$4,038	\$3,896

Credenza Cushion



DESCRIPTION

Cushions for different types of credenzas

SPECIFICATION OPTIONS

product #: See charts below

ORDER EXAMPLE

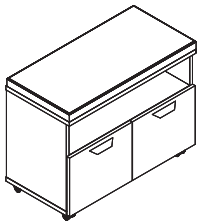
product #: FD-LCMOB- CUSH36

Options/Notes

Standard Includes

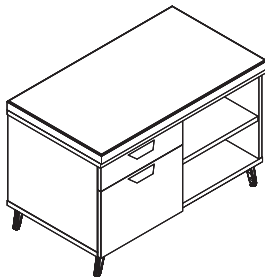
- For use with credenzas as specified

CUSHION FOR MOBILE CREDENZA



PART #	DEPTH	WIDTH	PRICE
FD-LCMOB-CUSH36	18"	36"	\$649

CUSHION FOR FIXED CREDENZA



PART #	DEPTH	WIDTH	PRICE
FD-LC-CUSH1830	18"	30"	\$566
FD-LC-CUSH1836	18"	36"	\$649
FD-LC-CUSH1842	18"	42"	\$667
FD-LC-CUSH1848	18"	48"	\$771
FD-LC-CUSH2430	24"	30"	\$656
FD-LC-CUSH2436	24"	36"	\$741
FD-LC-CUSH2442	24"	42"	\$860
FD-LC-CUSH2448	24"	48"	\$981

# Credenza Power Components

Single circuit

DESCRIPTION
Power distribution for single circuit powered credenzas. Plugs into electrical outlet



SPECIFICATION OPTIONS	ORDER EXAMPLE
product #: See charts below	product #: FD-BPI.1CIR

## Options/Notes

Standard Includes

- For use with credenzas specified with -E1 at the end of the part #.

## SINGLE CIRCUIT INFEEED

	PART #	LENGTH	PRICE	NOTES
	FD-BPI.1CIR	96"	\$117	<ul style="list-style-type: none"><li>• Plug-in power infeed for use with single circuit power distribution.</li><li>• First connection must be plugged into the wall. Additional connections can be daisy chained.</li></ul>

## DAISY CHAIN POWER CONNECTOR

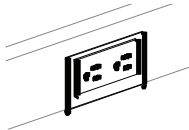
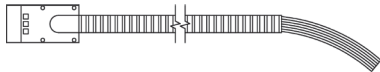
	PART #	LENGTH	PRICE	NOTES
	FD-DCI.1CIR	96"	\$117	<ul style="list-style-type: none"><li>• Distributes power to adjacent credenzas.</li></ul>





# Credenza Power Components

4 circuit



## DESCRIPTION

Power distribution for 4-circuit powered credenzas

## SPECIFICATION OPTIONS

product #: See charts below

## ORDER EXAMPLE

product #: FB-BPE

## Options/Notes

### Standard Includes

- For use with credenzas specified with -E4 at the end of the part #.
- Order (2) duplexes per credenza.

## 4-CIRCUIT INFEEED



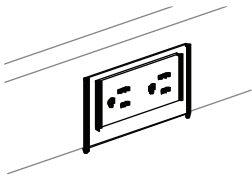
PART #	LENGTH	PRICE	NOTES
FD-BPI.4CIR	72"	\$442	<ul style="list-style-type: none"><li>• Hardwire power infeed for use with 4 circuit power distribution.</li><li>• Must be hardwired by an electrician.</li><li>• 72" whip</li></ul>

## DAISY CHAIN POWER CONNECTOR



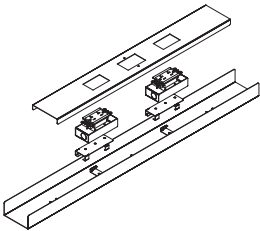
PART #	LENGTH	PRICE	NOTES
FD-CPJ.36	22"	\$350	<ul style="list-style-type: none"><li>• Connects to adjacent credenzas.</li><li>• Last two digits of the part # represent the width of the credenza it should be used with. (Example: FD-CPJ.60 is for use with 60"W credenzas).</li><li>• 4-circuit power distribution.</li></ul>
FD-CPJ.42	28"	\$357	
FD-CPJ.48	34"	\$366	
FD-CPJ.54	40"	\$397	
FD-CPJ.60	46"	\$440	
FD-CPJ.66	52"	\$479	
FD-CPJ.72	58"	\$514	
FD-CPJ.78	64"	\$555	
FD-CPJ.84	70"	\$598	

DUPLEX



PART #		PRICE	NOTES
FIRECP4.I	circuit A	\$39	<ul style="list-style-type: none"><li>• Used in 4-circuit powered credenza. Order 2 per credenza.</li><li>• Provides access to I, II, III, IIII circuit.</li><li>• Provides dedicated circuit with "IIII" receptacle.</li></ul>
FIRECP4.II	circuit B	\$39	
FIRECP4.III	circuit C	\$39	
FIRECP4.IIII	circuit D, dedicated	\$39	
FIRECP4.II-CONT	Circuit II	\$39	<ul style="list-style-type: none"><li>• Receptacle -CONT are permanently marked CONTROLLED on the face of the receptacle and must be connected to a timer or motion sensor at the infeed location by a licensed electrician in order to comply with California T24</li></ul>
FIRECP4.III-CONT	Circuit III	\$39	

CHICAGO POWER BOX

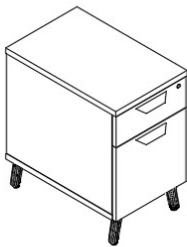


PART #		PRICE	NOTES
FDCPB.D		\$153	<ul style="list-style-type: none"><li>• Chicago Power Boxes house electrical components provided by others</li><li>• For use with -N non-powered credenzas</li><li>• Accommodates 2 duplexes (provided by others)</li></ul>

# STORAGE

Supporting Pedestal

26" high with feet



DESCRIPTION	
Supporting pedestals with feet	
SPECIFICATION OPTIONS	ORDER EXAMPLE
<b>product #:</b> See charts below <b>top:</b> See page 25 <b>casing:</b> See page 25 <b>front:</b> See page 25 <b>pull:</b> See page 21 <b>foot:</b> taper or inset <b>support finish:</b> CW, BU, SV	<b>product #:</b> FD-BFS-24-F <b>top:</b> Espresso <b>casing:</b> Espresso <b>front:</b> Espresso <b>pull:</b> Wedge <b>foot:</b> Inset <b>support finish:</b> CW, Cloud White

Options/Notes

Standard Includes

- Supporting Pedestal, 26" high with feet
- Includes pencil tray in top drawer.
- Locking drawers
- Key alike available, see page 245

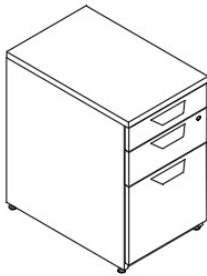
BOX/FILE with Feet, 26" High



PART #	HEIGHT	WIDTH	DEPTH	PRICE
FD-BFS-24-F	26"	15.5"	24"	\$1,324
FD-BFS-30-F	26"	15.5"	30"	\$1,411
FD-BFS-36-F	26"	15.5"	36"	\$1,514

Supporting Pedestal

26" high with base



DESCRIPTION

Supporting pedestals with base

SPECIFICATION OPTIONS

**product #:** See charts below  
**top:** See page 25  
**casing:** See page 25  
**front:** See page 25  
**pull :** See page 21

ORDER EXAMPLE

**product #:** FD-BFS-24-F  
**top :** Espresso  
**casing :** Espresso  
**front :** Espresso  
**pull :** Wedge

Options/Notes

Standard Includes

- Supporting Pedestal, 26" high with base
- Includes pencil tray in top drawer.
- Locking drawers
- Key alike available, see page 245

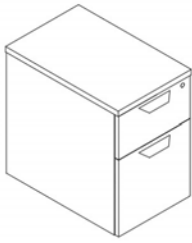
PENCIL/BOX/FILE with Base, 26" High



PART #	HEIGHT	WIDTH	DEPTH	PRICE
FD-PBFS-24-B	26"	15.5"	24"	\$1,349
FD-PBFS-30-B	26"	15.5"	30"	\$1,623
FD-PBFS-36-B	26"	15.5"	36"	\$1,708

## Mobile Pedestal

Freestanding



### DESCRIPTION

Mobile pedestal on casters

### SPECIFICATION OPTIONS

**product #:** See charts below  
**top:** See page 25  
**casing:** See page 25  
**front:** See page 25  
**pull:** See page 21

### ORDER EXAMPLE

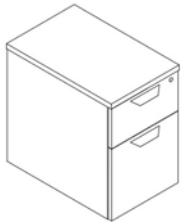
**product #:** FD-BF-2016-MOB  
**top:** Espresso  
**casing:** Espresso  
**front:** Espresso  
**pull:** Wedge, brushed aluminum

### Options/Notes

#### Standard Includes

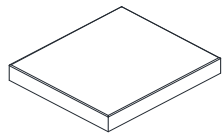
- Maximum weight limit for each drawer is 55lbs
- Includes pencil tray in top drawer.
- Locking drawers
- Key alike available, see page 245

## BOX/FILE MOBILE



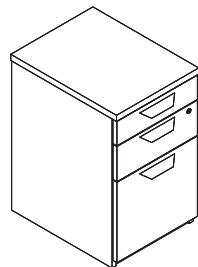
PART #	HEIGHT	WIDTH	DEPTH	PRICE	NOTES
FD-BF-2016-MOB	24"	15.5"	20"	\$1,383	• Includes casters
FD-BF-2416-MOB	24"	15.5"	24"	\$1,424	• Maximum weight limit for each drawer is 55lbs

## PEDESTAL CUSHION FOR MOBILE BOX/FILE



PART #	HEIGHT	WIDTH	DEPTH	PRICE	NOTES
FD-BF-2016.CUSH	1-3/4"	15.5"	20"	\$409	• For use with mobile box file only
FD-BF-2416.CUSH	1-3/4"	15.5"	24"	\$513	• <b>Passage and Terrain fabrics cannot be used on cushions</b> (see page 6).

## PENICL/BOX/FILE MOBILE



PART #	HEIGHT	WIDTH	DEPTH	PRICE	NOTES
FD-PBF-2016-MOB	24.5"	15.5"	20"	\$1,757	• Includes casters • Maximum weight limit for each drawer is 55lbs

# Lateral Box/File

2 Drawer with Feet



## DESCRIPTION

Lateral box/file with feet and drawers

## SPECIFICATION OPTIONS

**product #:** See charts below  
**top:** See page 25  
**casing:** See page 25  
**front:** See page 25  
**pull:** See page 21  
**foot style:** Taper or Inset  
**support finish:** CW, BU, SV

## ORDER EXAMPLE

**product #:** FD-LF-2-30-F  
**top:** Espresso  
**casing:** Espresso  
**front:** Espresso  
**pull:** Wedge, brushed aluminum  
**foot style:** Inset  
**support finish:** CW Cloud White

## Options/Notes

### Standard Includes

- Laminate storage with box/file drawers
- Lateral files include counterweight
- Locking drawers

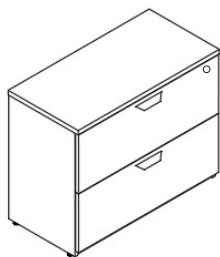
## LATERAL FILE with Feet, 2 Drawers



PART #	HEIGHT	WIDTH	DEPTH	PRICE	NOTES
FD-LF-2-30-F	29"	30"	23.75"	\$2,182	• Max Weight is 130 LBS per drawer
FD-LF-2-36-F	29"	36"	23.75"	\$2,458	
FD-LF-2-42-F	29"	42"	23.75"	\$2,659	

Lateral File

2 Drawer with Base



DESCRIPTION
Lateral file with base and drawers

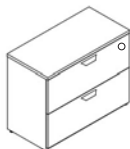
SPECIFICATION OPTIONS	ORDER EXAMPLE
<b>product #:</b> See charts below <b>top:</b> See page 25 <b>casing:</b> See page 25 <b>front:</b> See page 25 <b>pull:</b> See page 21	<b>product #:</b> FD-LF-2-30-B <b>top:</b> Espresso <b>casing:</b> Espresso <b>front:</b> Espresso <b>pull:</b> Wedge, brushed aluminum

Options/Notes

Standard Includes

- Laminate storage with file/file drawers
- Lateral files include counterweight
- Locking drawers

LATERAL FILE with Base, 2 Drawers

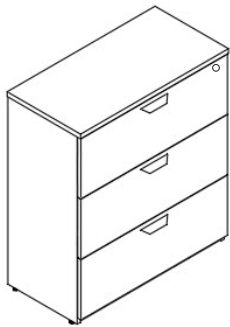


PART #	HEIGHT	WIDTH	DEPTH	PRICE	NOTES
FD-LF-2-30-B	29"	30"	23.75"	\$2,187	• Max Weight is 130 LBS per drawer
FD-LF-2-36-B	29"	36"	23.75"	\$2,389	
FD-LF-2-42-B	29"	42"	23.75"	\$2,591	



# Lateral File

3 Drawer with Base



DESCRIPTION

Lateral file with base and drawers

SPECIFICATION OPTIONS

**product #:** See charts below  
**top:** See page 25  
**casing:** See page 25  
**front:** See page 25  
**pull:** See page 21

ORDER EXAMPLE

**product #:** FD-LF-3-30-B  
**top:** Espresso  
**casing:** Espresso  
**front:** Espresso  
**pull:** Wedge, brushed aluminum

Options/Notes

Standard Includes

- Laminate storage with file drawers
- Lateral files include counterweight
- Locking drawers

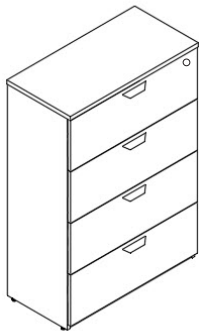
## LATERAL FILE with Base, 3 Drawers



PART #	HEIGHT	WIDTH	DEPTH	PRICE	NOTES
FD-LF-3-30-B	41"	30"	23.75"	\$2,959	• Max weight is 130 LBS per drawer
FD-LF-3-36-B	41"	36"	23.75"	\$3,224	
FD-LF-3-42-B	41"	42"	23.75"	\$3,491	

Lateral File

4 Drawer with Base



DESCRIPTION
Lateral file with base and drawers

SPECIFICATION OPTIONS	ORDER EXAMPLE
<b>product #:</b> See charts below <b>top:</b> See page 25 <b>casing:</b> See page 25 <b>front:</b> See page 25 <b>pull:</b> See page 21	<b>product #:</b> FD-LF-4-30-B <b>top:</b> Espresso <b>casing:</b> Espresso <b>front:</b> Espresso <b>pull:</b> Wedge, brushed aluminum

Options/Notes

Standard Includes

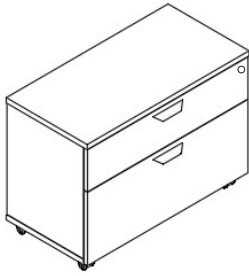
- Laminated storage with file drawers
- Lateral files include counterweight
- Locking drawers

LATERAL FILE with Base, 4 Drawers



PART #	HEIGHT	WIDTH	DEPTH	PRICE	NOTES
FD-LF-4-30-B	53"	30"	23.75"	\$3,720	• Max weight is 130 LBS per drawer
FD-LF-4-36-B	53"	36"	23.75"	\$4,047	
FD-LF-4-42-B	53"	42"	23.75"	\$4,377	

## Mobile Credenzas



### DESCRIPTION

Mobile credenzas

### SPECIFICATION OPTIONS

**product #:** See charts below  
**top:** See page 25  
**casing:** See page 25  
**front:** See page 25  
**pull:** See page 21

### ORDER EXAMPLE

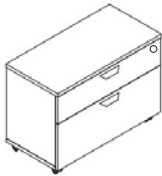
**product #:** FD-LC-36-1-MOB  
**top:** Espresso  
**casing:** Espresso  
**front:** Espresso  
**pull:** Wedge, brushed aluminum

### Options/Notes

#### Standard Includes

- Laminate mobile storage credenzas
- Locking drawers

## BOX/FILE DRAWERS



PART #	HEIGHT	WIDTH	DEPTH	PRICE	NOTES
FD-LC-36-1-MOB	26"	36"	18"	\$2,114	<ul style="list-style-type: none"> <li>• Max weight is 120 LBS per drawer</li> <li>• Locking drawers</li> </ul>

## FILE DRAWER/OPEN SHELF



PART #	HEIGHT	WIDTH	DEPTH	PRICE	NOTES
FD-LC-36-2-MOB	26"	36"	18"	\$1,915	<ul style="list-style-type: none"> <li>• Max weight is 120 LBS per drawer</li> </ul>

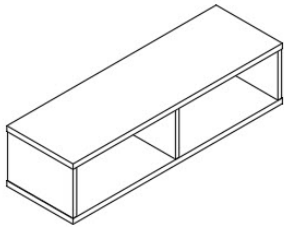
## SWING DOORS/OPEN SHELF



PART #	HEIGHT	WIDTH	DEPTH	PRICE
FD-LC-36-3-MOB	26"	36"	18"	\$2,273

# Hutch Overhead, Open Shelf

Single-sided



DESCRIPTION

Hutch overhead with open shelf, single-sided, full backpanel

SPECIFICATION OPTIONS

**product #:** See charts below  
**top:** See page 25  
**casing:** See page 25

ORDER EXAMPLE

**product #:** FD-OS-1236-C  
**top:** Espresso  
**casing:** Espresso

Options/Notes

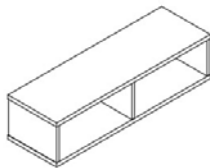
Standard Includes

- To align with 53" high towers, see guide on page 42

Order Separately

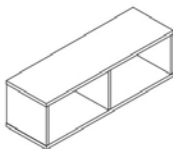
- Hutch supports, see page 176

## OPEN SHELF, SINGLE-SIDED, 12" HIGH



PART #	HEIGHT	WIDTH	DEPTH	PRICE
FD-OS-1236-C	12"	36"	13.75"	\$689
FD-OS-1242-C	12"	42"	13.75"	\$758
FD-OS-1248-C	12"	48"	13.75"	\$823
FD-OS-1254-C	12"	54"	13.75"	\$891
FD-OS-1260-C	12"	60"	13.75"	\$959
FD-OS-1266-C	12"	66"	13.75"	\$1,026
FD-OS-1272-C	12"	72"	13.75"	\$1,094

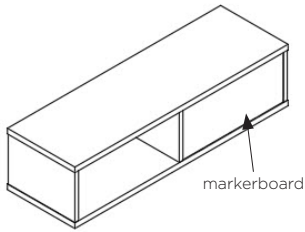
## OPEN SHELF, SINGLE-SIDED, 15" HIGH



PART #	HEIGHT	WIDTH	DEPTH	PRICE
FD-OS-1536-C	15"	36"	13.75"	\$739
FD-OS-1542-C	15"	42"	13.75"	\$811
FD-OS-1548-C	15"	48"	13.75"	\$881
FD-OS-1554-C	15"	54"	13.75"	\$952
FD-OS-1560-C	15"	60"	13.75"	\$1,023
FD-OS-1566-C	15"	66"	13.75"	\$1,094
FD-OS-1572-C	15"	72"	13.75"	\$1,164

## Hutch Overhead, Open Shelf

Shared



### DESCRIPTION

Hutch overhead with open shelf, markerboard, shared

### SPECIFICATION OPTIONS

**product #:** See charts below  
**top:** See page 25  
**casing:** See page 25

### ORDER EXAMPLE

**product #:** FD-OS-1248-D  
**top:** Espresso  
**casing:** Espresso

### Options/Notes

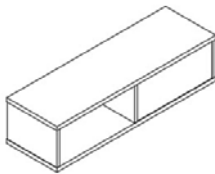
#### Standard Includes

- To align with 53" high towers, see guide on page 42

#### Order Separately

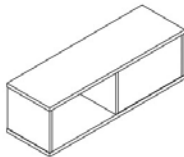
- Hutch supports, see page 176

## OPEN SHELF, SHARED, 12" HIGH



PART #	HEIGHT	WIDTH	DEPTH	PRICE
FD-OS-1236-D	12"	36"	13.75"	\$871
FD-OS-1242-D	12"	42"	13.75"	\$969
FD-OS-1248-D	12"	48"	13.75"	\$1,064
FD-OS-1254-D	12"	54"	13.75"	\$1,160
FD-OS-1260-D	12"	60"	13.75"	\$1,257
FD-OS-1266-D	12"	66"	13.75"	\$1,354
FD-OS-1272-D	12"	72"	13.75"	\$1,449

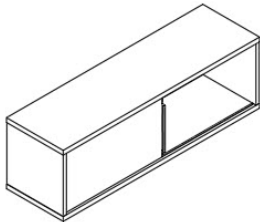
## OPEN SHELF, SHARED, 15" HIGH



PART #	HEIGHT	WIDTH	DEPTH	PRICE
FD-OS-1536-D	15"	36"	13.75"	\$967
FD-OS-1542-D	15"	42"	13.75"	\$1,074
FD-OS-1548-D	15"	48"	13.75"	\$1,179
FD-OS-1554-D	15"	54"	13.75"	\$1,286
FD-OS-1560-D	15"	60"	13.75"	\$1,393
FD-OS-1566-D	15"	66"	13.75"	\$1,500
FD-OS-1572-D	15"	72"	13.75"	\$1,606

Hutch Overhead, Sliding Door

Single-sided



right shown

DESCRIPTION

Hutch overhead with sliding door, single-sided

SPECIFICATION OPTIONS

**product #:** See charts below  
**top:** See page 25  
**casing:** See page 25  
**front:** See page 25  
**pulls:** See page 21

ORDER EXAMPLE

**product #:** FD-OS-1248R-E  
**top:** Espresso  
**casing:** Espresso  
**front:** Espresso  
**pull:** Wedge, brushed aluminum

Options/Notes

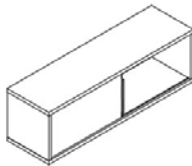
Standard Includes

- To align with 53" high towers, see guide on page 42

Order Separately

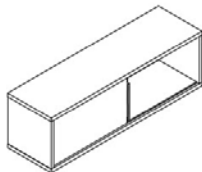
- Hutch supports, see page 176

SLIDING DOOR, SINGLE-SIDED, 12" HIGH



PART #	HEIGHT	WIDTH	DEPTH	PRICE	NOTES
FD-OS-1248L-E	12"	48"	13.75"	\$963	• Specify L for left or R for right indicating door pull location.
FD-OS-1248R-E	12"	48"	13.75"	\$963	
FD-OS-1254L-E	12"	54"	13.75"	\$1,038	
FD-OS-1254R-E	12"	54"	13.75"	\$1,038	
FD-OS-1260L-E	12"	60"	13.75"	\$1,113	
FD-OS-1260R-E	12"	60"	13.75"	\$1,113	
FD-OS-1266L-E	12"	66"	13.75"	\$1,189	
FD-OS-1266R-E	12"	66"	13.75"	\$1,189	
FD-OS-1272L-E	12"	72"	13.75"	\$1,264	
FD-OS-1272R-E	12"	72"	13.75"	\$1,264	

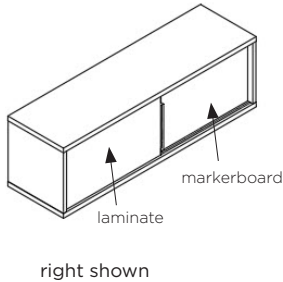
SLIDING DOOR, SINGLE-SIDED, 15" HIGH



PART #	HEIGHT	WIDTH	DEPTH	PRICE	NOTES
FD-OS-1548L-E	15"	48"	13.75"	\$1,021	• Specify L for left or R for right indicating door pull location.
FD-OS-1548R-E	15"	48"	13.75"	\$1,021	
FD-OS-1554L-E	15"	54"	13.75"	\$1,097	
FD-OS-1554R-E	15"	54"	13.75"	\$1,097	
FD-OS-1560L-E	15"	60"	13.75"	\$1,178	
FD-OS-1560R-E	15"	60"	13.75"	\$1,178	
FD-OS-1566L-E	15"	66"	13.75"	\$1,257	
FD-OS-1566R-E	15"	66"	13.75"	\$1,257	
FD-OS-1572L-E	15"	72"	13.75"	\$1,334	
FD-OS-1572R-E	15"	72"	13.75"	\$1,334	

## Hutch Overhead, Sliding Door

Shared



### DESCRIPTION

Hutch overhead with sliding laminate door and markerboard, shared

### SPECIFICATION OPTIONS

**product #:** See charts below  
**top:** See page 25  
**casing:** See page 25  
**front:** See page 25  
**pulls:** See page 21

### ORDER EXAMPLE

**product #:** FD-OS-1248R-F  
**top:** Espresso  
**casing:** Espresso  
**front:** Espresso  
**pull:** Wedge, brushed aluminum

### Options/Notes

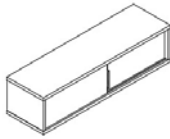
#### Standard Includes

- To align with 53" high towers, see guide on page 42

#### Order Separately

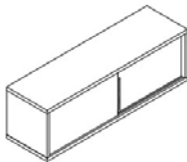
- Hutch supports, see page 176

### SLIDING DOOR, SHARED, 12" HIGH



PART #	HEIGHT	WIDTH	DEPTH	PRICE	NOTES
FD-OS-1248L-F	12"	48"	13.75	\$1,528	• Specify L for left or R for right indicating door pull location.
FD-OS-1248R-F	12"	48"	13.75	\$1,528	
FD-OS-1254L-F	12"	54"	13.75	\$1,659	
FD-OS-1254R-F	12"	54"	13.75	\$1,659	
FD-OS-1260L-F	12"	60"	13.75	\$1,792	
FD-OS-1260R-F	12"	60"	13.75	\$1,792	
FD-OS-1266L-F	12"	66"	13.75	\$1,922	
FD-OS-1266R-F	12"	66"	13.75	\$1,922	
FD-OS-1272L-F	12"	72"	13.75	\$2,055	
FD-OS-1272R-F	12"	72"	13.75	\$2,055	

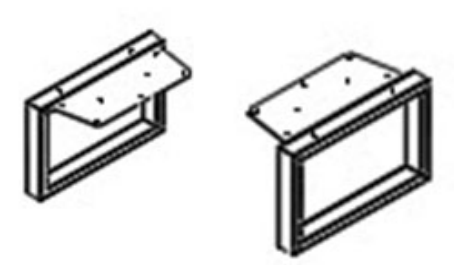
### SLIDING DOOR, SHARED, 15" HIGH



PART #	HEIGHT	WIDTH	DEPTH	PRICE	NOTES
FD-OS-1548L-F	15"	48"	13.75	\$1,643	• Specify L for left or R for right indicating door pull location.
FD-OS-1548R-F	15"	48"	13.75	\$1,643	
FD-OS-1554L-F	15"	54"	13.75	\$1,785	
FD-OS-1554R-F	15"	54"	13.75	\$1,785	
FD-OS-1560L-F	15"	60"	13.75	\$1,928	
FD-OS-1560R-F	15"	60"	13.75	\$1,928	
FD-OS-1566L-F	15"	66"	13.75	\$2,069	
FD-OS-1566R-F	15"	66"	13.75	\$2,069	
FD-OS-1572L-F	15"	72"	13.75	\$2,211	
FD-OS-1572R-F	15"	72"	13.75	\$2,211	

# Hutch Overhead

Hutch Support



DESCRIPTION

Hutch support for worksurface or credenza mount.

SPECIFICATION OPTIONS

product #: See charts below  
support finish: CW, BU, SV

ORDER EXAMPLE

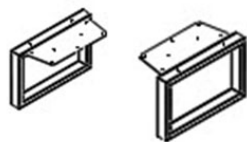
product #: FCHS.1412  
support finish: SV Silver

Options/Notes

Standard Includes

- Supports for overhead Hutches
- Can be mounted to a credenza or worksurface
- To align with 53" high towers, see guide on page 42

## HUTCH SUPPORT



PART #	HEIGHT	DEPTH	PRICE	NOTES
FCHS.1409	9"	13.75	\$212	• Sold in pairs
FCHS.1412	12"	13.75	\$224	
FCHS.1415	15"	13.75	\$238	

## SHARED HUTCH SUPPORT

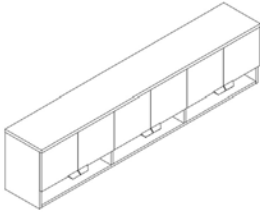


PART #	HEIGHT	PRICE	NOTES
FD-DA-DT300	12"	\$243	Used to mount shared hutches on top of a credenza.  Sold in pairs.



## Wall Mounted Overhead

Laminate



### DESCRIPTION

Wall mounted overhead with laminate swing doors, open shelves and paper shelves

### SPECIFICATION OPTIONS

**product #:** See charts below  
**top:** See page 25  
**casing:** See page 25  
**front:** See page 25  
**overhead pull:** BA or BU

### ORDER EXAMPLE

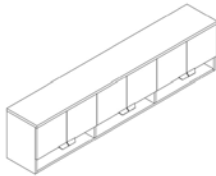
**product #:** FD-OS-1636-M  
**top:** Espresso  
**casing:** Espresso  
**front:** Espresso  
**overhead pull:** BA Brushed Aluminum

### Options/Notes

#### Standard Includes

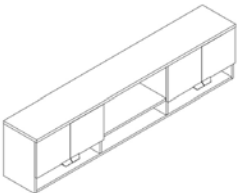
- Wall mounted overheads have tab style pulls only, choose finish BA Brushed Aluminum or BU Black Umber

## LAMINATE SWING DOORS & PAPER SHELF, 20" HIGH



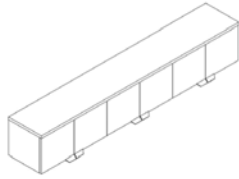
PART #	HEIGHT	WIDTH	DEPTH	PRICE	NOTES
FD-OS-2036-H	20"	36"	14"	\$1,517	• Laminate swing doors & paper shelf
FD-OS-2042-H	20"	42"	14"	\$1,639	
FD-OS-2048-H	20"	48"	14"	\$1,746	
FD-OS-2054-H	20"	54"	14"	\$1,871	
FD-OS-2060-H	20"	60"	14"	\$1,978	
FD-OS-2066-H	20"	66"	14"	\$2,418	
FD-OS-2072-H	20"	72"	14"	\$2,533	
FD-OS-2078-H	20"	78"	14"	\$2,649	
FD-OS-2084-H	20"	84"	14"	\$2,764	

## LAMINATE SWING DOORS, OPEN SHELF & PAPER SHELF, 20" HIGH



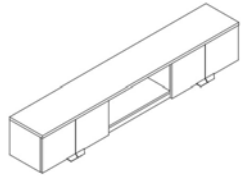
PART #	HEIGHT	WIDTH	DEPTH	PRICE	NOTES
FD-OS-2060-J	20"	60"	14"	\$2,087	• Laminate swing doors, open shelf, & paper shelf
FD-OS-2066-J	20"	66"	14"	\$2,117	
FD-OS-2072-J	20"	72"	14"	\$2,225	
FD-OS-2078-J	20"	78"	14"	\$2,334	
FD-OS-2084-J	20"	84"	14"	\$2,442	

## LAMINATE SWING DOORS, 16" HIGH



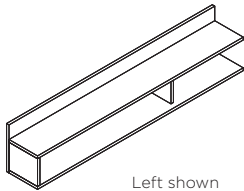
PART #	HEIGHT	WIDTH	DEPTH	PRICE	NOTES
FD-OS-1636-M	16"	36"	14"	\$1,450	• Laminate swing doors
FD-OS-1642-M	16	42"	14"	\$1,557	
FD-OS-1648-M	16	48"	14"	\$1,651	
FD-OS-1654-M	16	54"	14"	\$1,759	
FD-OS-1660-M	16"	60"	14"	\$1,902	
FD-OS-1666-M	16	66"	14"	\$2,290	
FD-OS-1672-M	16	72"	14"	\$2,391	
FD-OS-1678-M	16	78"	14"	\$2,492	
FD-OS-1684-M	16"	84"	14"	\$2,591	

## LAMINATE SWING DOORS & OPEN SHELF, 16" HIGH



PART #	HEIGHT	WIDTH	DEPTH	PRICE	NOTES
FD-OS-1660-N	16"	60"	14"	\$1,836	• Laminate swing doors & open shelf
FD-OS-1666-N	16	66"	14"	\$1,910	
FD-OS-1672-N	16	72"	14"	\$2,004	
FD-OS-1678-N	16	78"	14"	\$2,093	
FD-OS-1684-N	16"	84"	14"	\$2,187	

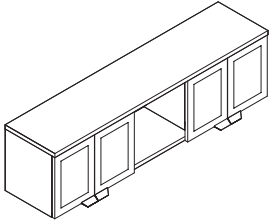
## LAMINATE OPEN SHELF, 17" HIGH



PART #	HEIGHT	WIDTH	DEPTH	PRICE	NOTES
FD-OS-1736L-S	17"	36"	12.75"	\$1,668	• Laminate open shelf • Interior height of shelf is 9 3/4"
FD-OS-1736R-S	17"	36"	12.75"	\$1,668	
FD-OS-1742L-S	17"	42"	12.75"	\$1,757	
FD-OS-1742R-S	17"	42"	12.75"	\$1,757	
FD-OS-1748L-S	17"	48"	12.75"	\$1,872	
FD-OS-1748R-S	17"	48"	12.75"	\$1,872	
FD-OS-1754L-S	17"	54"	12.75"	\$1,962	
FD-OS-1754R-S	17"	54"	12.75"	\$1,962	
FD-OS-1760L-S	17"	60"	12.75"	\$2,051	
FD-OS-1760R-S	17"	60"	12.75"	\$2,051	
FD-OS-1766L-S	17"	66"	12.75"	\$2,140	
FD-OS-1766R-S	17"	66"	12.75"	\$2,140	
FD-OS-1772L-S	17"	72"	12.75"	\$2,255	
FD-OS-1772R-S	17"	72"	12.75"	\$2,255	
FD-OS-1778L-S	17"	78"	12.75"	\$2,511	
FD-OS-1778R-S	17"	78"	12.75"	\$2,511	
FD-OS-1784L-S	17"	84"	12.75"	\$2,604	
FD-OS-1784R-S	17"	84"	12.75"	\$2,604	

## Wall Mounted Overhead

Aluminium/Glass



### DESCRIPTION

Wall mount overhead with aluminum/glass swing doors, open shelves and paper shelves

### SPECIFICATION OPTIONS

**product #:** See charts below  
**top:** See page 25  
**casing:** See page 25  
**overhead pull:** BA or BU

### ORDER EXAMPLE

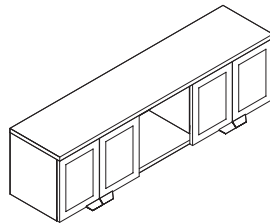
**product #:** FD-OS-1660-P  
**top:** Espresso  
**casing:** Espresso  
**overhead pull:** BA Brushed Aluminum

### Options/Notes

#### Standard Includes

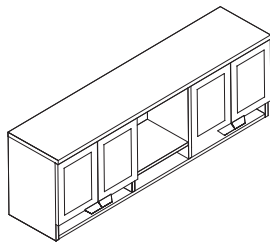
- Wall mounted overheads have tab style pulls only, choose finish BA Brushed Aluminum or BU Black Umber

## ALUMINIUM/GLASS SWING DOORS & OPEN SHELF, 16" HIGH



PART #	HEIGHT	WIDTH	DEPTH	PRICE	NOTES
FD-OS-1660-P	16"	60"	14"	\$3,492	• Aluminum/Glass swing doors & open shelf
FD-OS-1666-P	16	66"	14"	\$3,694	
FD-OS-1672-P	16	72"	14"	\$3,769	
FD-OS-1678-P	16	78"	14"	\$3,843	
FD-OS-1684-P	16"	84"	14"	\$3,918	

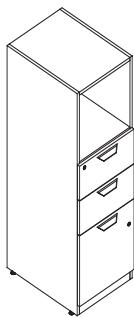
## ALUMINIUM/GLASS SWING DOORS & OPEN SHELF, PAPER SHELF BELOW 20" HIGH



PART #	HEIGHT	WIDTH	DEPTH	PRICE	NOTES
FD-OS-2060-Q	20"	60"	14"	\$3,669	• Aluminum/Glass swing doors, open shelf & paper shelf
FD-OS-2066-Q	20"	66"	14"	\$3,745	
FD-OS-2072-Q	20"	72"	14"	\$3,822	
FD-OS-2078-Q	20"	78"	14"	\$3,896	
FD-OS-2084-Q	20"	84"	14"	\$3,968	

Towers

With Base



Shown above are two style options.  
More styles are available below.

DESCRIPTION

Storage with vertical style combinations of drawers, shelves, and doors

SPECIFICATION OPTIONS

**product #:** See charts below  
**top:** See page 25  
**casing:** See page 25  
**front:** See page 25  
**pull:** See page 21

ORDER EXAMPLE

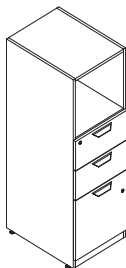
**product #:** FD-ST-1853-B  
**top:** Espresso  
**casing:** Espresso  
**front:** Espresso  
**pull:** Wedge, brushed aluminum

Options/Notes

Standard Includes

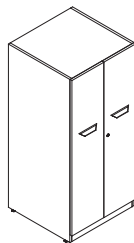
- See style specific notes below for specification options.
- Includes lock.
- Specify pull when ordering
- Pulls have color options: specify color when ordering.
- Includes lock

18" WIDE

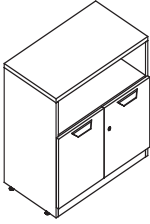


PART #	HEIGHT	WIDTH	DEPTH	PRICE	NOTES
FD-ST-1853-B	53"	18"	24"	\$1,756	<ul style="list-style-type: none"><li>• Includes lock</li><li>• Specify pull when ordering</li></ul>

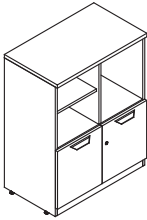
24" WIDE



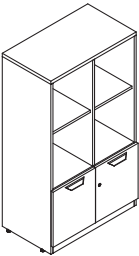
PART #	HEIGHT	WIDTH	DEPTH	PRICE	NOTES
FD-ST-2453-B	53"	24"	24"	\$2,101	<ul style="list-style-type: none"><li>• There is one adjustable shelf and one coat rod. There is no divider inside.</li><li>• Includes lock</li><li>• Specify pull when ordering</li></ul>

**30" WIDE, 29" HIGH**

PART #	HEIGHT	WIDTH	DEPTH	PRICE	NOTES
<b>FD-ST-3029-B</b>	29"	30"	18"	<b>\$1,226</b>	<ul style="list-style-type: none"> <li>• Does not provide support for tabletop.</li> <li>• Includes lock</li> <li>• Specify pull when ordering</li> </ul>

**30" WIDE, 39" HIGH**

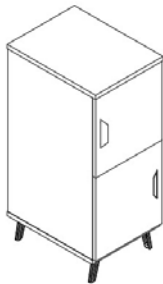
PART #	HEIGHT	WIDTH	DEPTH	PRICE	NOTES
<b>FD-ST-3039-B</b>	39"	30"	18"	<b>\$1,368</b>	<ul style="list-style-type: none"> <li>• Includes lock</li> <li>• Specify pull when ordering</li> </ul>

**30" WIDE, 53" HIGH**

PART #	HEIGHT	WIDTH	DEPTH	PRICE	NOTES
<b>FD-ST-3053-B</b>	53"	30"	18"	<b>\$1,528</b>	<ul style="list-style-type: none"> <li>• Includes lock</li> <li>• Specify pull when ordering</li> </ul>

Shared Storage Tower

With feet



DESCRIPTION	
Shared storage tower with feet	
SPECIFICATION OPTIONS	ORDER EXAMPLE
<b>product #:</b> See charts below	<b>product #:</b> FD-SST-1845-F
<b>top:</b> See page 25	<b>top:</b> Espresso
<b>casing:</b> See page 25	<b>casing:</b> Espresso
<b>front:</b> See page 25	<b>front:</b> Espresso
<b>pull:</b> See page 21	<b>pull:</b> Wedge, brushed aluminum
<b>foot style:</b> Taper or Inset	<b>foot style:</b> Taper
<b>support finish:</b> CW, BU, SV	<b>support finish:</b> CW Cloud White

Options/Notes

Standard Includes

- Closed door and fixed shelf
- Shelving matches casing selection

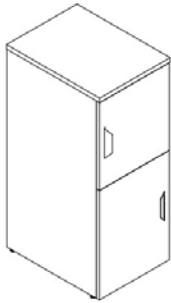
CLOSED DOOR, FIXED SHELF WITH FEET, 24" DEEP



PART #	HEIGHT	WIDTH	DEPTH	PRICE
FD-SST-1845-F	45"	18"	24"	\$2,056
FD-SST-1853-F	53"	18"	24"	\$2,167
FD-SST-1869-F	69"	18"	24"	\$2,465

# Shared Storage Tower

With base



DESCRIPTION

Shared storage tower with base

SPECIFICATION OPTIONS

**product #:** See charts below  
**top:** See page 25  
**casing:** See page 25  
**front:** See page 25  
**pull:** See page 21

ORDER EXAMPLE

**product #:** FD-SST-1845-B  
**top:** Espresso  
**casing:** Espresso  
**front:** Espresso  
**pull:** Wedge, brushed aluminum

Options/Notes

Standard Includes

- Closed door and fixed shelf
- Shelving matches casing selection

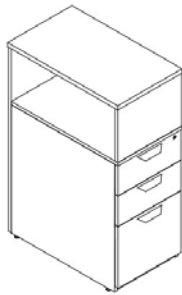
## CLOSED DOOR, FIXED SHELF WITH BASE, 24" DEEP



PART #	HEIGHT	WIDTH	DEPTH	PRICE	NOTES
FD-SST-1845-B	45"	18"	24"	\$2,049	• Closed door, fixed shelf & base
FD-SST-1853-B	53"	18"	24"	\$2,186	
FD-SST-1869-B	69"	18"	24"	\$2,459	

Pedestal Tower

With base



Right Shown

DESCRIPTION

Pedestal tower with box/box/file and open side shelf with base

SPECIFICATION OPTIONS

**product #:** See charts below  
**top:** See page 25  
**casing:** See page 25  
**front:** See page 25  
**pull:** See page 21

ORDER EXAMPLE

**product #:** FD-NST-1845-F-R  
**top:** Espresso  
**casing:** Espresso  
**front:** Espresso  
**pull:** Slant, black umber

Options/Notes

- Standard Includes**
- Box/box/file and open side shelf
  - Includes lock

PEDESTAL TOWER, 24" DEEP



PART #	HEIGHT	WIDTH	DEPTH	PRICE
FD-PTW24-1845-B-L	45"	18"	24"	\$2,326
FD-PTW24-1845-B-R	45"	18"	24"	\$2,326
FD-PTW24-1853-B-L	53"	18"	24"	\$2,439
FD-PTW24-1853-B-R	53"	18"	24"	\$2,439

PEDESTAL TOWER, 30" DEEP

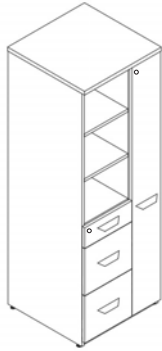


PART #	HEIGHT	WIDTH	DEPTH	PRICE
FD-PTW30-1845-B-L	45"	18"	30"	\$2,520
FD-PTW30-1845-B-R	45"	18"	30"	\$2,520
FD-PTW30-1853-B-L	53"	18"	30"	\$2,652
FD-PTW30-1853-B-R	53"	18"	30"	\$2,652



# Wardrobe Tower

With base



Right Shown

DESCRIPTION

Wardrobe tower with base

SPECIFICATION OPTIONS

**product #:** See charts below  
**top:** See page 25  
**casing:** See page 25  
**front:** See page 25  
**pull:** See page 21

ORDER EXAMPLE

**product #:** FD-STW-2469-B-R  
**top:** Espresso  
**casing:** Espresso  
**front:** Espresso  
**pull:** Slant, black umber

Options/Notes

- Standard Includes**
- Storage tower with wardrobe, box/file/file and open front shelves
  - Wardrobe includes coat rod
  - Specify L for left wardrobe, R for right wardrobe
  - Includes locks

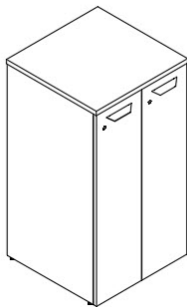
# Wardrobe Tower



PART #	HEIGHT	WIDTH	DEPTH	PRICE
FD-STW-2445-B-L	45"	24"	24"	\$3,135
FD-STW-2445-B-R	45"	24"	24"	\$3,135
FD-STW-2453-B-L	53"	24"	24"	\$3,284
FD-STW-2453-B-R	53"	24"	24"	\$3,284
FD-STW-2469-B-L	69"	24"	24"	\$3,601
FD-STW-2469-B-R	69"	24"	24"	\$3,601

Lockers

With Base



DESCRIPTION

Base, locking door, wardrobe bar and fixed shelf.

SPECIFICATION OPTIONS

**product #:** See charts below  
**top:** See page 25  
**casing:** See page 25  
**front:** See page 25  
**pull:** See page 21

ORDER EXAMPLE

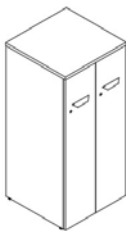
**product #:** FD-SL-2-45-B  
**top:** Espresso  
**casing:** Espresso  
**front:** Espresso  
**pull:** Wedge, brushed aluminum

Options/Notes

Standard Includes

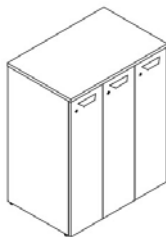
- Fixed matches casing selection
- Coat Rod Included in each section
- Each door has individual lock

LOCKER, 2 SECTION



PART #	HEIGHT	WIDTH	DEPTH	PRICE
FD-SL-2-45-B	45"	24"	24"	\$2,180
FD-SL-2-53-B	53"	24"	24"	\$2,374
FD-SL-2-69-B	69"	24"	24"	\$2,810

LOCKER, 3 SECTION



PART #	HEIGHT	WIDTH	DEPTH	PRICE
FD-SL-3-45-B	45"	36"	24"	\$3,099
FD-SL-3-53-B	53"	36"	24"	\$3,372
FD-SL-3-69-B	69"	36"	24"	\$3,987

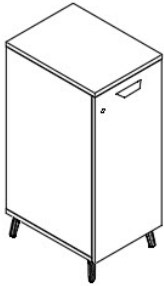
LOCKER, 4 SECTION



PART #	HEIGHT	WIDTH	DEPTH	PRICE
FD-SL-4-45-B	45"	48"	24"	\$4,017
FD-SL-4-53-B	53"	48"	24"	\$4,370
FD-SL-4-69-B	69"	48"	24"	\$5,163

## Wardrobe

With feet



Right Shown

### DESCRIPTION

Wardrobe cabinets with feet, closed door and fixed shelves

### SPECIFICATION OPTIONS

**product #:** See charts below  
**top:** See page 25  
**casing:** See page 25  
**front:** See page 25  
**pull:** See page 21  
**foot style:** Taper or Inset  
**support finish:** CW, BU, SV

### ORDER EXAMPLE

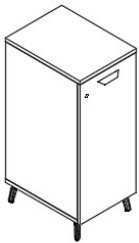
**product #:** FD-W-1845-F-R  
**top:** Espresso  
**casing:** Espresso  
**front:** Espresso  
**pull:** Wedge, brushed aluminum  
**foot style:** Inset  
**support finish:** SV Silver

### Options/Notes

#### Standard Includes

- L for left door, or R for right door
- Shelving matches casing selection
- Coat rod included
- Fixed shelf included
- Includes lock

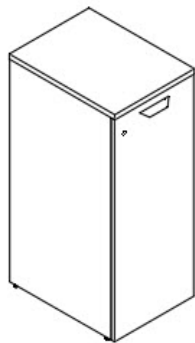
## WARDROBE



PART #	HEIGHT	WIDTH	DEPTH	PRICE
FD-W-1245-F-L	45"	12"	24"	\$1,312
FD-W-1245-F-R	45"	12"	24"	\$1,312
FD-W-1253-F-L	53"	12"	24"	\$1,440
FD-W-1253-F-R	53"	12"	24"	\$1,440
FD-W-1269-F-L	69"	12"	24"	\$1,720
FD-W-1269-F-R	69"	12"	24"	\$1,720
FD-W-1845-F-L	45"	18"	24"	\$1,585
FD-W-1845-F-R	45"	18"	24"	\$1,585
FD-W-1853-F-L	53"	18"	24"	\$1,718
FD-W-1853-F-R	53"	18"	24"	\$1,718
FD-W-1869-F-L	69"	18"	24"	\$2,015
FD-W-1869-F-R	69"	18"	24"	\$2,015

Wardrobe

With base



Right Shown

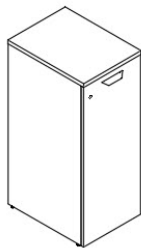
DESCRIPTION
Wardrobe cabinets with base, closed door and fixed shelves

SPECIFICATION OPTIONS	ORDER EXAMPLE
<b>product #:</b> See charts below <b>top:</b> See page 25 <b>casing:</b> See page 25 <b>front:</b> See page 25 <b>pull:</b> See page 21	<b>product #:</b> FD-W-1845-B-R <b>top:</b> Espresso <b>casing:</b> Espresso <b>front:</b> Espresso <b>pull:</b> Wedge, brushed aluminum

Options/Notes

- Standard Includes**
- L for left door, or R for right door
  - Shelving matches casing selection
  - Coat rod included
  - Fixed shelf included
  - Includes lock

WARDROBE



PART #	HEIGHT	WIDTH	DEPTH	PRICE
FD-W-1245-B-L	45"	12"	24"	\$1,274
FD-W-1245-B-R	45"	12"	24"	\$1,274
FD-W-1253-B-L	53"	12"	24"	\$1,389
FD-W-1253-B-R	53"	12"	24"	\$1,389
FD-W-1269-B-L	69"	12"	24"	\$1,646
FD-W-1269-B-R	69"	12"	24"	\$1,646
FD-W-1845-B-L	45"	18"	24"	\$1,555
FD-W-1845-B-R	45"	18"	24"	\$1,555
FD-W-1853-B-L	53"	18"	24"	\$1,687
FD-W-1853-B-R	53"	18"	24"	\$1,687
FD-W-1869-B-L	69"	18"	24"	\$1,950
FD-W-1869-B-R	69"	18"	24"	\$1,950

# Combo Wardrobe/Bookcase with Doors

With Feet



Right Shown

## DESCRIPTION

Combo wardrobe/bookcase with doors, fixed shelves and feet

## SPECIFICATION OPTIONS

**product #:** See charts below  
**top:** See page 25  
**casing:** See page 25  
**front:** See page 25  
**pull:** See page 21  
**foot style:** Taper or Inset  
**support finish:** CW, BU, SV

## ORDER EXAMPLE

**product #:** FD-CWD-3645-F-R  
**top:** Espresso  
**casing:** Espresso  
**front:** Espresso  
**pull:** Wedge, brushed aluminum  
**foot style:** Inset  
**support finish:** SV Silver

## Options/Notes

### Standard Includes

- L for left wardrobe, or R for right wardrobe
- Shelving matches casing selection
- Coat rod on one side
- Shelf on opposite side
- Includes locks on both doors

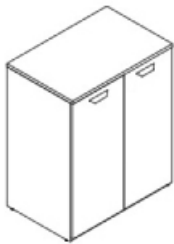
## COMBO WARDROBE/BOOKCASE, 36" WIDE



PART #	HEIGHT	WIDTH	DEPTH	PRICE
FD-CWD-3645-F-L	45"	36"	24"	\$3,235
FD-CWD-3645-F-R	45"	36"	24"	\$3,235
FD-CWD-3653-F-L	53"	36"	24"	\$3,241
FD-CWD-3653-F-R	53"	36"	24"	\$3,241
FD-CWD-3669-F-L	69"	36"	24"	\$4,085
FD-CWD-3669-F-R	69"	36"	24"	\$4,085

Combo Wardrobe/Bookcase with doors

With Base



Right Shown

DESCRIPTION

Combo wardrobe/bookcase with doors, fixed shelves and base

SPECIFICATION OPTIONS

**product #:** See charts below  
**top:** See page 25  
**casing:** See page 25  
**front:** See page 25  
**pull:** See page 21

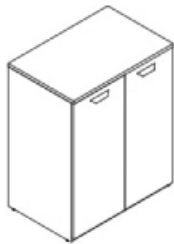
ORDER EXAMPLE

**product #:** FD-CWD-3645-B-R  
**top:** Espresso  
**casing:** Espresso  
**front:** Espresso  
**pull:** Wedge, brushed aluminum

Options/Notes

- Standard Includes**
- L for left wardrobe, or R for right wardrobe
  - Shelving matches casing selection
  - Coat rod on one side
  - Shelves on opposite side
  - Includes locks on both doors

COMBO WARDROBE/BOOKCASE, 36" WIDE



PART #	HEIGHT	WIDTH	DEPTH	PRICE
FD-CWD-3645-B-L	45"	36"	24"	\$2,923
FD-CWD-3645-B-R	45"	36"	24"	\$2,923
FD-CWD-3653-B-L	53"	36"	24"	\$3,193
FD-CWD-3653-B-R	53"	36"	24"	\$3,193
FD-CWD-3669-B-L	69"	36"	24"	\$4,075
FD-CWD-3669-B-R	69"	36"	24"	\$4,075

## Combo Wardrobe/Bookcase with open shelves

With Feet



right wardrobe shown

### DESCRIPTION

Combo wardrobe/bookcase with open shelves, closed door and feet

### SPECIFICATION OPTIONS

**product #:** See charts below  
**top:** See page 25  
**casing:** See page 25  
**front:** See page 25  
**pull:** See page 21  
**foot style:** Taper or Inset  
**support finish:** CW, BU, SV

### ORDER EXAMPLE

**product #:** FD-CWO-3645-F-R  
**top:** Espresso  
**casing:** Espresso  
**front:** Espresso  
**pull:** Wedge, brushed aluminum  
**foot style:** Inset  
**support finish:** SV Silver

### Options/Notes

#### Standard Includes

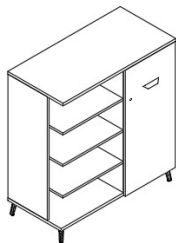
- L for left wardrobe, or R for right wardrobe
- Shelving matches casing selection
- Coat rod included
- Includes lock

## COMBO WARDROBE/BOOKCASE, OPEN, 36" WIDE



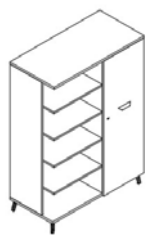
PART #	HEIGHT	WIDTH	DEPTH	PRICE
FD-CWO-3645-F-L	45"	36"	24"	\$2,479
FD-CWO-3645-F-R	45"	36"	24"	\$2,479
FD-CWO-3653-F-L	53"	36"	24"	\$2,686
FD-CWO-3653-F-R	53"	36"	24"	\$2,686
FD-CWO-3669-F-L	69"	36"	24"	\$3,480
FD-CWO-3669-F-R	69"	36"	24"	\$3,480

## COMBO WARDROBE/BOOKCASE, OPEN, 42" WIDE



PART #	HEIGHT	WIDTH	DEPTH	PRICE
FD-CWO-4245-F-L	45"	42"	24"	\$2,603
FD-CWO-4245-F-R	45"	42"	24"	\$2,603
FD-CWO-4253-F-L	53"	42"	24"	\$2,818
FD-CWO-4253-F-R	53"	42"	24"	\$2,818
FD-CWO-4269-F-L	69"	42"	24"	\$3,630
FD-CWO-4269-F-R	69"	42"	24"	\$3,630

COMBO WARDROBE/BOOKCASE, 48" WIDE

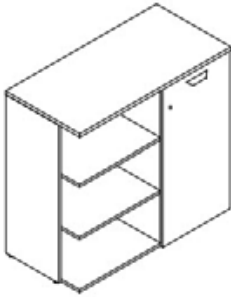


PART #	HEIGHT	WIDTH	DEPTH	PRICE
FD-CWO-4845-F-L	45"	48"	24"	\$2,726
FD-CWO-4845-F-R	45"	48"	24"	\$2,726
FD-CWO-4853-F-L	53"	48"	24"	\$2,951
FD-CWO-4853-F-R	53"	48"	24"	\$2,951
FD-CWO-4869-F-L	69"	48"	24"	\$3,779
FD-CWO-4869-F-R	69"	48"	24"	\$3,779



## Combo Wardrobe/Bookcase with open shelves

With Base



right wardrobe shown

### DESCRIPTION

Combo wardrobe/bookcase with open shelves, closed door and base

### SPECIFICATION OPTIONS

**product #:** See charts below  
**top:** See page 25  
**casing:** See page 25  
**front:** See page 25  
**pull:** See page 21

### ORDER EXAMPLE

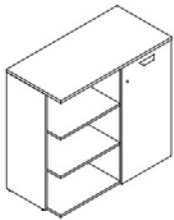
**product #:** FD-CWO-3645-B-R  
**top:** Espresso  
**casing:** Espresso  
**front:** Espresso  
**pull:** Wedge, brushed aluminum

### Options/Notes

#### Standard Includes

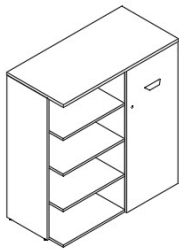
- L for left wardrobe, or R for right wardrobe
- Shelving matches casing selection
- Coat rod included
- Includes lock

## COMBO WARDROBE/BOOKCASE, OPEN, 36" WIDE



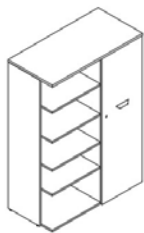
PART #	HEIGHT	WIDTH	DEPTH	PRICE
FD-CWO-3645-B-L	45"	36"	24"	\$2,525
FD-CWO-3645-B-R	45"	36"	24"	\$2,525
FD-CWO-3653-B-L	53"	36"	24"	\$2,733
FD-CWO-3653-B-R	53"	36"	24"	\$2,733
FD-CWO-3669-B-L	69"	36"	24"	\$3,526
FD-CWO-3669-B-R	69"	36"	24"	\$3,526

## COMBO WARDROBE/BOOKCASE, OPEN, 42" WIDE



PART #	HEIGHT	WIDTH	DEPTH	PRICE
FD-CWO-4245-B-L	45"	42"	24"	\$2,662
FD-CWO-4245-B-R	45"	42"	24"	\$2,662
FD-CWO-4253-B-L	53"	42"	24"	\$2,878
FD-CWO-4253-B-R	53"	42"	24"	\$2,878
FD-CWO-4269-B-L	69"	42"	24"	\$3,691
FD-CWO-4269-B-R	69"	42"	24"	\$3,691

COMBO WARDROBE/BOOKCASE, OPEN, 48" WIDE



PART #	HEIGHT	WIDTH	DEPTH	PRICE
FD-CWO-4845-B-L	45"	48"	24"	\$2,802
FD-CWO-4845-B-R	45"	48"	24"	\$2,802
FD-CWO-4853-B-L	53"	48"	24"	\$3,027
FD-CWO-4853-B-R	53"	48"	24"	\$3,027
FD-CWO-4869-B-L	69"	48"	24"	\$3,857
FD-CWO-4869-B-R	69"	48"	24"	\$3,857

## Open Bookcase with Cube Shelves

With Feet



### DESCRIPTION

Open bookcase with feet, center dividers

### SPECIFICATION OPTIONS

**product #:** See charts below  
**top:** See page 25  
**casing:** See page 25  
**foot style:** Taper or Inset  
**support finish:** CW, BU, SV

### ORDER EXAMPLE

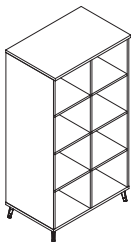
**product #:** FD-OBC-5445-F  
**top:** Espresso  
**casing:** Espresso  
**foot style:** Taper  
**support finish:** CW Cloud White

### Options/Notes

#### Standard Includes

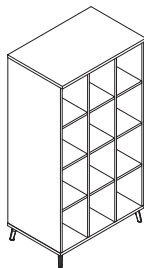
- Freestanding open bookcase
- Shelving matches casing selection

## OPEN BOOKCASE with feet, 36" WIDE



PART #	HEIGHT	WIDTH	DEPTH	PRICE
FD-OBC-3645-F	45"	36"	15"	\$2,017
FD-OBC-3653-F	53"	36"	15"	\$2,124
FD-OBC-3669-F	69"	36"	15"	\$2,751

## OPEN BOOKCASE with feet, 42" WIDE



PART #	HEIGHT	WIDTH	DEPTH	PRICE
FD-OBC-4245-F	45"	42"	15"	\$2,443
FD-OBC-4253-F	53"	42"	15"	\$2,651
FD-OBC-4269-F	69"	42"	15"	\$3,339

OPEN BOOKCASE with feet, 48" WIDE



PART #	HEIGHT	WIDTH	DEPTH	PRICE
FD-OBC-4845-F	45"	48"	15"	\$2,591
FD-OBC-4853-F	53"	48"	15"	\$2,797
FD-OBC-4869-F	69"	48"	15"	\$3,427

OPEN BOOKCASE with feet, 54" WIDE



PART #	HEIGHT	WIDTH	DEPTH	PRICE
FD-OBC-5445-F	45"	54"	15"	\$2,948
FD-OBC-5453-F	53"	54"	15"	\$3,235
FD-OBC-5469-F	69"	54"	15"	\$3,981

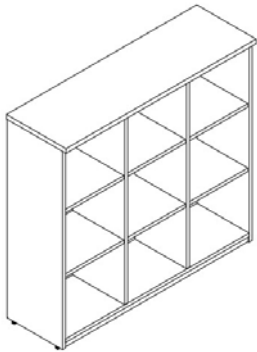
OPEN BOOKCASE with feet, 60" WIDE



PART #	HEIGHT	WIDTH	DEPTH	PRICE
FD-OBC-6045-F	45"	60"	15"	\$3,475
FD-OBC-6053-F	53"	60"	15"	\$3,799
FD-OBC-6069-F	69"	60"	15"	\$4,715

Open Bookcase with Cube Shelves

With Base



DESCRIPTION

Open bookcase with base, center dividers

SPECIFICATION OPTIONS

**product #:** See charts below  
**top:** See page 25  
**casing:** See page 25

ORDER EXAMPLE

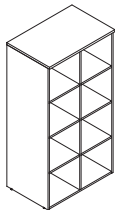
**product #:** FD-OBC-4845-B  
**top:** Espresso  
**casing:** Espresso

Options/Notes

Standard Includes

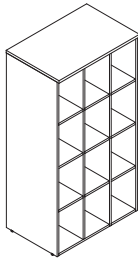
- Freestanding open bookcase
- Shelving matches casing selection

OPEN BOOKCASE with base, 36" WIDE



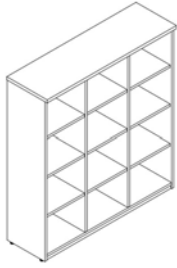
PART #	HEIGHT	WIDTH	DEPTH	PRICE
FD-OBC-3645-B	45"	36"	15"	\$2,052
FD-OBC-3653-B	53"	36"	15"	\$2,221
FD-OBC-3669-B	69"	36"	15"	\$2,745

OPEN BOOKCASE with base, 42" WIDE



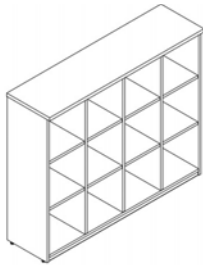
PART #	HEIGHT	WIDTH	DEPTH	PRICE
FD-OBC-4245-B	45"	42"	15"	\$2,471
FD-OBC-4253-B	53"	42"	15"	\$2,692
FD-OBC-4269-B	69"	42"	15"	\$3,327

## OPEN BOOKCASE with base, 48" WIDE



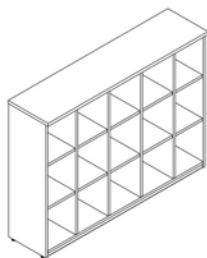
PART #	HEIGHT	WIDTH	DEPTH	PRICE
<b>FD-OBC-4845-B</b>	45"	48"	15"	\$2,574
<b>FD-OBC-4853-B</b>	53"	48"	15"	\$2,780
<b>FD-OBC-4869-B</b>	69"	48"	15"	\$3,450

## OPEN BOOKCASE with base, 54" WIDE



PART #	HEIGHT	WIDTH	DEPTH	PRICE
<b>FD-OBC-5445-B</b>	45"	54"	15"	\$3,000
<b>FD-OBC-5453-B</b>	53"	54"	15"	\$3,254
<b>FD-OBC-5469-B</b>	69"	54"	15"	\$4,000

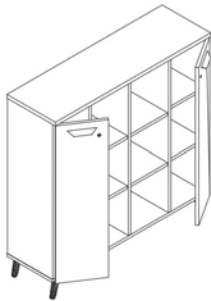
## OPEN BOOKCASE with base, 60" WIDE



PART #	HEIGHT	WIDTH	DEPTH	PRICE
<b>FD-OBC-6045-B</b>	45"	60"	15"	\$3,548
<b>FD-OBC-6053-B</b>	53"	60"	15"	\$3,872
<b>FD-OBC-6069-B</b>	69"	60"	15"	\$4,611

## Combo Bookcase Cube Shelves

With Feet



### DESCRIPTION

Combo bookcase with feet, center dividers, adjustable shelves and doors.

### SPECIFICATION OPTIONS

**product #:** See charts below  
**top:** See page 25  
**casing:** See page 25  
**front:** See page 25  
**pull:** See page 21  
**foot style:** Taper or Inset  
**support finish:** CW, BU, SV

### ORDER EXAMPLE

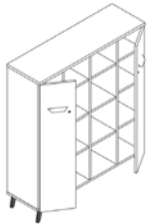
**product #:** FD-CBC-4845-F  
**top:** Espresso  
**casing:** Espresso  
**front:** Espresso  
**pull:** Wedge, brushed aluminum  
**foot style:** Inset  
**support finish:** CW Cloud White

### Options/Notes

#### Standard Includes

- Shelving matches casing selection
- Includes lock

## COMBO BOOKCASE with feet, 48" WIDE



PART #	HEIGHT	WIDTH	DEPTH	PRICE
FD-CBC-4845-F	45"	48"	15"	\$3,226
FD-CBC-4853-F	53"	48"	15"	\$3,486
FD-CBC-4869-F	69"	48"	15"	\$4,317

## COMBO BOOKCASE with feet, 54" WIDE



PART #	HEIGHT	WIDTH	DEPTH	PRICE
FD-CBC-5445-F	45"	54"	15"	\$3,614
FD-CBC-5453-F	53"	54"	15"	\$3,925
FD-CBC-5469-F	69"	54"	15"	\$4,870

COMBO BOOKCASE with feet, 60" WIDE

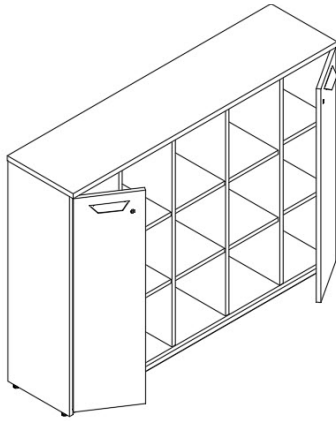


PART #	HEIGHT	WIDTH	DEPTH	PRICE
FD-CBC-6045-F	45"	60"	15"	\$4,108
FD-CBC-6053-F	53"	60"	15"	\$4,487
FD-CBC-6069-F	69"	60"	15"	\$5,605



## Combo Bookcase Cube Shelves

With Base



### DESCRIPTION

Combo bookcase with base, center dividers, adjustable shelves and doors.

### SPECIFICATION OPTIONS

**product #:** See charts below  
**top:** See page 25  
**casing:** See page 25  
**front:** See page 25  
**pull:** See page 21

### ORDER EXAMPLE

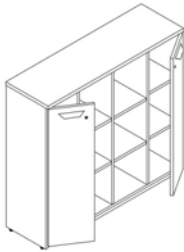
**product #:** FD-CBC-6045-B  
**top:** Espresso  
**casing:** Espresso  
**front:** Espresso  
**pull:** Wedge, brushed aluminum

### Options/Notes

#### Standard Includes

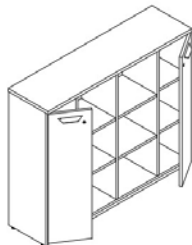
- Shelving matches casing selection
- Includes lock

## COMBO BOOKCASE with base, 48" WIDE



PART #	HEIGHT	WIDTH	DEPTH	PRICE
FD-CBC-4845-B	45"	48"	15"	\$3,253
FD-CBC-4853-B	53"	48"	15"	\$3,515
FD-CBC-4869-B	69"	48"	15"	\$4,345

## COMBO BOOKCASE with base, 54" WIDE



PART #	HEIGHT	WIDTH	DEPTH	PRICE
FD-CBC-5445-B	45"	54"	15"	\$3,678
FD-CBC-5453-B	53"	54"	15"	\$3,987
FD-CBC-5469-B	69"	54"	15"	\$4,934

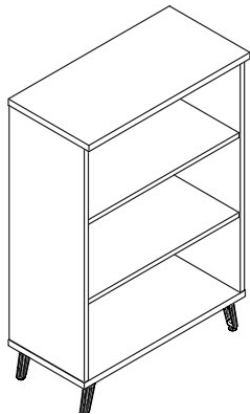
COMBO BOOKCASE with base, 60" WIDE



PART #	HEIGHT	WIDTH	DEPTH	PRICE
FD-CBC-6045-B	45"	60"	15"	\$4,226
FD-CBC-6053-B	53"	60"	15"	\$4,605
FD-CBC-6069-B	69"	60"	15"	\$5,544

# Classic Bookcase

With Feet



DESCRIPTION

Classic bookcase with feet and adjustable shelves

SPECIFICATION OPTIONS

**product #:** See charts below  
**top:** See page 25  
**casing:** See page 25  
**foot style:** Taper or Inset  
**support finish:** CW, BU, SV

ORDER EXAMPLE

**product #:** FD-BC-3-30-F  
**top:** Espresso  
**casing:** Espresso  
**foot style:** Inset  
**support finish:** CW Cloud White

Options/Notes

- Standard Includes**
- Freestanding open bookcase
  - Shelving matches casing selection

## CLASSIC BOOKCASE with Feet, 29" HIGH



PART #	HEIGHT	WIDTH	DEPTH	PRICE	NOTES
FD-BC-2-30-F	29"	30"	15"	\$1,084	• (1) adjustable shelf
FD-BC-2-36-F	29"	36"	15"	\$1,314	

## CLASSIC BOOKCASE with Feet, 45" HIGH



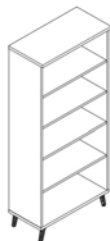
PART #	HEIGHT	WIDTH	DEPTH	PRICE	NOTES
FD-BC-3-30-F	45"	30"	15"	\$1,619	• (2) adjustable shelves
FD-BC-3-36-F	45"	36"	15"	\$1,787	

CLASSIC BOOKCASE with Feet, 53" HIGH



PART #	HEIGHT	WIDTH	DEPTH	PRICE	NOTES
FD-BC-4-30-F	53"	30"	15"	\$1,813	• (1) fixed shelf and (2) adjustable shelves
FD-BC-4-36-F	53"	36"	15"	\$1,988	

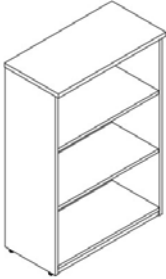
CLASSIC BOOKCASE with Feet, 69" HIGH



PART #	HEIGHT	WIDTH	DEPTH	PRICE	NOTES
FD-BC-5-30-F	69"	30"	15"	\$2,236	• (1) fixed shelf and (3) adjustable shelves
FD-BC-5-36-F	69"	36"	15"	\$2,461	

## Classic Bookcase

With base



### DESCRIPTION

Classic bookcase with base and adjustable shelves

### SPECIFICATION OPTIONS

**product #:** See charts below  
**top:** See page 25  
**casing:** See page 25

### ORDER EXAMPLE

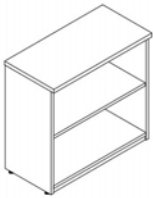
**product #:** FD-BC-3-30-B  
**top:** Espresso  
**casing:** Espresso

### Options/Notes

#### Standard Includes

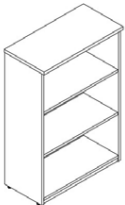
- Freestanding open bookcase
- Shelving matches casing selection

## CLASSIC BOOKCASE with Base, 29" HIGH



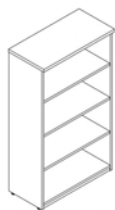
PART #	HEIGHT	WIDTH	DEPTH	PRICE	NOTES
FD-BC-2-30-B	29"	30"	15"	\$1,076	• (1) adjustable shelf
FD-BC-2-36-B	29"	36"	15"	\$1,200	

## CLASSIC BOOKCASE with Base, 45" HIGH



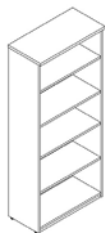
PART #	HEIGHT	WIDTH	DEPTH	PRICE	NOTES
FD-BC-3-30-B	45"	30"	15"	\$1,463	• (2) adjustable shelves
FD-BC-3-36-B	45"	36"	15"	\$1,636	

CLASSIC BOOKCASE with Base, 53" HIGH



PART #	HEIGHT	WIDTH	DEPTH	PRICE	NOTES
FD-BC-4-30-B	53"	30"	15"	\$1,617	• (1) fixed shelf and (2) adjustable shelves
FD-BC-4-36-B	53"	36"	15"	\$1,771	

CLASSIC BOOKCASE with Base, 69" HIGH



PART #	HEIGHT	WIDTH	DEPTH	PRICE	NOTES
FD-BC-5-30-B	69"	30"	15"	\$1,874	• (1) fixed shelf and (3) adjustable shelves
FD-BC-5-36-B	69"	36"	15"	\$2,047	

End Bookcase

With Feet



DESCRIPTION

End bookcase with feet and adjustable shelves

SPECIFICATION OPTIONS

**product #:** See charts below  
**top:** See page 25  
**casing:** See page 25  
**foot style:** Taper or Inset  
**support finish:** CW, BU, SV

ORDER EXAMPLE

**product #:** FD-EBC-4829-F  
**top:** Espresso  
**casing:** Espresso  
**foot style:** Inset  
**support finish:** CW Cloud White

Options/Notes

Standard Includes

- Freestanding open bookcase
- Shelving matches casing selection
- Sized for use at end of back to back DASH tops

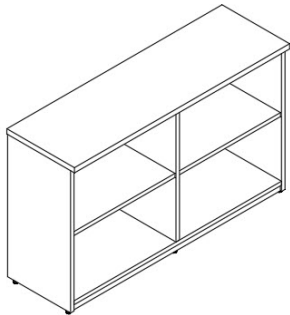
END BOOKCASE with Feet



PART #	HEIGHT	WIDTH	DEPTH	PRICE	NOTES
FD-EBC-4829-F	29"	48"	15"	\$1,843	• Sized for use with Friant's DASH system • (2) Adjustable shelves
FD-EBC-6029-F	29"	60"	15"	\$2,135	

End Bookcase

With base

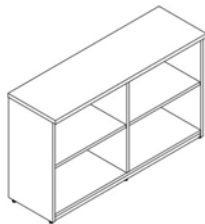


DESCRIPTION
End bookcase with base and adjustable shelves

SPECIFICATION OPTIONS	ORDER EXAMPLE
<b>product #:</b> See charts below <b>top:</b> See page 25 <b>casing:</b> See page 25	<b>product #:</b> FD-EBC-4829-B <b>top:</b> Espresso <b>casing:</b> Espresso

Options/Notes
<b>Standard Includes</b> <ul style="list-style-type: none"><li>• Freestanding open bookcase</li><li>• Shelving matches casing selection</li><li>• Sized for use at end of back to back DASH tops</li></ul>

END BOOKCASE with Base

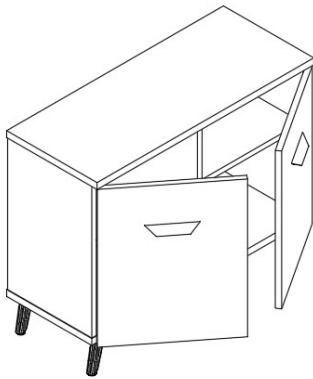


PART #	HEIGHT	WIDTH	DEPTH	PRICE	NOTES
FD-EBC-4829-B	29"	48"	15"	\$1,826	• Sized for use with Friant's DASH system • (2) Adjustable shelves
FD-EBC-6029-B	29"	60"	15"	\$2,126	



## Storage Cabinet

With Feet



### DESCRIPTION

Storage cabinet with feet and adjustable shelves

### SPECIFICATION OPTIONS

**product #:** See charts below  
**top:** See page 25  
**casing:** See page 25  
**front:** See page 25  
**pull:** See page 21  
**foot style:** Taper or Inset  
**support finish:** CW, BU, SV

### ORDER EXAMPLE

**product #:** FD-SC-2-30-F  
**top:** Espresso  
**casing:** Espresso  
**front:** Espresso  
**pull:** Wedge, brushed aluminum  
**foot style:** Inset  
**support finish:** CW Cloud White

### Options/Notes

#### Standard Includes

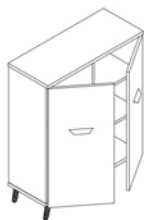
- Freestanding cabinet
- Shelving matches casing selection
- Includes lock

## STORAGE CABINET, 29" HIGH



PART #	HEIGHT	WIDTH	DEPTH	PRICE	NOTES
FD-SC-2-30-F	29"	30"	15"	\$1,509	<ul style="list-style-type: none"> <li>• (1) Adjustable shelf</li> <li>• 42" wide includes one center divider and two locks.</li> <li>• 30" and 36" wide have one lock and do not include center divider.</li> </ul>
FD-SC-2-36-F	29"	36"	15"	\$1,654	
FD-SC-2-42-F	29"	42"	15"	\$1,978	

## STORAGE CABINET, 45" HIGH



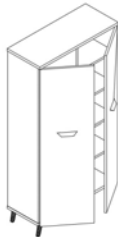
PART #	HEIGHT	WIDTH	DEPTH	PRICE	NOTES
FD-SC-3-30-F	45"	30"	15"	\$2,070	<ul style="list-style-type: none"> <li>• (2) Adjustable shelves</li> <li>• 42" wide includes one center divider and two locks.</li> <li>• 30" and 36" wide have one lock and do not include center divider.</li> </ul>
FD-SC-3-36-F	45"	36"	15"	\$2,279	
FD-SC-3-42-F	45"	42"	15"	\$2,733	

STORAGE CABINET, 53" HIGH



PART #	HEIGHT	WIDTH	DEPTH	PRICE	NOTES
FD-SC-4-30-F	53"	30"	15"	\$2,288	<ul style="list-style-type: none"><li>• (3) Adjustable shelves</li><li>• 42" wide includes one center divider and two locks.</li><li>• 30" and 36" wide have one lock and do not include center divider.</li></ul>
FD-SC-4-36-F	53"	36"	15"	\$2,514	
FD-SC-4-42-F	53"	42"	15"	\$3,017	

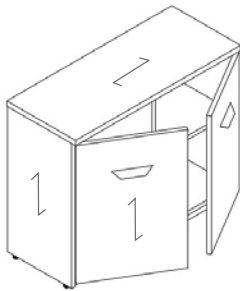
STORAGE CABINET, 69" HIGH



PART #	HEIGHT	WIDTH	DEPTH	PRICE	NOTES
FD-SC-5-30-F	69"	30"	15"	\$2,867	<ul style="list-style-type: none"><li>• (4) Adjustable shelves</li><li>• 42" wide includes one center divider and two locks.</li><li>• 30" and 36" wide have one lock and do not include center divider.</li></ul>
FD-SC-5-36-F	69"	36"	15"	\$3,155	
FD-SC-5-42-F	69"	42"	15"	\$3,376	

# Storage Cabinet

With Base



## DESCRIPTION

Storage cabinet with base and adjustable shelves

## SPECIFICATION OPTIONS

**product #:** See charts below  
**top:** See page 25  
**casing:** See page 25  
**front:** See page 25  
**pull:** See page 21

## ORDER EXAMPLE

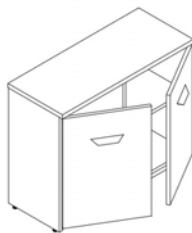
**product #:** FD-SC-2-30-B  
**top:** Espresso  
**casing:** Espresso  
**front:** Espresso  
**pull:** Wedge, brushed aluminum

## Options/Notes

### Standard Includes

- Freestanding cabinet
- Shelving matches casing selection
- Includes lock

## STORAGE CABINET, 29" HIGH



PART #	HEIGHT	WIDTH	DEPTH	PRICE	NOTES
FD-SC-2-30-B	29"	30"	15"	\$1,536	<ul style="list-style-type: none"><li>• (1) Adjustable shelf</li><li>• 42" wide includes one center divider and two locks.</li><li>• 30" and 36" wide have one lock and do not include center divider</li></ul>
FD-SC-2-36-B	29"	36"	15"	\$1,703	
FD-SC-2-42-B	29"	42"	15"	\$2,027	

## STORAGE CABINET, 45" HIGH



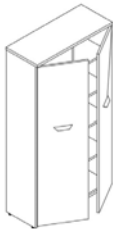
PART #	HEIGHT	WIDTH	DEPTH	PRICE	NOTES
FD-SC-3-30-B	45"	30"	15"	\$2,098	<ul style="list-style-type: none"> <li>• (2) Adjustable shelves</li> <li>• 42" wide includes one center divider and two locks.</li> <li>• 30" and 36" wide have one lock and do not include center divider</li> </ul>
FD-SC-3-36-B	45"	36"	15"	\$2,327	
FD-SC-3-42-B	45"	42"	15"	\$2,780	

## STORAGE CABINET, 53" HIGH



PART #	HEIGHT	WIDTH	DEPTH	PRICE	NOTES
FD-SC-4-30-B	53"	30"	15"	\$2,275	<ul style="list-style-type: none"> <li>• (3) Adjustable shelves</li> <li>• 42" wide includes one center divider and two locks.</li> <li>• 30" and 36" wide have one lock and do not include center divider</li> </ul>
FD-SC-4-36-B	53"	36"	15"	\$2,522	
FD-SC-4-42-B	53"	42"	15"	\$3,267	

## STORAGE CABINET, 69" HIGH

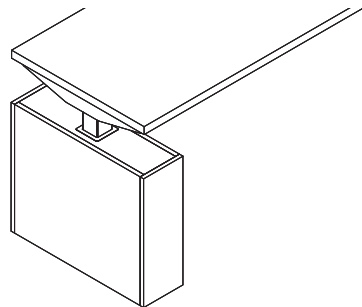


PART #	HEIGHT	WIDTH	DEPTH	PRICE	NOTES
FD-SC-5-30-B	69"	30"	15"	\$2,854	<ul style="list-style-type: none"> <li>• (4) Adjustable shelves</li> <li>• 42" wide includes one center divider and two locks.</li> <li>• 30" and 36" wide have one lock and do not include center divider</li> </ul>
FD-SC-5-36-B	69"	36"	15"	\$3,163	
FD-SC-5-42-B	69"	42"	15"	\$4,608	

# DASH 2 STAGE

Leg Encasement Shroud

For Use With 2 Stage My-Hite Base



DESCRIPTION	
Laminate leg encasement shroud to enclose the leg of a 2 stage My-Hite base	
SPECIFICATION OPTIONS	ORDER EXAMPLE
<b>product #:</b> See charts below <b>casing:</b> See page 8 <b>grommet color:</b> CW, BU, SV	<b>product #:</b> FD-MH2-LE-24 <b>casing:</b> Espresso <b>grommet color:</b> SV Silver

Options/Notes

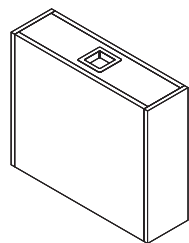
**Standard Includes**

- For use with 2 Stage My-Hite Bases, see guide on page 45
- Leg encasements include removable panels on one side to access the leg if needed
- When pairing with a credenza, specify a 23"H credenza starting on page 215
- Leg encasement shrouds are full size, they will not align with reduced size tops
- Sold each

**Order Separately**

- When using two leg encasements on a straight base, order a fixed modesty (FD-FMOD.23##) for additional support. See page 217
- When using encasements with a corner base, specify corner modesty panels. See page 218

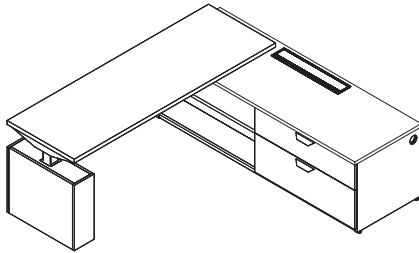
LEG ENCASEMENT SHROUD



PART #	HEIGHT	WIDTH	DEPTH	PRICE	NOTES
FD-MH2-LE-24	23"	24"	7"	\$1,616	• Specify <b>FD-MH2-LE-24</b> to align with 24"D tops
FD-MH2-LE-30	23"	30"	7"	\$1,734	• Specify <b>FD-MH2-LE-30</b> to align with 30"D tops

## 2 Section Credenza, Drawers and Shelves

For Use With 2 Stage My-Hite Base



### DESCRIPTION

Two section credenza encloses the leg of a 2 stage My-Hite base, 23" high, drawers and shelves

### SPECIFICATION OPTIONS

**product #:** See charts below  
**top:** See page 25  
**casing:** See page 25  
**front:** See page 25  
**pull:** See page 21  
**grommet color:** CW, BU, SV

### ORDER EXAMPLE

**product #:** FD-LC23-2472-6L-B-E1  
**top:** M13 Licorice  
**casing:** M13 Licorice  
**front:** M13 Licorice  
**pull:** Wedge, brushed aluminum  
**grommet color:** SV Silver

### Options/Notes

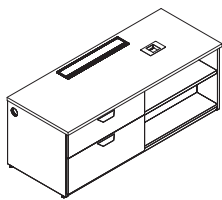
#### Standard Includes

- For use with 2 Stage My-Hite Bases, see guide on page 45
- Order L for left drawer, or R for right drawer
- E1 single circuit power only, order FD-BPI.1CIR infeed separately
- Shelving matches casing selection
- Grommet color selection applies to both top and side grommets.
- Includes lock

#### Order Separately

- Order electrical parts for single circuit powered credenza separately, see page 160

## DRAWERS & SHELVES, with Base, 23"H

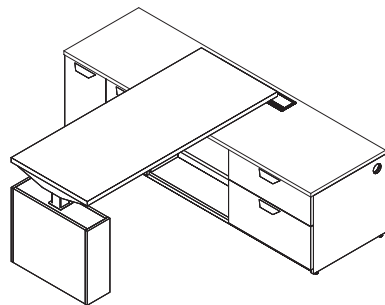


Left drawers shown

PART #	HEIGHT	WIDTH	DEPTH	PRICE
FD-LC23-2460-6L-B-E1	23"	60"	24"	\$4,312
FD-LC23-2460-6R-B-E1	23"	60"	24"	\$4,312
FD-LC23-2466-6L-B-E1	23"	66"	24"	\$4,504
FD-LC23-2466-6R-B-E1	23"	66"	24"	\$4,504
FD-LC23-2472-6L-B-E1	23"	72"	24"	\$4,696
FD-LC23-2472-6R-B-E1	23"	72"	24"	\$4,696

3 Section Credenza, Center Shelves, Drawers and Doors

For Use With 2 Stage My-Hite Base



DESCRIPTION

Three section credenza encloses the leg of a 2 stage My-Hite base, 23" high, center shelves, drawers and doors

SPECIFICATION OPTIONS

**product #:** See charts below  
**top:** See page 25  
**casing:** See page 25  
**front:** See page 25  
**pull:** See page 21  
**grommet color:** CW, BU, SV

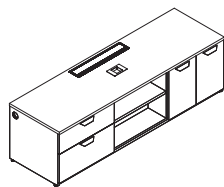
ORDER EXAMPLE

**product #:** FD-LC23-2484-10L-B-E1  
**top:** M13 Licorice  
**casing:** M13 Licorice  
**front:** M13 Licorice  
**pull:** Wedge, brushed aluminum  
**grommet color:** SV Silver

Options/Notes

- Standard Includes**
- For use with 2 Stage My-Hite Bases, see guide on page 45
  - Order L for left drawer, or R for right drawer
  - E1 single circuit power only, order FD-BPI.1CIR infeed separately
  - Shelving matches casing selection
  - Grommet color selection applies to both top and side grommets.
  - Includes lock
- Order Separately**
- Order electrical parts for single circuit powered credenza separately, see page 160

CENTER SHELVES, DRAWERS & DOORS, with Base, 23"H



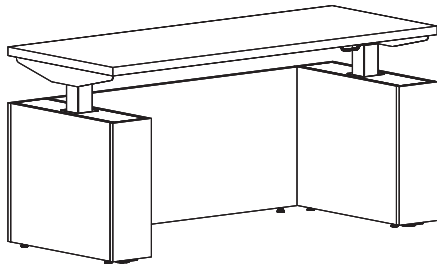
Left drawers shown

PART #	HEIGHT	WIDTH	DEPTH	PRICE
FD-LC23-2478-10L-B-E1	23"	78"	24"	\$5,383
FD-LC23-2478-10R-B-E1	23"	78"	24"	\$5,383
FD-LC23-2484-10L-B-E1	23"	84"	24"	\$5,625
FD-LC23-2484-10R-B-E1	23"	84"	24"	\$5,625



# Fixed Modesty Panel - Straight

For Use With 2 Stage My-Hite Straight Base, Double Leg Encasement



## DESCRIPTION

Fixed laminate modesty panel, for use with double leg encasement on a 2 Stage straight My-Hite base

## SPECIFICATION OPTIONS

**product #:** See charts below  
**surface finish:** See page 8

## ORDER EXAMPLE

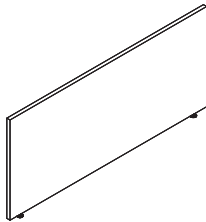
**product #:** FD-FMOD.2346  
**surface finish:** M12 Medium Walnut

## Options/Notes

### Standard Includes

- Attaches to leg encasement shroud to provide stability
- Hardware is included
- Can be installed flush with back of encasements or recessed
- For use with 2 Stage straight base
- See guide on page 45

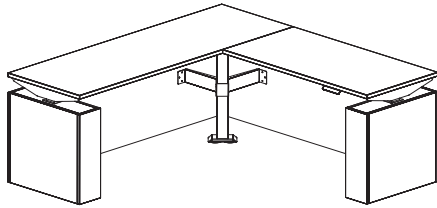
## FIXED MODESTY PANEL



PART #	HEIGHT	WIDTH	LIST	NOTES
FD-FMOD.2334	23"	34"	\$1,045	<ul style="list-style-type: none"> <li>• Modesty panel is actual width</li> <li>• Order modesty 14" smaller than the width of the top to accommodate 7"W leg encasements on both sides. For example a FD-FMOD.2334 would be used with (2) leg encasements on a 48"W top</li> </ul>
FD-FMOD.2340	23"	40"	\$1,077	
FD-FMOD.2346	23"	46"	\$1,109	
FD-FMOD.2352	23"	52"	\$1,141	
FD-FMOD.2358	23"	58"	\$1,173	

## Fixed Modesty Panel - Corner

For Use With 2 Stage My-Hite Corner Base, Double Leg Encasement



### DESCRIPTION

Fixed laminate modesty panel, for use with double leg encasement on a 2 Stage corner My-Hite base

### SPECIFICATION OPTIONS

**product #:** See charts below  
**surface finish:** See page 8

### ORDER EXAMPLE

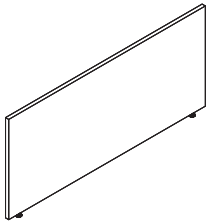
**product #:** FD-FMODC-MAIN.2360  
**surface finish:** M12 Medium Walnut

### Options/Notes

#### Standard Includes

- Order main modesty, return modesty, and support bracket separately
- For use with My-Hite 2 Stage corner base only
- See guide on page 46 and specification details on page 47
- For 72"W modesties (FD-FMODC-MAIN.2372 or FD-FMODC-RET.2372), an extended support bar will be needed for the My-Hite 2 stage base. Order (1) FSQAHT.S2.LB per 72"W modesty

### MAIN SIDE CORNER MODESTY PANEL

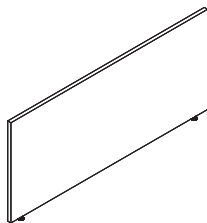


PART #	HEIGHT	WIDTH	LIST
FD-FMODC-MAIN.2348	23"	41"	\$1,045
FD-FMODC-MAIN.2354	23"	47"	\$1,077
FD-FMODC-MAIN.2360	23"	53"	\$1,109
FD-FMODC-MAIN.2366	23"	59"	\$1,141
FD-FMODC-MAIN.2372	23"	65"	\$1,407

#### NOTES

- For use on main side of corner
- Order main modesty size to align with the width of the main top
- FD-FMODC-MAIN.2372 modesty requires extended support bar, order (1) FSQAHT.S2.LB per modesty

### RETURN SIDE CORNER MODESTY PANEL

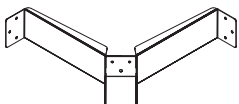


PART #	HEIGHT	WIDTH	LIST
FD-FMODC-RET.2324	23"	23"	\$917
FD-FMODC-RET.2330	23"	29"	\$949
FD-FMODC-RET.2348	23"	40"	\$1,045
FD-FMODC-RET.2354	23"	46"	\$1,077
FD-FMODC-RET.2360	23"	52"	\$1,109
FD-FMODC-RET.2366	23"	58"	\$1,141
FD-FMODC-RET.2372	23"	64"	\$1,407

#### NOTES

- For use on return side of corner
- Order Return Modesty size to align with the overall footprint of the return side, the width of the return plus the depth of the main top
- For wall access, order a FD-FMODC-RET.2324 or FD-FMODC-RET.2330, these sizes do not need to attach to the second leg encasement
- FD-FMODC-RET.2372 modesty requires extended support bar, order (1) FSQAHT.S2.LB per modesty

### CORNER MODESTY SUPPORT BRACKET



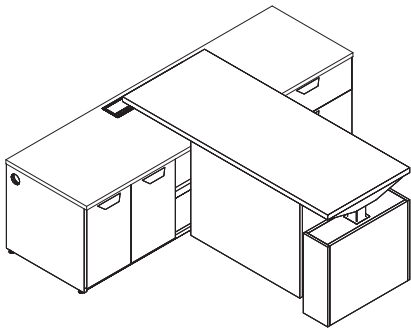
PART #	HEIGHT	WIDTH	LIST
FD.CNRSB.2424	24"	24"	\$112
FD.CNRSB.2430	24"	30"	\$119
FD.CNRSB.3030	30"	30"	\$125

#### NOTES

- Bracket to support corner modesties, order to match depth of tops
- Use FD.CNRSB.2424 for 24"D main and 24"D return
- Use FD.CNRSB.2430 for 30"D main and 24"D return. Bracket is non-handed
- Use FD.CNRSB.3030 for 30"D main and 30"D return
- Specify Support Finish: BU, CW, or SV

Modesty Panel

For Use With 2 Stage My-Hite Base, Credenza and Leg Encasement



DESCRIPTION

Attaches to the tabletop to provide privacy. For use with leg encasement and 23"H credenza on a 2 Stage My-Hite base

SPECIFICATION OPTIONS

**product #:** See charts below  
**surface finish:** See page 8  
**finish:** CW, BU, SV

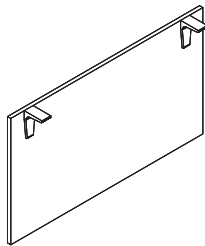
ORDER EXAMPLE

**product #:** FLMOD.2538  
**surface finish:** M12 Medium Walnut  
**finish:** CW Cloud White

Options/Notes

Laminate modesty panel with matching PVC edge painted brackets

MODESTY PANEL

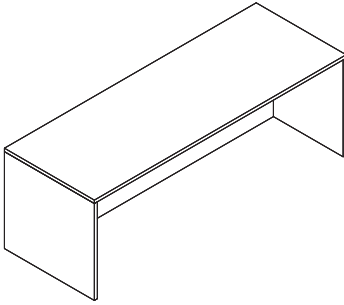


PART #	HEIGHT	WIDTH	LIST	NOTES
FLMOD.2532	25"	32"	\$1,125	<ul style="list-style-type: none"><li>Modesty panel is actual width</li><li>Widths are intended to accomodate leg encasements on one side and 23"H credenzas on the other</li></ul>
FLMOD.2538	25"	38"	\$1,162	
FLMOD.2544	25"	44"	\$1,197	
FLMOD.2550	25"	50"	\$1,233	

# DASH CASEGOODS

## Desk Shell

With Full Modesty



### DESCRIPTION

Laminate desk shell with full modesty

### SPECIFICATION OPTIONS

**product #:** See charts below  
**laminate:** See page 8  
**grommet location:** GL, GC, GR  
**grommet color:** CW, BU, SV

### ORDER EXAMPLE

**product #:** FD-CS-3072  
**laminate:** M10 Espresso  
**grommet location:** GL  
**grommet color:** BU Black Umber

### Options/Notes

#### Standard Includes

- Modesty panel location depends on the depth of desk shell.
  - 24"D desk shell modesty is inset 0.5"
  - 30"D desk shell modesty is inset 6"
  - 36"D desk shell modesty is inset 9"
- Add circular grommet (add \$75 list each) See page 13

## 24" DEEP

PART #	HEIGHT	WIDTH	DEPTH	PRICE	NOTES
FD-CS-2448	29"	48"	24"	\$2,092	• 24"D desk shell modesty is inset 0.5"
FD-CS-2454	29"	54"	24"	\$2,188	
FD-CS-2460	29"	60"	24"	\$2,282	
FD-CS-2466	29"	66"	24"	\$2,376	
FD-CS-2472	29"	72"	24"	\$2,469	
FD-CS-2478	29"	78"	24"	\$2,564	
FD-CS-2484	29"	84"	24"	\$2,658	

## 30" DEEP

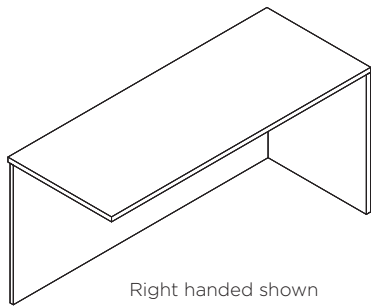
PART #	HEIGHT	WIDTH	DEPTH	PRICE	NOTES
FD-CS-3060	29"	60"	30"	\$2,488	• 30"D desk shell modesty is inset 6"
FD-CS-3066	29"	66"	30"	\$2,591	
FD-CS-3072	29"	72"	30"	\$2,695	
FD-CS-3078	29"	78"	30"	\$2,801	
FD-CS-3084	29"	84"	30"	\$2,904	

## 36" DEEP

PART #	HEIGHT	WIDTH	DEPTH	PRICE	NOTES
FD-CS-3660	29"	60"	36"	\$2,693	• 36"D desk shell modesty is inset 9"
FD-CS-3666	29"	66"	36"	\$2,806	
FD-CS-3672	29"	72"	36"	\$2,922	
FD-CS-3678	29"	78"	36"	\$2,924	
FD-CS-3684	29"	84"	36"	\$2,924	

Return Shell

With Full Modesty



DESCRIPTION

Laminate return shell with full modesty

SPECIFICATION OPTIONS

**product #:** See charts below  
**laminate:** See page 8  
**grommet location:** GL, GC, GR  
**grommet color:** CW, BU, SV

ORDER EXAMPLE

**product #:** FD-RS-2460-R  
**laminate:** M10 Espresso  
**grommet location:** GL  
**grommet color:** BU Black Umber

Options/Notes

Standard Includes

- Specify part # ending in -L or -R for the side of the return.
- Can connect to a desk shell or 29" high credenza, attachment hardware is included
- Add circular grommet (add \$75 list each) See page 13

24" DEEP

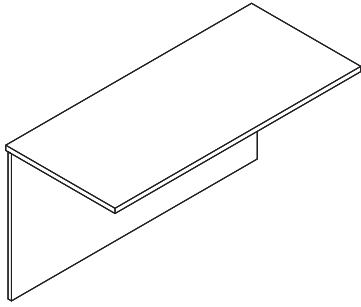
PART #	HEIGHT	WIDTH	DEPTH	PRICE	NOTES
FD-RS-2436-L	29"	36"	24"	\$1,679	• Modesty is inset 0.5"
FD-RS-2436-R	29"	36"	24"	\$1,679	
FD-RS-2442-L	29"	42"	24"	\$1,770	
FD-RS-2442-R	29"	42"	24"	\$1,770	
FD-RS-2448-L	29"	48"	24"	\$1,863	
FD-RS-2448-R	29"	48"	24"	\$1,863	
FD-RS-2454-L	29"	54"	24"	\$1,959	
FD-RS-2454-R	29"	54"	24"	\$1,959	
FD-RS-2460-L	29"	60"	24"	\$2,052	
FD-RS-2460-R	29"	60"	24"	\$2,052	

30" DEEP

PART #	HEIGHT	WIDTH	DEPTH	PRICE	NOTES
FD-RS-3036-L	29"	36"	30"	\$1,794	• Modesty is inset 0.5"
FD-RS-3036-R	29"	36"	30"	\$1,794	
FD-RS-3042-L	29"	42"	30"	\$1,896	
FD-RS-3042-R	29"	42"	30"	\$1,896	
FD-RS-3048-L	29"	48"	30"	\$1,999	
FD-RS-3048-R	29"	48"	30"	\$1,999	
FD-RS-3054-L	29"	54"	30"	\$2,102	
FD-RS-3054-R	29"	54"	30"	\$2,102	
FD-RS-3060-L	29"	60"	30"	\$2,209	
FD-RS-3060-R	29"	60"	30"	\$2,209	

## Open Bridge

With Full Modesty



### DESCRIPTION

Laminate open bridge with full modesty

### SPECIFICATION OPTIONS

**product #:** See charts below  
**laminate:** See page 8  
**grommet location:** GL, GC, GR  
**grommet color:** CW, BU, SV

### ORDER EXAMPLE

**product #:** FD-OB-2448  
**laminate:** M10 Espresso  
**grommet location:** GL  
**grommet color:** BU Black Umber

### Options/Notes

#### Standard Includes

- Can connect to a desk shell or 29" high credenza, attachment hardware is included
- Add circular grommet (add \$75 list each) See page 13

## 20" DEEP


PART #	HEIGHT	WIDTH	DEPTH	PRICE	NOTES
FD-OB-2036	29"	36"	20"	\$1,406	• Modesty is inset 0.5"
FD-OB-2042	29"	42"	20"	\$1,492	
FD-OB-2048	29"	48"	20"	\$1,577	
FD-OB-2054	29"	54"	20"	\$1,667	

## 24" DEEP

PART #	HEIGHT	WIDTH	DEPTH	PRICE	NOTES
FD-OB-2436	29"	36"	24"	\$1,451	• Modesty is inset 0.5"
FD-OB-2442	29"	42"	24"	\$1,542	
FD-OB-2448	29"	48"	24"	\$1,635	
FD-OB-2454	29"	54"	24"	\$1,731	

Pedestals

Dash Casegoods




DESCRIPTION	
Laminate pedestals without top cap	
SPECIFICATION OPTIONS	ORDER EXAMPLE
<b>product #:</b> See charts below <b>casing finish:</b> See page 8 <b>front finish:</b> See page 8 <b>pull:</b> See page 21	<b>product #:</b> FD-BBF <b>casing finish:</b> M10 Espresso <b>front finish:</b> M9 Cloud White <b>pull:</b> wedge pull

Options/Notes

Standard Includes

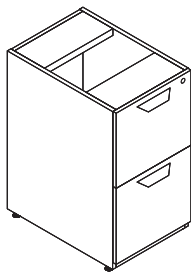
- Laminate supporting pedestal with lock, without top cap
- Attaches to the underside of a worksurface, desk shell, or return shell
- Note: (2) peds cannot fit side-by-side under a 30"W top

BOX/BOX/FILE



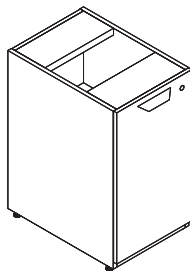
PART #	HEIGHT	WIDTH	DEPTH	PRICE	NOTES
FD-BBF	27.75"	15.5"	21.75"	\$1,844	

FILE/FILE



PART #	HEIGHT	WIDTH	DEPTH	PRICE	NOTES
FD-FF	27.75"	15.5"	21.75"	\$1,790	

HINGED DOOR

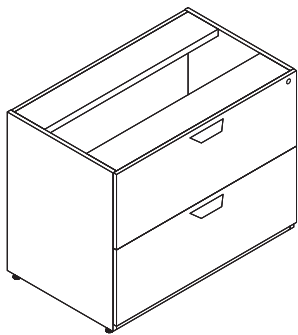


PART #	HEIGHT	WIDTH	DEPTH	PRICE	NOTES
FD-HD-L	27.75"	15.5"	21.75"	\$1,497	• Includes (1) adjustable shelf
FD-HD-R	27.75"	15.5"	21.75"	\$1,497	



# Lateral Files

Dash Casegoods



DESCRIPTION

Laminate lateral file without top cap

SPECIFICATION OPTIONS

**product #:** See charts below  
**casing finish:** See page 8  
**front finish:** See page 8  
**pull:** See page 21

ORDER EXAMPLE

**product #:** FD-SLF-2-30-B  
**casing finish:** M10 Espresso  
**front finish:** M9 Cloud White  
**pull:** wedge pull

Options/Notes

Standard Includes

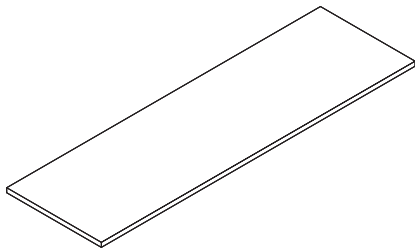
- Laminate supporting lateral file with lock, without top cap
- Attaches to the underside of a worksurface, desk shell, or return shell

## LATERAL FILES

PART #	HEIGHT	WIDTH	DEPTH	PRICE	NOTES
FD-SLF-2-30-B	27.75"	30"	21.75"	\$2,761	
FD-SLF-2-36-B	27.75"	36"	21.75"	\$2,959	
FD-SLF-2-42-B	27.75"	42"	21.75"	\$3,160	

Lateral File Tops

Dash Casegoods

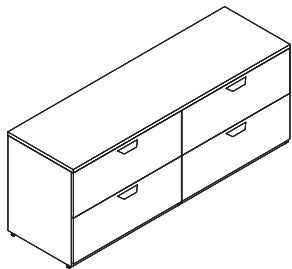


DESCRIPTION	
Laminate lateral file common top	
SPECIFICATION OPTIONS	ORDER EXAMPLE
product #: See charts below laminate finish: See page 8	product #: FD-SLF-TOP.2272 laminate finish: M10 Espresso

Options/Notes

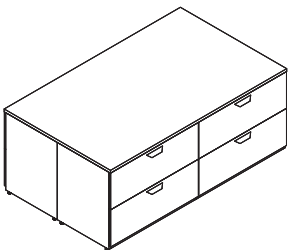
- Standard Includes
- Laminate tops for Dash Casegoods lateral files

LATERAL FILE TOPS, SINGLE OR SIDE-TO-SIDE



PART #	HEIGHT	WIDTH	DEPTH	PRICE	NOTES
FD-SLF-TOP.2230	1"	30"	21.75"	\$299	
FD-SLF-TOP.2236	1"	36"	21.75"	\$350	
FD-SLF-TOP.2242	1"	42"	21.75"	\$385	
FD-SLF-TOP.2260	1"	60"	21.75"	\$643	
FD-SLF-TOP.2266	1"	66"	21.75"	\$663	
FD-SLF-TOP.2272	1"	72"	21.75"	\$683	
FD-SLF-TOP.2278	1"	78"	21.75"	\$718	
FD-SLF-TOP.2284	1"	84"	21.75"	\$751	
FD-SLF-TOP.2290	1"	90"	21.75"	\$818	

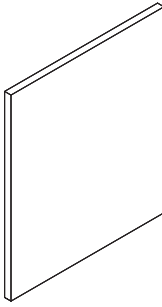
LATERAL FILE TOPS, BACK-TO-BACK



PART #	HEIGHT	WIDTH	DEPTH	PRICE	NOTES
FD-SLF-TOP.4430	1"	30"	43.5"	\$627	
FD-SLF-TOP.4436	1"	36"	43.5"	\$718	
FD-SLF-TOP.4442	1"	42"	43.5"	\$759	
FD-SLF-TOP.4460	1"	60"	43.5"	\$917	
FD-SLF-TOP.4466	1"	66"	43.5"	\$959	
FD-SLF-TOP.4472	1"	72"	43.5"	\$1,001	
FD-SLF-TOP.4478	1"	78"	43.5"	\$1,064	
FD-SLF-TOP.4484	1"	84"	43.5"	\$1,125	
FD-SLF-TOP.4490	1"	90"	43.5"	\$1,252	

## End Panels

Dash Casegoods



### DESCRIPTION

Laminate end panels

### SPECIFICATION OPTIONS

**product #:** See charts below  
**laminate:** See page 8

### ORDER EXAMPLE

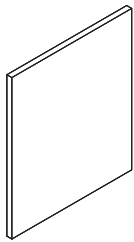
**product #:** FD-WSP-30  
**laminate:** M10 Espresso

### Options/Notes

#### Standard Includes


- Laminate end panels for use with Dash My-Hite tops
- See guide on page 48

## FULL END PANEL



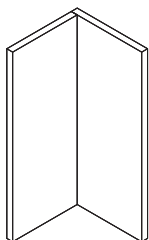
PART #	HEIGHT	WIDTH	DEPTH	PRICE	NOTES
FD-WSP-24	27.75"	24"	1"	\$541	<ul style="list-style-type: none"> <li>• Hardware included: (2) L Brackets (1) Gusset</li> </ul>
FD-WSP-30	27.75"	30"	1"	\$590	
FD-WSP-36	27.75"	36"	1"	\$637	

## HALF END PANEL



PART #	HEIGHT	WIDTH	DEPTH	PRICE	NOTES
FD-HSP-12	27.75"	12"	1"	\$445	<ul style="list-style-type: none"> <li>• Hardware included: (2) L Brackets (1) Gusset</li> </ul>
FD-HSP-15	27.75"	15"	1"	\$469	

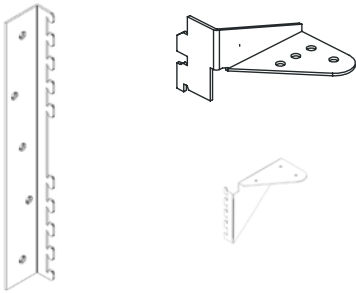
## CORNER END PANEL



PART #	HEIGHT	WIDTH	DEPTH	PRICE	NOTES
FD-LSP-12	27.75"	12"	12"	\$565	<ul style="list-style-type: none"> <li>• Hardware included: (2) L Brackets (1) Gusset</li> </ul>
FD-LSP-15	27.75"	15"	15"	\$613	
FD-LSP-20	27.75"	20"	20"	\$694	

# INTERRA CONNECTORS

Interra Connectors



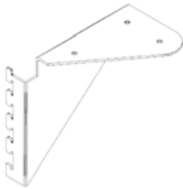
DESCRIPTION	
Parts for combining Dash and Interra	
SPECIFICATION OPTIONS	ORDER EXAMPLE
product #: See charts below	product #: FD-FM-X9

Options/Notes

Standard Includes


• See individual notes per part below.

PANEL MOUNT KIT



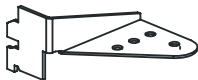
PART #	HEIGHT	WIDTH	DEPTH	PRICE	NOTES
FD-FM-X9	-	-	-	\$44	<ul style="list-style-type: none"><li>• Package of 4, (2) L and (2) R.</li><li>• Supports shared hutch on top of Interra panel(s)</li></ul>

CREDENZA BRACKET



PART #	HEIGHT	WIDTH	DEPTH	PRICE	NOTES
FD-FM-X10	-	11"	1-3/5"	\$21	<ul style="list-style-type: none"><li>• Used to anchor Dash credenza to Interra frames.</li><li>• Sold in pairs.</li><li>• Cloud White (CW) only.</li></ul>

CORNER BRACKET

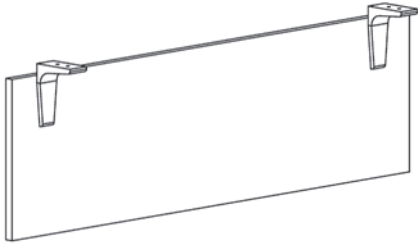


Right Shown  
FIWSB.R

PART #	HEIGHT	WIDTH	DEPTH	PRICE	NOTES
FIWSB.L	-	-	-	\$17	<ul style="list-style-type: none"><li>• Used to attach Freestanding Dash table to Interra Panels to help support the Interra panel run</li><li>• Specify L for left and R for right.</li><li>• Available in Cloud White (CW) and Black.</li></ul>
FIWSB.R				\$17	

# COMPONENTS

## Modesty Panel



### DESCRIPTION

Attaches to the tabletop to provide privacy

### SPECIFICATION OPTIONS

**product #:** See charts below  
**laminate:** See page 25  
**brackets:** CW, BU, SV

### ORDER EXAMPLE

**product #:** FLMOD.1660  
**laminate:** Medium Walnut  
**brackets:** Cloud White

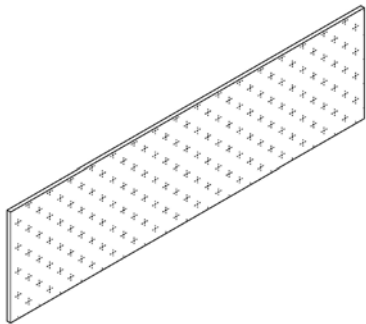
### Options/Notes

Laminate modesty panel with matching PVC edge painted brackets

## MODESTY PANEL

PART #	HEIGHT	WIDTH	LIST	NOTES
FLMOD.0836	8"	36"	\$263	<ul style="list-style-type: none"> <li>Modesty panel is actual width</li> <li>Shorter than actual width modesty may be needed based on leg type.</li> </ul> <p>Example: 24x60 freestanding top with concave taper legs requires 48" wide modesty.</p>
FLMOD.0842	8"	42"	\$273	
FLMOD.0848	8"	48"	\$281	
FLMOD.0854	8"	54"	\$338	
FLMOD.0860	8"	60"	\$424	
FLMOD.0866	8"	66"	\$432	
FLMOD.0872	8"	72"	\$441	
FLMOD.0884	8"	84"	\$458	
FLMOD.0896	8"	96"	\$474	
FLMOD.1636	16"	36"	\$326	
FLMOD.1642	16"	42"	\$333	
FLMOD.1648	16"	48"	\$340	
FLMOD.1654	16"	54"	\$450	
FLMOD.1660	16"	60"	\$535	
FLMOD.1666	16"	66"	\$542	
FLMOD.1672	16"	72"	\$553	
FLMOD.1684	16"	84"	\$568	
FLMOD.1696	16"	96"	\$586	

Wall Mounted Tackboard



DESCRIPTION

Fabric covered tackboard that attaches to a wall

SPECIFICATION OPTIONS

product #: See charts below  
fabric: See page 6

ORDER EXAMPLE

product #: FD-FM-X6012  
fabric: PF101-21, Slide, Azure

Options/Notes

Standard Includes

- For use with wall mounted overhead or alone.
- May not be used with hutches.
- Specify panel fabric (Note: **Passage and Terrain fabric not approved for this application.** See page 6.

12" HIGH

PART #	HEIGHT	WIDTH	PRICE
FD-FM-X3612	12"	36"	\$528
FD-FM-X4212	12"	42"	\$528
FD-FM-X4812	12"	48"	\$548
FD-FM-X5412	12"	54"	\$716
FD-FM-X6012	12"	60"	\$716
FD-FM-X6612	12"	66"	\$737
FD-FM-X7212	12"	72"	\$737
FD-FM-X7812	12"	78"	\$737
FD-FM-X8412	12"	84"	\$758

19" HIGH

PART #	HEIGHT	WIDTH	PRICE
FD-FM-X3619	19"	36"	\$528
FD-FM-X4219	19"	42"	\$528
FD-FM-X4819	19"	48"	\$548
FD-FM-X5419	19"	54"	\$716
FD-FM-X6019	19"	60"	\$716
FD-FM-X6619	19"	66"	\$737
FD-FM-X7219	19"	72"	\$737
FD-FM-X7819	19"	78"	\$737
FD-FM-X8419	19"	84"	\$758



**22" HIGH**

PART #	HEIGHT	WIDTH	PRICE
FD-FM-X3622	22"	36"	\$528
FD-FM-X4222	22"	42"	\$528
FD-FM-X4822	22"	48"	\$548
FD-FM-X5422	22"	54"	\$716
FD-FM-X6022	22"	60"	\$716
FD-FM-X6622	22"	66"	\$737
FD-FM-X7222	22"	72"	\$737
FD-FM-X7822	22"	78"	\$737
FD-FM-X8422	22"	84"	\$758

**23" HIGH**

PART #	HEIGHT	WIDTH	PRICE
FD-FM-X3623	23"	36"	\$587
FD-FM-X4223	23"	42"	\$587
FD-FM-X4823	23"	48"	\$604
FD-FM-X5423	23"	54"	\$1,054
FD-FM-X6023	23"	60"	\$1,054
FD-FM-X6623	23"	66"	\$1,074
FD-FM-X7223	23"	72"	\$1,074
FD-FM-X7823	23"	78"	\$1,074
FD-FM-X8423	23"	84"	\$1,092

**25" HIGH**

PART #	HEIGHT	WIDTH	PRICE
FD-FM-X3625	25"	36"	\$587
FD-FM-X4225	25"	42"	\$587
FD-FM-X4825	25"	48"	\$604
FD-FM-X5425	25"	54"	\$1,054
FD-FM-X6025	25"	60"	\$1,054
FD-FM-X6625	25"	66"	\$1,074
FD-FM-X7225	25"	72"	\$1,074
FD-FM-X7825	25"	78"	\$1,074
FD-FM-X8425	25"	84"	\$1,092

**26" HIGH**

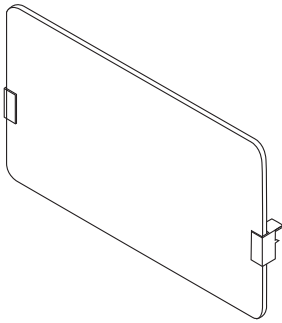
PART #	HEIGHT	WIDTH	PRICE
<b>FD-FM-X3626</b>	26"	36"	\$625
<b>FD-FM-X4226</b>	26"	42"	\$625
<b>FD-FM-X4826</b>	26"	48"	\$684
<b>FD-FM-X5426</b>	26"	54"	\$1,132
<b>FD-FM-X6026</b>	26"	60"	\$1,132
<b>FD-FM-X6626</b>	26"	66"	\$1,092
<b>FD-FM-X7226</b>	26"	72"	\$1,092
<b>FD-FM-X7826</b>	26"	78"	\$1,092
<b>FD-FM-X8426</b>	26"	84"	\$1,213

**28" HIGH**

PART #	HEIGHT	WIDTH	PRICE
<b>FD-FM-X3628</b>	28"	36"	\$625
<b>FD-FM-X4228</b>	28"	42"	\$625
<b>FD-FM-X4828</b>	28"	48"	\$684
<b>FD-FM-X5428</b>	28"	54"	\$1,132
<b>FD-FM-X6028</b>	28"	60"	\$1,132
<b>FD-FM-X6628</b>	28"	66"	\$1,092
<b>FD-FM-X7228</b>	28"	72"	\$1,092
<b>FD-FM-X7828</b>	28"	78"	\$1,092
<b>FD-FM-X8428-</b>	28"	84"	\$1,213

## Privacy Screen

Fabric



### DESCRIPTION

Work Surface mounted fabric covered privacy screen

### SPECIFICATION OPTIONS

**product #:** See charts below  
**fabric:** See page 6  
**brackets:** CW, BU, SV

### ORDER EXAMPLE

**product #:** FPSFLUSH.2442  
**fabric:** PF-101-1, Slide, Caramel  
**brackets:** SV Silver

### Options/Notes

#### Standard Includes

- Actual screen is narrower than the worktop.
- Example: FPSFLUSH.2448 for use on 46"/48" width table, actual width of screen is 40"
- Fabric covered privacy screens have Black Reveal.
- Includes attachment hardware.
- **Passage and Terrain fabric not approved for this application.**

## FABRIC PRIVACY SCREEN, Flush

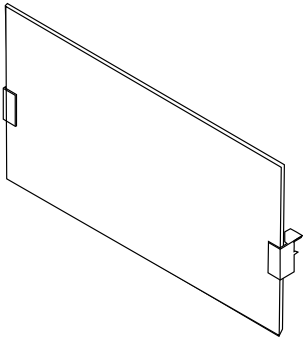
PART #	HEIGHT	WIDTH	PRICE	NOTES
FPSFLUSH.2442	24"	34"	\$671	<ul style="list-style-type: none"> <li>• Privacy screen sits flush with the back of the worktop.</li> <li>• Fabric covered privacy screens have Black Reveal.</li> </ul>
FPSFLUSH.2448	24"	40"	\$726	
FPSFLUSH.2454	24"	46"	\$781	
FPSFLUSH.2460	24"	52"	\$839	
FPSFLUSH.2466	24"	58"	\$897	
FPSFLUSH.2472	24"	64"	\$953	

## FABRIC PRIVACY SCREEN, with Wire Management Gap

PART #	HEIGHT	WIDTH	PRICE	NOTES
FPSGAP.2442	24"	34"	\$671	<ul style="list-style-type: none"> <li>• Fabric covered privacy screens have Black Reveal.</li> <li>• With 1" gap at back of worksurface for cord/wire management.</li> </ul>
FPSGAP.2448	24"	40"	\$726	
FPSGAP.2454	24"	46"	\$781	
FPSGAP.2460	24"	52"	\$839	
FPSGAP.2466	24"	58"	\$897	
FPSGAP.2472	24"	64"	\$953	

Privacy Screen

Marker Board



DESCRIPTION

Work Surface mounted marker board privacy screen

SPECIFICATION OPTIONS

**product #:** See charts below  
**brackets:** CW, BU, SV

ORDER EXAMPLE

**product #:** FMPSFLUSH.2442  
**brackets:** SV Silver

Options/Notes

Standard Includes

- Actual screen is narrower than the worktop.
- Example: FPSFLUSH.2448 for use on 46"/48" width table, actual width of screen is 40"
- Includes attachment hardware
- Marker board screen is writable on both sides

MARKER BOARD PRIVACY SCREEN, Flush

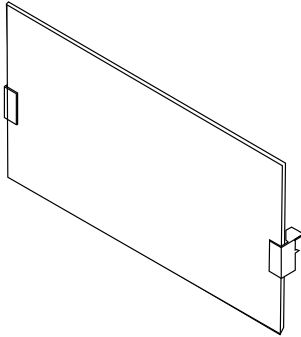
PART #	HEIGHT	WIDTH	PRICE	NOTES
FMPSFLUSH.2442	24"	34"	\$811	• Privacy screen sits flush with the back of the worktop.
FMPSFLUSH.2448	24"	40"	\$929	
FMPSFLUSH.2454	24"	46"	\$1,046	
FMPSFLUSH.2460	24"	52"	\$1,165	
FMPSFLUSH.2466	24"	58"	\$1,283	
FMPSFLUSH.2472	24"	64"	\$1,401	

MARKER BOARD PRIVACY SCREEN, with Wire Management Gap

PART #	HEIGHT	WIDTH	PRICE	NOTES
FMPSGAP.2442	24"	34"	\$811	• With 1" gap at back of worksurface for cord/wire management.
FMPSGAP.2448	24"	40"	\$929	
FMPSGAP.2454	24"	46"	\$1,046	
FMPSGAP.2460	24"	52"	\$1,165	
FMPSGAP.2466	24"	58"	\$1,283	
FMPSGAP.2472	24"	64"	\$1,401	

## Privacy Screen

Laminate



### DESCRIPTION

Work Surface mounted laminate privacy screen

### SPECIFICATION OPTIONS

**product #:** See charts below  
**finish:** See page 8  
**brackets:** CW, BU, SV

### ORDER EXAMPLE

**product #:** FLPSFLUSH.2442  
**finish:** M15 Mousse  
**brackets:** SV Silver

### Options/Notes

#### Standard Includes

- Actual screen is narrower than the worktop.
- Example: FLPSFLUSH.2448 for use on 46"/48" width table, actual width of screen is 40"
- Includes attachment hardware

## LAMINATE PRIVACY SCREEN, Flush

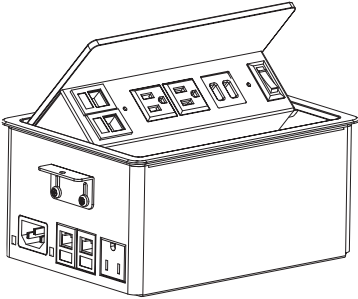
PART #	HEIGHT	WIDTH	PRICE	NOTES
FLPSFLUSH.2442	24"	34"	\$436	• Privacy screen sits flush with the back of the worktop.
FLPSFLUSH.2448	24"	40"	\$487	
FLPSFLUSH.2454	24"	46"	\$535	
FLPSFLUSH.2460	24"	52"	\$583	
FLPSFLUSH.2466	24"	58"	\$633	
FLPSFLUSH.2472	24"	64"	\$681	

## LAMINATE PRIVACY SCREEN, with Wire Management Gap

PART #	HEIGHT	WIDTH	PRICE	NOTES
FLPSGAP.2442	24"	34"	\$436	• With 1" gap at back of worksurface for cord/wire management.
FLPSGAP.2448	24"	40"	\$487	
FLPSGAP.2454	24"	46"	\$535	
FLPSGAP.2460	24"	52"	\$583	
FLPSGAP.2466	24"	58"	\$633	
FLPSGAP.2472	24"	64"	\$681	

# ACCESSORIES

Power Grommet Worksurface Mounted



DESCRIPTION

Worksurface mounted power/data grommet

NOTES

Includes 10' coiled power cord to connect to power source, or daisy chain to next power grommet


SPECIFICATION OPTIONS

**product #:** see charts below  
**finish:** BA Brushed Aluminum, BC Brushed Charcoal or CW Cloud White (contact customer success for lead time)

ORDER EXAMPLE

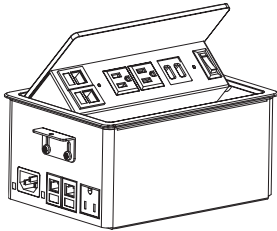
**product #:** FPWR.0608  
**finish:** BA Brushed Aluminum

POWER GROMMET, 5x8



PART #	HEIGHT	WIDTH	DEPTH	PRICE	NOTES
FPWR.0508		8"	5"	\$784	<ul style="list-style-type: none"><li>• Worksurface mounted power/data grommet, 5x8</li><li>• Includes 10' coiled power cord to connect to power source</li><li>• Distributes up to 10 amps</li><li>• <b>Above Worksurface:</b> (2) CAT6 data ports (out), (2) power outlets, (2) USB ports</li><li>• <b>Below Worksurface:</b> (2) CAT6 data ports (in), (1) power outlet, Daisy Chain ports (in/out)</li></ul>

POWER GROMMET, 6x8



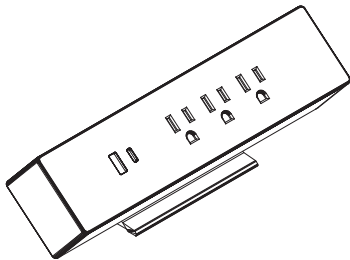
PART #	HEIGHT	WIDTH	DEPTH	PRICE	NOTES
FPWR.0608		8"	6"	\$784	<ul style="list-style-type: none"><li>• Worksurface mounted power/data grommet, 6x8</li><li>• Includes 10' coiled power cord to connect to power source</li><li>• Distributes up to 10 amps</li><li>• <b>Above Worksurface:</b> (2) CAT6 data ports (out), (2) power outlets, (2) USB ports</li><li>• <b>Below Worksurface:</b> (2) CAT6 data ports (in), (2) power outlets, Daisy Chain ports (in/out)</li></ul>

DESK MOUNTED POWER UNIT - CLAMP




PART #	PRICE	NOTES
FPWR.DM	\$468	<ul style="list-style-type: none"><li>• Power unit clamps onto surface</li><li>• The power cord comes attached to the unit. The cord measures approximately 6 ft in length.</li><li>• Includes 3 plugs and 2 USB-A ports</li><li>• Distributes up to 10 amps</li><li>• finish: available in BU and CW</li></ul>

DESK MOUNTED POWER UNIT - ADHESIVE



PART #	PRICE	NOTES
FPWR.DM-2	\$468	<ul style="list-style-type: none"><li>• Power unit attaches to surface with adhesive</li><li>• The power cord comes attached to the unit. The cord measures approximately 6 ft in length.</li><li>• Includes 3 plugs, 1 USB-C and 1 USB-A port</li><li>• Distributes up to 10 amps</li><li>• finish: available in BU and CW</li></ul>

MESH WIRE MANAGER



PART #	LENGTH	PRICE	NOTES
FFWM.18	18"	\$164	<ul style="list-style-type: none"><li>• Wire manager mounts to the bottom of a worksurface to manage cords</li></ul>
FFWM.34	34"	\$164	<ul style="list-style-type: none"><li>• Finish: Black with red zipper</li></ul>



# Monitor Arms

Worksurface/Table Accessories



DESCRIPTION

Monitor arms.

SPECIFICATION OPTIONS

product #: See charts below  
finish: CW, BU, SV

ORDER EXAMPLE

product #: FMA-S  
finish: CW

Options/Notes

Standard Includes

- Includes attachment hardware for clamp, grommet and Verity track mount
- Includes (2) USB ports, 6' cords

## SINGLE MONITOR ARM



PART #	PRICE
FMA-S	\$709

## DOUBLE MONITOR ARM

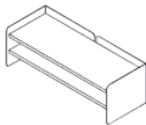


PART #	PRICE
FMA-D	\$1,012

Accessories

DESCRIPTION
See individual notes for parts below.

TABLETOP SHELF



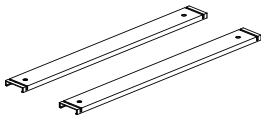
PART #	HEIGHT	WIDTH	DEPTH	PRICE	NOTES
FD-FM-X5	10"	30"	12"	\$318	<ul style="list-style-type: none"><li>• Cloud White painted metal outer, and laminate shelves</li><li>• Specify shelf finish</li></ul>

LED TASKLIGHT



PART #	HEIGHT	WIDTH	PRICE	NOTES
FLED.20 (For use with overheads 24" - 36")	0.75"	20"	\$302	<ul style="list-style-type: none"><li>• Attaches beneath overheads or hutches</li><li>• Includes an LED light, power cord, motion sensor and installation hardware for wood or metal overhead. The cord for the tasklight is 6 ft. long.</li></ul>
FLED.38 (For use with overheads 42" or wider)	0.75"	38"	\$382	

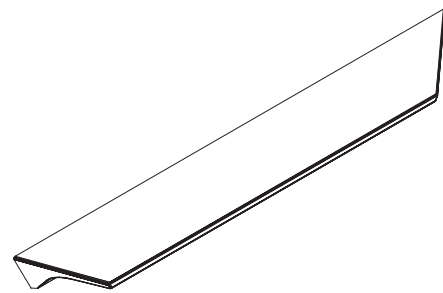
FILE BARS



PART #	HEIGHT	WIDTH	DEPTH	PRICE	NOTES
FFB (Front to back file bar)	-	-	-	\$33	<ul style="list-style-type: none"><li>• Comes in pairs</li><li>• Order one per drawer</li><li>• Finish black</li></ul>
FSSB (Side to side file bar)	-	-	-	\$28	

# Pulls

for Lateral



## DESCRIPTION

3 different pull options to choose from

## SPECIFICATION OPTIONS

**product #:** See charts below  
**pull:** See page 21

## ORDER EXAMPLE

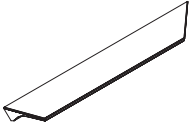
**product #:** WEDGE-PULL-244  
**pull:** Wedge, brushed aluminum

## Options/Notes


### Standard Includes

- Pulls have color options: specify color when ordering. (See chart below)
- Pulls are included with cabinets. These are sold separately for replacement.
- Wedge, brushed aluminum pull is the default pull

## WEDGE PULL FOR LATERAL

	PART #	WIDTH	PRICE	NOTES
	WEDGE-PULL-244	9.5"	\$25	<ul style="list-style-type: none"> <li>• Wedge Pull for Lateral</li> <li>• Brushed Aluminum is Default Pull</li> </ul>
	WEDGE-PULL-244-BU	9.5"	\$25	

## DESIGNER PULL FOR LATERAL

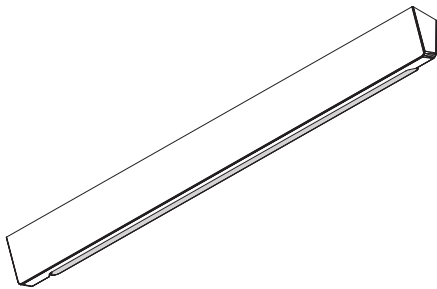
	PART #	WIDTH	PRICE	NOTES
	DESIGNER-PULL-250-RED	10"	\$25	<ul style="list-style-type: none"> <li>• Designer Pull is CW (Cloud White) with non-slip color trim on underside. Trim available in 3 colors: Red, Green, and Grey</li> </ul>
	DESIGNER-PULL-250-GREEN	10"	\$25	
	DESIGNER-PULL-250-GREY	10"	\$25	

## SLANT PULL FOR LATERAL

	PART #	WIDTH	PRICE	NOTES
	SLANT-PULL-199	8"	\$25	<ul style="list-style-type: none"> <li>• Slant Pull for Lateral</li> </ul>
	SLANT-PULL-199-BU	8"	\$25	

Pulls

for pedestal



DESCRIPTION

3 different pull options to choose from

SPECIFICATION OPTIONS

**product #:** See charts below  
**pull:** See page 21

ORDER EXAMPLE

**product #:** DESIGNER-PULL-250-RED  
**pull:** Designer Pull RED

Options/Notes

Standard Includes

- Pulls have color options: specify color when ordering. (See chart below)
- Wedge, brushed aluminum pull is the default pull

WEDGE PULL FOR PEDESTAL

	PART #	WIDTH	PRICE	NOTES
	WEDGE-PULL-167	6.5"	\$25	<ul style="list-style-type: none"><li>• Wedge Pull for Pedestal</li><li>• Brushed Aluminum is Default Pull</li></ul>
	WEDGE-PULL-167-BU	6.5"	\$25	

DESIGNER PULL FOR PEDESTAL

	PART #	WIDTH	PRICE	NOTES
	DESIGNER-PULL-250-RED	10"	\$25	<ul style="list-style-type: none"><li>• Designer Pull is CW (Cloud White) with non-slip color trim on underside. Trim available in 3 colors: Red, Green, and Grey</li></ul>
	DESIGNER-PULL-250-GREEN	10"	\$25	
	DESIGNER-PULL-250-GREY	10"	\$25	

SLANT PULL FOR PEDESTAL

	PART #	WIDTH	DEPTH	PRICE	NOTES
	SLANT-PULL-167	8"		\$25	<ul style="list-style-type: none"><li>• Slant Pull for Pedestal</li></ul>
	SLANT-PULL-167-BU	8"		\$25	

Keyed-Alike

Storage Accessories

DESCRIPTION	
All towers, credenzas, pedestals and lateral files can be keyed alike	
SPECIFICATION OPTIONS	ORDER EXAMPLE
product #: See charts below	product #: LAMI-KEY-ALIKE-4

Options/Notes

- Standard Includes**
- Keyed-Alike Lock Cores are sold in sets of 4 or 6.
  - Each set of keyed alike cores includes the cores, each core has two keys and all cores are the same lock number.
  - Lock core removal/change keys will need to be ordered separately.
  - Specific lock numbers are unavailable.
  - Dash Key Cores are for use with laminate storage only. Cannot be keyed alike with metal storage.

KEYED-ALIKE LOCKS

PART #		PRICE
LAMI-KEY-ALIKE-4	Lock Core Keyed-Alike (set of 4)-Type 1 Laminate Storage	\$198
LAMI-KEY-ALIKE-6	Lock Core Keyed-Alike (set of 6)-- Type 1 Laminate Storage	\$298
LAMI-FCK	Lock Core Change Key - Type 1 Laminate Storage	\$29
LAMI-FMK	Lock Core Master Key - Type 1 Laminate Storage	\$29
LAMI-KEY-CORE	Single Lock Core - Type 1 Laminate Storage	\$40 each